

SW

NE

DDH
AB No.1

Brock000027

MAINLY TALUS COVER

61°

DOLOMITE
Interformational breccia
Sections common

SALT & PEPPER
DOLOMITE SANDSTONE

BLACK BANDED
DOLOMITE

"DIMPLED" DOLOMITE

SILTY DOLOMITE

DOLOMITIC QUARTZITE

DOLOMITE
Light grey with dark intervals

DOLOMITIC QUARTZITE

DOLOMITIC SILTSTONE

DOLOMITIC QUARTZITE

SILTY DOLOMITE

GREY DOLOMITE

END OF HOLE
333'

4700'




4600'

4500'

4400'

ELEVATION IN FEET (ARBITRARY)

LEGEND

-  ASSAYS ZINC %
-  SPHALERITE NOTED IN LOG
-  BEDDING APPARENT DIP

WELCOME NORTH MINES LTD.

ARCTIC RED PROJECT
AB PROJECT AREA

NTS 106 C/16

VERTICAL CROSS SECTION

DDH-AB No.1 (BEARING 036°)

SCALE
1" = 40'

DATE
DEC. 1974

FIG.
5