

Brock000150

ARCHER, CATHRO

& ASSOCIATES LIMITED

CONSULTING GEOLOGICAL ENGINEERS

VANCOUVER, B.C. (604) 688-2568

Box 4127, WHITEHORSE, Y.T. Y1A 3S9 (403) 667-4415

1016 - 510 WEST HASTINGS STREET
VANCOUVER, B.C. V6B 1L8

TRACE ELEMENT DISTRIBUTION IN DRILL CORE
AT MT. FREEGOLD, YUKON

ADDENDUM TO
FINAL REPORT
1980 FREEGOLD PROJECT
MOUNT FREEGOLD AREA
YUKON

APRIL 27, 1981

E.P. Onasick,
B.A.Sc., M.Sc., P. Eng.

A.R. Archer,
B.A.Sc., P. Eng.

TRACE ELEMENT DISTRIBUTION IN DRILL CORE
AT MT. FREEGOLD, YUKON

Introduction

This report describes statistical derivations of geochemical and assay data from cores of two drill holes (R75-02 and R75-06) on Discovery Mines Ltd.'s Laforma Property, which lies about 50 km northwest of Carmacks. The core is stored in Whitehorse, and had been partially assayed for gold and silver by Whitehorse Assays Labs Ltd. in 1975 by standard fire assay techniques, and check-assayed by two other labs.

The core was relogged, quartered and reanalyzed in 1980, using the 1975 sample intervals where appropriate and five-foot intervals for previously unsampled core. Precious metals were determined using half assay-ton samples (about 15 g) by geochemical and fire assay techniques for silver and neutron activation analysis and fire assay for gold. The core sections were also geochemically analyzed for those elements determined for the surface soil sampling (discussed in the 1980 Freegold Project Report and Addendum), namely: Cu, Mo, Pb, Zn, Ag, As, W, Hg, Sn, Sb, Bi and Te. All of the 1980 analyses were done at Chemex Labs Ltd. in North Vancouver. Results are tabulated in Appendix I.

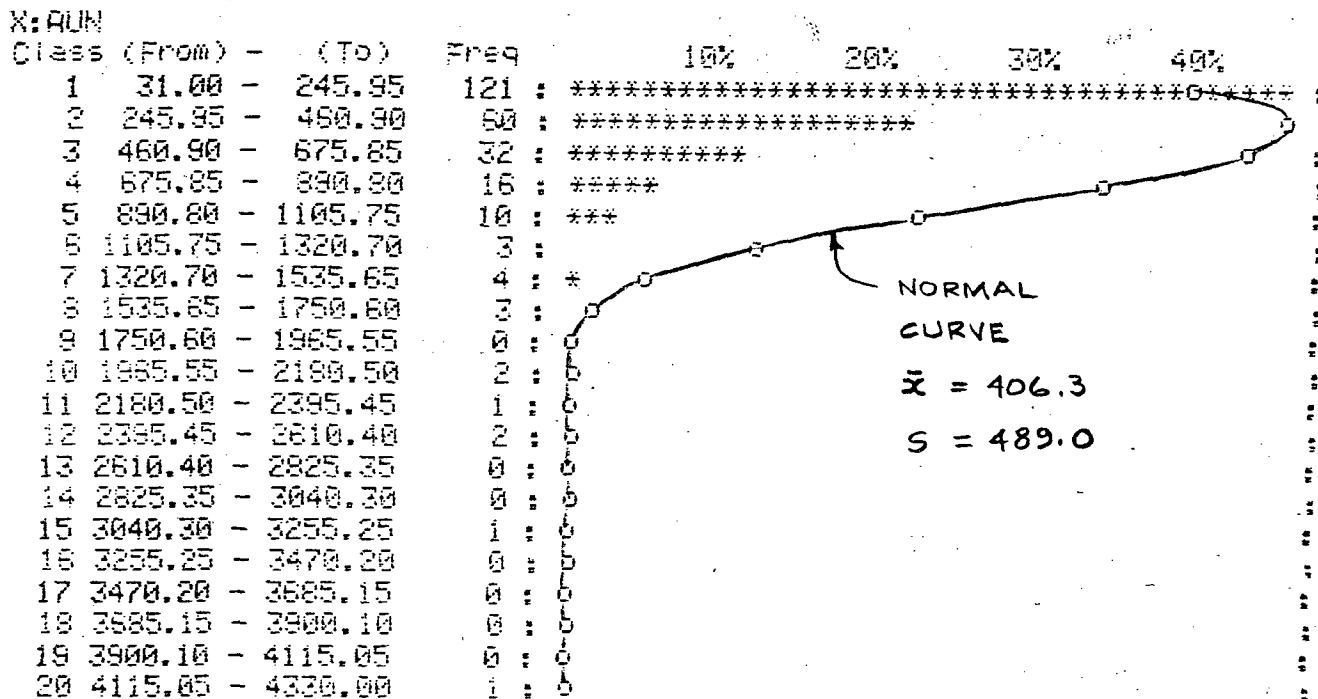
Statistics

Weighted means, standard deviations and correlation coefficients were calculated on both the original and log-transformed data, since most geochemists agree that trace element concentrations are log-normally distributed. Histograms of normal and log-normal data (shown for Au by neutron activation on Figure 1) demonstrates the better behaviour of the log-normal data. A theoretical normal curve, derived from the population parameters (mean, standard deviation) is also plotted for comparison.

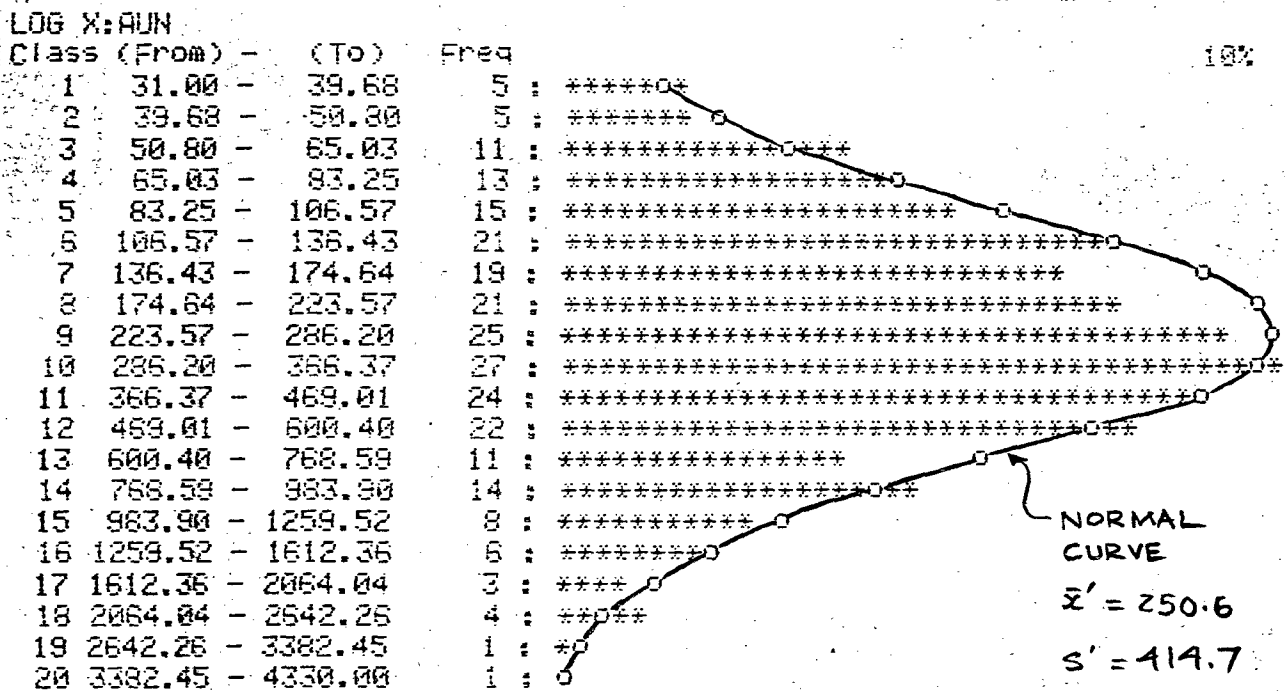
Weighted means may be interpreted as grade, since the weighting factors in this case are the lengths of each sample interval. The standard deviations quantify the spread

Figure 1

Gold Histograms
(Neutron Activation Analysis)



Normal (n=256)
ppb Au



Log-Normal (n=256)
ppb Au

TABLE I
Weighted Means/Standard Deviations

Element Units	R75-02 (n=144)				R75-06 (n=112)			
	MEAN		STANDARD DEVIATION		MEAN		STANDARD DEVIATION	
	Normal	Log	Normal	Log ⁽¹⁾	Normal	Log	Normal	Log ⁽¹⁾
Cu ppm	134.9	58.26	461.7	2.344	59.24	46.99	45.61	1.921
Mo ppm	3.020	2.369	2.565	1.959	1.260	1.164	0.658	1.419
Pb ppm	66.45	51.16	52.18	2.064	51.85	40.57	48.48	1.964
Zn ppm	176.3	129.0	161.3	2.193	127.7	105.7	99.86	1.792
Ag ppm	1.821	1.228	1.684	2.559	6.874	1.678	19.69	4.642
As ⁽²⁾ ppm	365.0	347.7	105.4	1.385	312.2	288.8	111.8	1.517
W ppm	4.503	2.909	4.554	2.585	3.535	2.731	2.394	2.119
Hg ⁽³⁾ ppb	38.24	22.74	51.27	2.557	69.06	60.86	38.62	1.610
Sn ⁽⁴⁾ ppm	-	-	-	-	2.566	2.327	1.235	1.556
Sb ppm	19.38	12.56	19.35	2.663	15.99	11.10	16.28	2.270
Au (NAA) ppb	513.9	343.2	585.5	2.396	301.0	184.1	339.4	2.647
Ag(1980) (oz/T) x 10 ⁻³	9.820	5.110	11.73	3.186	31.56	12.74	60.84	3.924
Au(1980) (oz/T) x 10 ⁻³	16.55	9.480	24.89	2.917	9.449	5.314	11.31	2.912
Bi ppm	4.609	2.482	8.516	2.761	2.712	0.927	6.511	3.963
Te ⁽⁵⁾ ppm	1.529	1.374	0.823	1.545	1.276	1.185	0.625	1.413
⁽⁶⁾ Ag(1975) (oz/T) x 10 ⁻³	8.100	6.694	4.863	1.915	17.93	11.50	17.56	2.658
⁽⁶⁾ Au(1975) (oz/T) x 10 ⁻³	16.93	11.61	146.3	2.102	14.85	10.71	21.14	1.960

- Notes:
- 1) Multiplication factor, not addition term, for log-transformed data (i.e. mean + 3 std. dev becomes mean x (std. dev)³ for anomalous level using log-transforms)
 - 2) Most As values reported > 500 ppm; these values for As < 500 ppm only; n = 11 for R75-02, n = 15 for R75-06. See text.
 - 3) n = 4 for R75-06
 - 4) R75-02 not analyzed for Sn; n = 108 for R75-06
 - 5) n = 89 for R75-02; n = 33 for R75-06
 - 6) n = 37 for R75-06

of data around the mean. Anomalous populations are usually designated as values above three standard deviations plus the mean ($A > \bar{x} + 3s$), or the mean times the cube of the standard deviation ($A > \bar{x} \cdot s^3$) for log-transformed data. The correlation coefficient is a measure of how closely two sets of data match, sample-for-sample, and good correlation implies that one set of data (eg.arsenic) predicts another (eg. gold). The correlation coefficient (r) is 1.0 for perfectly-correlated data and 0.0 for completely uncorrelated (independent) data. A negative coefficient implies negative correlation (-1.0 gives perfect negative correlation).

Formulas used are:

Weighted Mean: $\bar{x} = \sum w_i x_i / N$ for $i = 1, 2, \dots, n$

where $N = \sum w_i$, the sum of weights (core-lengths in this case)

Standard Deviation: $s_x = \sqrt{\frac{\sum w_i (x_i - \bar{x})^2}{N-1}}$

Correlation Coefficient: $r = \frac{\sum (x_i - \bar{x})(y_i - \bar{y})}{\sqrt{\sum (x_i - \bar{x})^2 \sum (y_i - \bar{y})^2}}$ for two sets of data, x and y

Weighted Mean of Log-transformed Data (Geometric Mean):

$$\bar{x}_L = \text{antilog} \left[\frac{\sum w_i (\log x_i)}{N} \right] \quad \text{for } x_i > 0$$

In cases where the lab reported assays greater than some threshold, such as As > 500ppm, those values were not included in the calculations. Unfortunately, this biases the statistic and too many such unknown values (as in the case of arsenic - see Appendix I) yield unreliable results. Assays reported as trace were treated as zero, and accordingly not included in the log-transformed calculations. (This particularly affects Te comparisons).

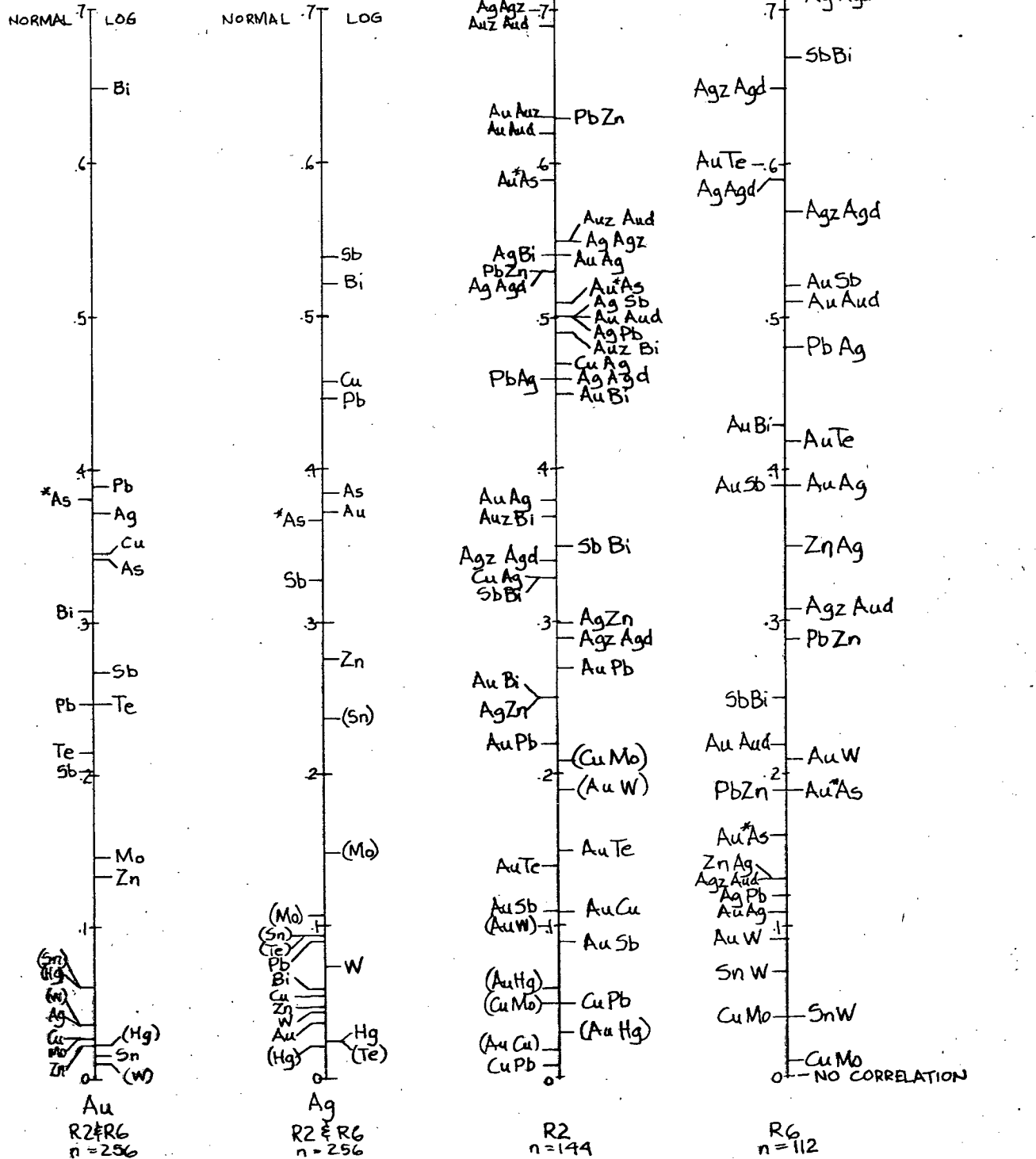
Means and standard deviations for both original and log-transformed data are reported in Table I.

Correlations were calculated for selected pairs of elements, mainly gold or silver with other elements. Results are represented on linear scales (0.0 to 1.0, negative values shown in parentheses) in Figure 2. The two columns on the left side of the page

FIGURE 2 CORRELATION COEFFICIENTS (*r*)

Legend

- n = Total number of samples
- R2, R6 = Diamond Drill Holes
- LOG = Log-transformed values used
- Au = Gold by Neutron Activation Analysis
- Auz = Gold by Fire Assay (1980)
- Aud = Gold by Fire Assay (1975)
- Agz = Silver by Fire Assay (1980)
- Agd = Silver by Fire Assay (1975)
- (Negative Correlation)
- *As = As values ≤ 500 ppm only



represent correlations between gold (by neutron activation) and silver with other elements for both drill holes combined, and the two columns on the right represent correlations for each drill hole independently, for selected element-pairs. Both normal and log-transformed coefficients are shown.

Assaying

Since fire assay data for gold and silver were available for the same core intervals from both 1975 and 1980 assaying, the calculated grades have been compared, along with equivalent gold values by neutron activation analysis. These grades are graphically illustrated in Figure 3. Note that although neutron activation analyses are originally expressed in ppb, they have been converted to oz/T. Two sets of data are represented on this figure: the first comprises Au grades for all samples, and the second comprises Au grades > 0.02 oz/T. The 0.02 cutoff for the second set is indicated by a dashed line. In almost all cases, the 1975 fire assay results are highest, and those from neutron activation are lowest, ranging some 14% to 22% lower than the 1975 assays. The grades calculated from 1980 assaying coincide remarkably well with the 1975 results, generally returning values within 6% of each other.

In 1975, thirty-six samples were check-assayed at Loring Labs Ltd. (Calgary), which reported "sharply higher" results than Whitehorse Assay Lab, about 30% higher for the pulps and 47% higher for the rejects. Chemex Lab's 1980 assaying (by fire assay and neutron activation) does not support those results, but shows Whitehorse Assay Lab's values to be somewhat high. In general then, the following ordering prevails:

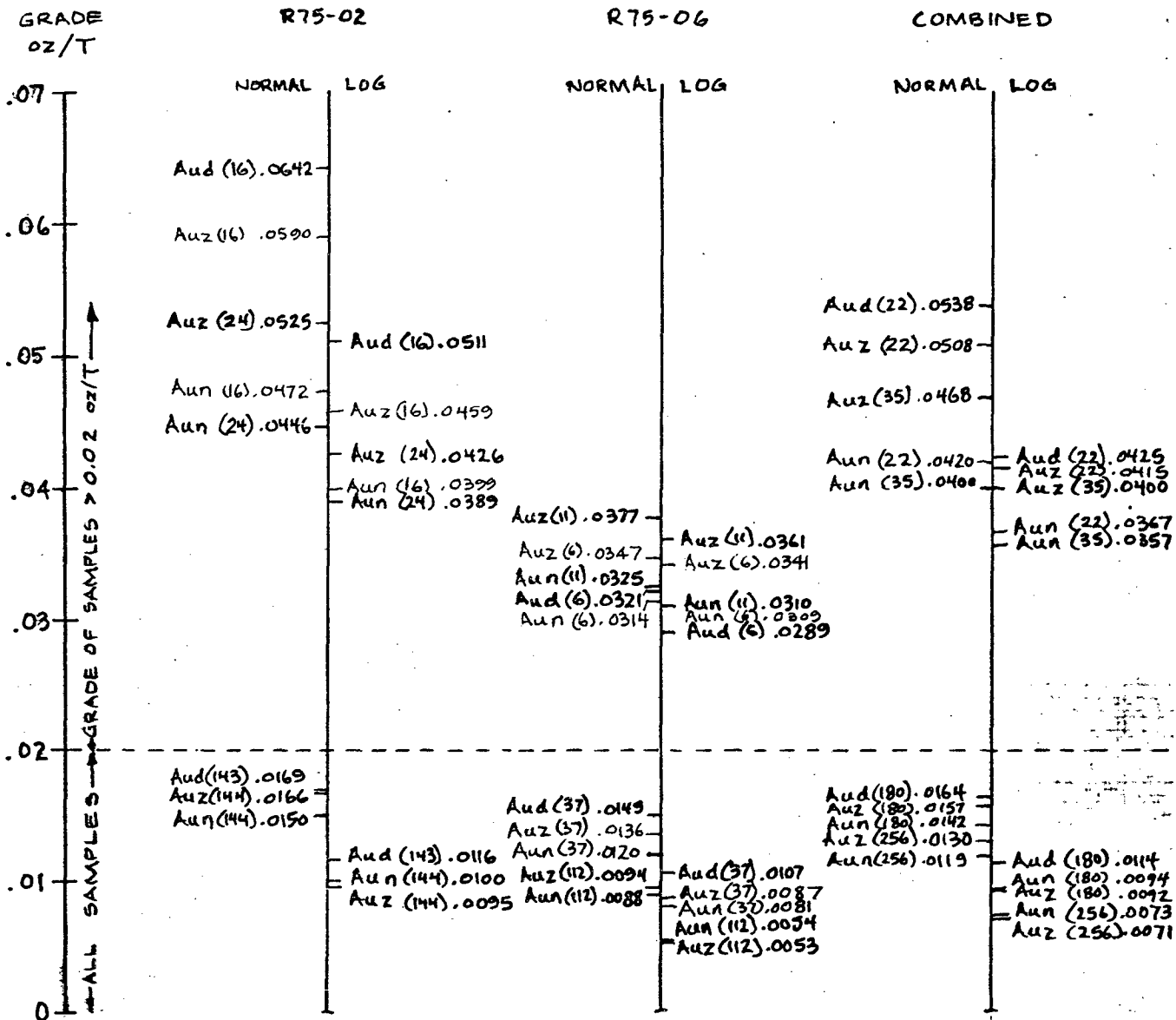
Loring > Whitehorse > Chemex > Neutron Activation

For silver, grades are as follows (oz/T):

	<u>n</u>	<u>Geochem</u>	<u>1980</u>	<u>1975</u>	<u>1975/1980</u>
R75-02	143	0.053	0.099	0.081	82%
R75-06	112	0.201	0.410	0.179	44%
COMBINED	255	0.118	0.162	0.101	62%

Figure 3
Comparison of Gold Grades

Note - Grades shown below dotted line are for complete core(s), while those above the dotted line are from the subset of samples with grades > 0.02 oz/T



NOTES: Auz Gold by Fire Assay (1980)
 Aud Gold by Fire Assay (1975)
 Aun Gold by Neutron Activation
 (ppb converted to oz/T)
 (16) n = number of analyses
 .0642 actual value in oz/T

The 1980 silver assays average an increase of 38% over the 1975 silver assays. Again, this contradicts Loring's results, which report an 18% decrease.


Conclusion

Examination of the correlation coefficients in Figure 2 suggests that Bi is the best indicator for Au, followed by Pb, Ag, Cu and As respectively, and that Sb and Bi are the best indicators for Ag, followed by Cu, Pb, As and Au respectively. If normal (not log-transformed) data are used. As and Bi are the best indicators for Au, and As and Sb the best for Ag.

Considering that the core was resplit in 1980, the 1980 reassaying correlates remarkably well with the 1975 assays for gold, as discussed above. This suggests a fairly homogeneous distribution of mineral in the core, and supports the consistency of the fire assay method. However, the gold results by neutron activation analysis give the lowest results, by 14% to 22%. These results are thought to be most reliable, because the log-normal values occur in a well-behaved distribution (see Figure 1), and the lower detection limit of 1 ppb properly accounts for low-valued samples. Therefore, the Au assay results reported by Whitehorse Assay Labs are probably 20% to 25% too high.

Correlation for silver between 1975 (Whitehorse) assays and 1980 (Chemex) assays is poor and grades vary about 60%. Again, the geochemical method gives the lowest results, and a histogram shows log-transformed values to be normally distributed, suggesting that the geochemically derived results are more accurate than fire assay at low levels of metal. However, this may reflect insufficient extraction of the silver by geochemical methods (unlike gold by neutron activation, which does use a fire-assay pre-stage), and the only conclusion to be drawn is that care must be taken when interpreting low silver grades.

Respectfully submitted,
ARCHER, CATHRO & ASSOCIATES LIMITED,


A.R. Archer, P. Eng.


E.P. Onasick, P. Eng.

APPENDIX I

RAW DATA

DDH	R75	-02	Ps	Zn	As	As	W	H9	Sn	30	HUN	H92	H92	01	15	25	30	
3526	48	8	38	160	2	>500	1	10	T	116	574	5	10	2	T	73	4	5
3527	68	8	58	210	20	>500	3	10	T	320	376	5	10	22	1	37	8	10
3528	104	27	38	170	20	>500	6	20	T	300	244	3	8	38	T	40	8	10
3529	110	7	46	135	32	>500	3	10	T	500	407	4	6	46	1	40	10	5
3530	52	6	32	120	10	>500	3	10	T	260	237	2	5	18	T	30	2	10
3531	46	4	160	520	6	>500	2	20	T	130	425	2	12	12	T	40	4	10
3532	38	4	66	340	8	>500	1	10	T	138	359	1	10	6	T	40	8	5
3533	30	7	42	100	4	395	1	20	T	142	295	2	11	16	T	45	8	5
3534	36	5	24	150	4	315	8	10	T	130	324	2	12	1	T	40	4	10
3535	64	6	34	300	8	>500	9	10	T	240	108	3	1	20	T	20	2	5
3536	38	7	54	120	18	>500	10	10	T	260	926	3	34	36	1	55	12	30
3537	88	5	32	180	20	>500	12	10	T	430	573	4	26	30	T	40	4	10
3538	80	2	22	205	8	>500	8	20	T	360	119	2	5	12	T	35	2	5
3539	38	2	14	115	2	195	5	10	T	115	81	2	2	4	T	40	4	5
3540	72	9	48	235	6	>500	5	30	T	240	499	3	20	20	T	40	2	10
3541	36	9	22	155	2	>500	4	20	T	195	117	1	3	6	1	38	16	10
3542	42	3	28	155	1	>500	7	10	T	90	142	2	5	6	1	30	6	5
3543	30	3	32	160	4	>500	4	10	T	86	223	2	10	12	1	27	2	5
3544	42	3	38	115	4	>500	6	10	T	84	181	2	2	8	T	40	6	15
3545	34	2	62	240	8	>500	5	20	T	100	501	4	18	20	1	30	4	15
3546	40	3	50	190	10	>500	4	10	T	140	236	5	6	18	1	40	6	5
3547	36	1	100	225	20	>500	5	10	T	116	413	5	14	36	2	40	10	10
3548	22	2	80	120	18	>500	2	10	T	46	360	2	8	34	T	40	8	10
3549	22	3	44	135	12	>500	2	10	T	38	404	3	10	20	1	40	2	20
3550	24	2	78	180	20	>500	4	30	T	32	1056	12	30	40	2	30	8	10
3551	18	2	54	135	6	>500	5	10	T	20	326	2	7	14	1	30	4	10
3552	32	2	280	810	46	>500	1	30	T	50	2000	14	54	74	2	30	16	180
3553	32	2	92	350	10	>500	1	20	T	48	953	3	22	26	2	40	2	15
3554	52	3	40	200	6	>500	4	20	T	54	250	4	4	12	1	40	2	5
3555	26	3	32	150	4	>500	7	30	T	50	167	2	2	10	T	40	2	5
3556	24	5	74	330	12	>500	2	10	T	48	366	4	8	20	T	40	4	10
3557	52	3	92	270	14	>500	1	20	T	86	743	2	20	26	T	19	4	10
3558	44	2	92	270	14	>500	1	20	T	110	278	6	15	22	T	40	1	40
3559	52	2	138	350	14	>500	1	10	T	114	1382	14	42	18	T	40	6	65
3560	56	3	74	170	8	>500	1	10	T	60	323	7	12	12	1	40	4	15
3561	40	3	70	170	8	>500	1	20	T	100	114	2	5	12	T	40	8	30
3562	26	5	126	320	12	>500	1	10	T	42	200	2	3	22	1	31	10	5
3563	20	5	162	530	20	>500	2	10	T	20	435	5	12	44	1	40	12	10
3564	18	2	134	420	14	>500	1	10	T	6	296	5	10	30	T	40	20	5
3565	38	5	68	160	10	>500	1	10	T	16	563	10	12	20	T	44	4	20
3566	40	1	92	270	10	>500	4	10	T	86	480	2	8	20	1	36	4	15
3567	24	2	76	320	14	>500	6	10	T	50	577	2	10	20	T	40	4	25
3568	70	3	74	145	10	>500	7	10	T	20	560	2	10	20	T	40	6	10
3569	38	3	46	130	4	>500	10	10	T	36	147	1	4	8	T	40	10	5
3570	30	4	48	145	4	>500	12	20	T	46	79	10	2	8	1	40	4	10
3571	26	2	46	110	6	>500	7	10	T	84	78	2	2	6	T	40	4	10
3572	26	2	48	130	10	>500	15	10	T	76	62	2	3	12	T	40	6	15
3573	22	2	46	175	8	>500	4	10	T	52	111	1	2	10	1	40	2	5
3574	18	2	52	200	4	>500	6	70	T	40	267	1	3	8	T	40	6	10
3575	18	5	68	180	6	>500	4	10	T	48	196	6	7	14	T	40	4	10
3576	16	4	100	380	8	>500	3	20	T	8	235	5	5	16	T	40	4	10
3577	24	6	134	430	12	>500	6	20	T	44	618	4	18	18	T	40	12	25
3578	26	6	70	220	8	>500	2	10	T	34	367	6	10	20	2	40	2	5
3579	26	4	96	185	10	>500	4	10	T	32	1050	2	17	36	1	40	4	15
3580	22	5	98	100	18	>500	2	10	T	38	282	1	15	34	3	40	6	15
3581	22	4	50	95	12	>500	1	20	T	39	332	5	5	18	1	40	10	10
3582	16	4	64	70	10	>500	2	40	T	20	228	6	7	26	1	30	8	10
3583	22	4	24	100	14	>500	1	10	T	22	778	16	26	56	T	27	4	35
3584	32	3	68	65	14	>500	1	10	T	38	1470	14	48	40	1	33	14	80
3585	36	4	24	35	4	>500	1	10	T	48	465	8	12	14	T	40	2	5
3586	18	4	10	40	1	>500	6	10	T	30	65	1	2	10	T	40	4	10
3587	42	3	26	65	4	>500	4	10	T	140	129	1	3	18	T	40	10	15
3588	76	2	40	95	4	305	3	20	T	160	144	1	3	12	2	40	4	5
3589	36	3	24	70	4	180	1	10	T	112	51	1	1	8	1	40	6	50

3590	78	4	28	75	14	415	1	20	T	380	40	3	1	30	T	40	10	10
3591	2500	3	78	120	64	>500	10	60	T	790	310	20	8	140	2	40	16	15
3592	120	2	92	1040	42	>500	2	90	T	320	261	8	12	40	3	40	16	10
3593	118	1	146	200	56	>500	8	80	T	350	255	18	10	74	1	40	22	10
3594	60	3	28	70	12	>500	6	40	T	240	112	2	3	36	T	40	4	10
3595	3900	3	34	85	12	>500	6	30	T	125	349	3	7	46	2	35	8	10
3596	62	2	210	200	68	>500	12	60	T	182	797	40	248	350	2	39	16	145
3597	82	2	230	90	54	>500	4	50	T	400	3180	32	80	250	2	46	10	30
3598	152	2	30	150	58	>500	1	30	T	370	1430	50	34	116	1	40	8	60
3599	26	1	16	30	4	>500	1	10	T	44	119	7	10	6	T	30	8	10
3600	82	2	32	90	20	>500	12	10	T	310	198	18	8	82	1	40	6	15
3601	146	2	38	170	32	>500	11	10	T	530	200	16	5	62	2	50	6	5
3602	130	2	38	380	28	>500	14	10	T	490	304	22	8	68	T	40	6	5
3603	2300	2	64	130	60	>500	15	10	T	670	465	30	18	180	1	30	20	20
3604	26	3	92	125	16	>500	12	10	T	66	651	10	16	54	T	26	10	25
3605	30	4	32	185	10	>500	1	10	T	64	1170	2	43	36	T	48	4	10
3606	140	2	58	260	36	>500	1	30	T	730	226	12	12	64	1	46	12	10
3607	2600	1	100	420	76	>500	1	70	T	1300	630	46	44	280	1	40	24	15
3608	102	1	38	260	44	>500	1	10	T	510	2590	52	78	34	T	40	8	15
3609	148	1	106	435	62	>500	1	10	T	830	590	46	20	56	1	40	18	20
3610	124	1	44	160	28	>500	1	20	T	580	175	28	12	48	1	40	16	10
3611	46	5	38	100	14	>500	1	10	T	136	180	25	12	32	1	40	6	10
3612	48	2	76	210	16	>500	3	10	T	150	270	20	10	22	1	40	8	5
3613	48	2	68	205	18	>500	6	10	T	140	265	19	12	38	T	90	6	10
3614	150	2	134	180	76	>500	1	10	T	530	290	45	15	82	T	40	6	10
3615	36	4	100	320	14	>500	4	20	T	72	430	16	24	34	1	40	6	20
3616	148	3	124	780	46	>500	2	40	T	340	200	14	10	776	2	40	12	15
3617	60	4	88	315	14	>500	3	10	T	210	225	2	13	24	T	40	6	5
3618	86	4	64	830	14	>500	4	10	T	250	220	2	8	30	1	40	10	10
3619	60	4	132	590	24	>500	1	10	T	340	260	1	18	16	2	40	12	15
3620	86	3	250	350	66	>500	1	20	T	400	335	2	18	24	1	40	6	10
3621	62	2	36	120	20	>500	1	20	T	280	600	2	24	28	2	35	12	15
3622	56	3	50	105	18	>500	1	10	T	260	520	20	10	64	1	35	16	10
3623	70	3	50	70	16	>500	1	20	T	370	440	12	21	20	1	40	8	5
3624	44	2	28	110	8	>500	1	10	T	210	170	3	5	6	T	30	6	15
3625	62	2	30	100	14	>500	1	10	T	320	1135	16	45	20	2	30	10	10
3626	50	3	18	45	22	>500	1	20	T	220	4330	18	108	22	T	30	10	130
3627	144	2	36	50	76	>500	1	30	T	700	2110	48	58	52	2	30	10	110
3628	66	1	20	45	14	>500	1	10	T	240	510	28	26	20	T	30	10	10
3629	58	2	16	40	12	>500	1	20	T	160	400	28	20	10	2	40	6	15
3630	72	2	16	70	20	>500	1	10	T	350	560	34	22	24	1	40	8	15
3631	64	11	20	70	40	>500	1	10	T	310	607	22	26	34	1	40	10	15
3632	72	3	36	60	30	>500	1	10	T	310	687	34	24	36	2	40	8	25
3633	58	3	28	60	8	>500	1	20	T	180	471	32	20	12	2	40	6	10
3634	60	2	34	106	8	>500	1	70	T	98	285	5	7	18	2	40	8	10
3635	68	1	22	82	10	>500	1	10	T	114	929	7	16	16	1	40	12	30
3636	52	1	22	58	6	>500	1	90	T	100	177	14	6	8	1	40	10	10
3637	54	1	22	28	1	>500	1	110	T	72	117	10	5	10	1	40	10	15
3638	76	1	34	42	16	>500	2	40	T	178	848	6	26	50	2	40	4	10
3639	50	1	24	44	16	>500	2	50	T	114	410	20	12	30	1	40	4	5
3640	32	1	14	32	10	>500	1	60	T	60	295	3	11	10	T	40	14	10
3641	80	1	108	46	36	>500	1	70	T	190	737	4	10	270	3	40	12	20
3642	82	1	64	46	22	>500	2	70	T	180	418	22	23	36	3	40	10	5
3643	50	1	36	46	10	>500	1	70	T	88	158	22	18	16	2	40	6	10
3644	84	1	48	112	24	>500	12	100	T	128	449	1	14	42	1	40	12	20
3645	40	1	20	40	4	>500	1	30	T	52	60	1	1	10	T	40	6	5
3646	56	1	18	38	16	>500	1	80	T	100	468	1	12	12	5	40	10	10
3647	28	2	44	24	14	>500	4	30	T	30	526	1	18	50	1	27	8	20
3648	520	9	58	82	52	>500	4	80	T	340	919	16	24	128	T	33	18	10
3649	76	4	52	82	22	>500	10	80	T	170	298	10	12	50	1	40	12	15
3650	40	2	94	166	30	>500	7	80	T	50	2302	2	46	98	T	40	12	75
3651	86	1	76	118	42	>500	6	10	T	162	1590	30	50	140	1	40	13	10
3652	110	1	22	84	14	>500	9	20	T	184	194	2	3	54	3	40	2	10
3653	62	2	18	90	6	305	8	280	T	102	78	1	2	26	3	27	6	5

3654	34	1	36	54	10	>500	8	140	T	32	704	1	18	24	3	33	8	25
3655	50	3	36	28	2	>500	5	330	T	80	171	1	1	8	5	35	26	5
3656	84	1	90	88	10	415	15	380	T	134	137	8	2	18	1	35	8	10
3657	76	1	132	92	10	355	15	120	T	146	88	4	2	10	T	40	2	10
3658	70	1	84	84	8	>500	10	100	T	118	131	1	10	60	1	42	4	50
3659	72	2	28	42	12	>500	6	100	T	118	236	1	5	80	1	38	12	10
3660	118	1	14	70	10	>500	6	110	T	210	753	1	14	44	2	40	4	10
3661	90	1	100	64	34	>500	5	90	T	190	2550	12	46	390	3	40	10	50
3662	76	1	36	36	4	>500	7	90	T	118	230	2	18	54	2	40	4	10
3663	94	1	20	36	6	>500	4	80	T	88	824	6	20	22	1	45	2	5
3664	52	1	8	24	1	395	6	90	T	50	95	4	1	4	T	65	2	5
3665	52	5	38	136	14	>500	40	120	T	82	863	2	38	24	1	30	T	T
3666	120	1	76	88	6	>500	1	100	T	240	161	1	1	14	1	60	10	5
3667	136	1	178	86	24	>500	6	70	T	320	465	2	2	16	2	30	12	10
3668	142	1	66	100	14	>500	12	160	T	360	154	6	3	26	T	30	6	10
3669	110	1	225	200	26	500	8	40	T	230	653	8	2	22	1	130	12	5

Notes:

AuN Gold by Neutron Activation Analysis (ppb)
 AuZ Gold by Fire assay (1980) (Oz/Ton x 1000)
 AgZ Silver by Fire assay (1980) (Oz/Ton x 100)
 AuD Gold by Fire assay (1975) (Oz/Ton x 1000)
 AgD Silver by Fire assay (1975) (Oz/Ton x 100)
 Len Length of core section in feet x 10
 T Trace
 Sb Reported x 10
 Bi Reported x 10
 Ag Reported x 10

Sample	Cu	Mo	Pb	Zn	Ag	As	H	Hg	Sn	Sb	Au	Agz	Auz	Bi	Te	Len	Agd	Aud	
DDH	R75-06																		
3670	126	1	72	196	180	>500	5	40	T	870	579	14	16	94	T	75	T	T	
3671	104	1	52	160	30	>500	2	140	T	520	303	14	5	34	T	70	T	T	
3672	88	1	116	80	64	>500	1	40	T	700	1654	2	48	86	T	60	T	T	
3673	98	1	100	142	1	>500	3	60	T	480	340	30	5	36	T	115	T	T	
3674	104	1	58	90	42	>500	1	T	2	330	276	24	5	6	T	65	26	15	
3675	52	1	70	250	20	>500	2	T	2	220	250	6	1	2	T	50	10	15	
3676	42	1	54	220	14	>500	1	T	2	115	66	6	1	2	T	50	4	5	
3677	26	1	20	460	12	>500	2	T	2	96	117	8	3	2	T	60	6	5	
3678	44	1	80	140	88	>500	1	T	2	140	207	52	12	20	T	30	16	5	
3679	28	1	40	66	24	>500	1	T	1	68	147	8	7	2	T	34	12	10	
3680	28	2	54	114	20	>500	1	T	2	80	52	12	15	4	T	40	10	5	
3681	44	1	30	112	120	>500	7	T	2	290	146	112	3	22	T	40	42	10	
3682	26	1	12	110	20	>500	6	T	2	106	111	20	6	2	T	51	T	T	
3683	30	1	38	150	38	>500	6	T	1	99	113	28	10	2	T	50	T	T	
3684	46	1	32	885	62	>500	8	T	1	270	52	44	2	4	T	35	T	T	
3685	24	1	14	460	14	>500	1	T	1	110	91	32	2	2	T	60	T	T	
3686	18	1	6	370	12	>500	1	T	2	50	68	36	34	2	T	40	T	T	
3687	24	1	16	118	8	450	2	T	2	52	161	8	7	4	T	50	T	T	
3688	90	1	76	285	>200	>500	6	T	3	540	95	274	10	36	T	52	T	T	
3689	28	1	36	182	24	>500	5	T	3	88	136	20	1	6	T	53	T	T	
3690	34	1	54	196	60	>500	3	T	2	102	61	44	5	8	T	61	14	5	
3691	230	1	82	270	>200	>500	6	T	2	420	260	504	12	36	T	40	70	10	
3692	62	1	58	60	160	>500	10	T	1	116	172	96	10	26	T	46	52	5	
3693	54	1	136	94	140	>500	5	T	2	120	499	94	27	26	T	40	63	10	
3694	46	1	50	184	64	>500	1	T	2	250	118	44	5	12	T	40	68	10	
3695	44	1	54	280	92	>500	3	T	2	210	237	60	7	12	T	48	20	5	
3696	150	1	14	120	>200	>500	5	T	3	260	397	218	12	44	T	50	T	T	
3697	32	1	20	66	28	>500	1	T	2	80	182	16	2	6	T	50	T	T	
3698	26	4	18	52	6	>500	1	T	3	40	126	4	3	2	T	50	T	T	
3699	32	1	40	72	16	>500	1	T	2	96	480	14	3	8	T	50	T	T	
3700	20	1	32	84	4	>500	1	T	3	44	150	10	2	6	T	50	T	T	
3701	26	1	32	122	8	>500	6	T	2	68	100	10	3	6	T	60	T	T	
3702	68	1	94	66	86	>500	8	T	3	150	345	86	10	24	T	80	T	T	
3703	26	1	26	50	12	>500	2	T	2	40	120	5	6	2	T	60	T	T	
3704	28	2	32	52	14	>500	5	T	3	54	100	6	5	2	T	40	T	T	
3705	26	2	28	48	12	>500	6	T	3	58	69	14	1	1	T	50	T	T	
3706	50	1	72	54	46	>500	3	T	2	158	510	42	20	12	T	50	T	T	
3707	52	1	124	54	58	>500	6	T	2	168	1730	68	58	18	T	50	T	T	
3708	24	1	28	38	6	>500	4	T	2	38	435	1	10	4	T	50	T	T	
3709	32	1	14	32	2	>500	2	T	2	34	70	3	5	2	T	40	T	T	
3710	32	1	36	48	8	>500	2	T	5	76	46	10	1	4	T	30	T	T	
3711	54	1	28	44	10	470	1	T	5	90	54	8	2	4	T	50	T	T	
3712	46	1	64	110	34	>500	1	T	4	138	775	27	50	8	T	50	T	T	
3713	54	1	62	98	>200	>500	3	T	2	670	190	272	16	24	T	50	T	T	
3714	26	1	26	70	10	390	4	T	2	60	40	4	2	4	T	50	T	T	
3715	24	2	18	64	8	>500	1	T	2	54	80	10	3	4	T	50	T	T	
3716	38	1	108	126	64	>500	12	T	2	176	245	34	3	14	T	30	T	T	
3717	34	1	54	114	26	>500	10	T	2	88	90	4	2	10	T	50	T	T	
3718	26	1	14	118	4	385	1	T	1	46	52	1	3	6	T	50	T	T	
3719	22	1	8	34	2	255	1	T	1	24	66	4	1	1	T	50	T	T	
3720	24	1	20	58	4	375	1	T	1	54	76	2	1	4	T	50	T	T	
3721	44	1	34	84	18	>500	1	T	1	142	94	1	1	2	T	50	T	T	
3722	36	3	18	94	12	>500	3	T	1	102	33	2	2	2	T	50	T	T	
3723	30	1	118	136	60	>500	6	T	1	220	235	36	2	24	T	50	T	T	
3724	44	1	44	92	38	>500	5	T	1	122	90	20	3	6	T	50	T	T	
3725	20	1	68	100	>200	>500	5	T	1	530	1075	200	12	32	T	50	T	T	
3726	36	1	58	104	14	>500	1	T	2	104	255	16	3	8	T	50	T	T	
3727	32	1	36	78	32	>500	8	T	2	102	140	22	5	8	T	50	T	T	
3728	26	1	18	62	14	>500	2	T	1	56	97	1	2	2	T	50	T	T	
3729	30	1	26	116	14	>500	1	T	2	92	222	4	5	4	T	60	T	T	
3730	66	1	56	86	76	>500	4	T	3	178	773	60	26	22	T	50	30	5	
3731	48	1	48	54	38	>500	5	T	2	114	323	28	2	8	T	31	12	5	

3732	96	1	110	118	13	>500	8	T	6	174	316	102	9	28	T	26	38	170
3733	50	2	52	152	8	>500	1	T	3	60	155	20	20	14	T	43	2	5
3734	36	1	50	154	10	>500	4	T	3	54	162	22	12	14	T	42	2	10
3735	32	1	52	104	2	>500	6	T	3	58	114	14	2	4	T	38	T	T
3736	24	1	70	82	2	230	8	T	10	60	36	4	1	1	T	50	T	T
3737	30	1	30	84	14	>500	3	T	3	86	1016	20	5	6	T	50	T	T
3738	60	1	68	196	28	>500	4	T	3	172	360	14	14	14	T	50	T	T
3739	22	1	30	52	4	190	1	T	3	32	31	12	1	1	T	50	T	T
3740	26	1	58	144	32	315	1	T	4	72	37	18	3	6	T	50	T	T
3741	40	2	92	240	88	>500	1	T	5	108	183	54	5	32	T	50	T	T
3742	14	1	36	104	8	120	1	T	3	36	31	12	2	12	T	35	T	T
3743	24	1	26	156	10	>500	5	T	3	80	85	18	3	6	T	185	4	10
3744	18	1	10	28	1	295	1	T	3	24	72	2	5	1	T	50	T	T
3745	16	1	12	32	1	135	2	T	2	16	148	1	12	2	T	50	T	T
3746	26	1	20	38	1	180	2	T	4	44	46	4	1	1	T	50	T	T
3747	24	2	42	104	2	>500	1	T	3	88	109	1	2	6	T	50	T	T
3748	24	2	18	84	10	>500	2	T	3	26	148	1	5	2	T	100	T	T
3749	200	2	425	420	130	>500	1	T	2	84	543	80	10	92	T	45	16	10
3750	54	1	58	118	34	>500	2	T	3	60	437	18	18	38	T	55	24	10
3751	60	1	100	88	32	>500	5	T	3	146	583	18	18	30	T	60	18	10
3752	102	1	46	74	24	>500	6	T	3	360	95	22	2	16	T	95	8	10
3753	136	1	88	76	52	>500	6	T	3	450	316	48	3	66	T	60	18	10
3754	52	3	48	98	22	>500	4	T	4	126	404	20	18	36	T	50	T	T
3755	52	1	74	112	20	>500	1	T	3	104	382	26	11	18	T	50	T	T
3756	58	5	56	114	10	>500	4	T	3	102	69	14	2	12	T	50	T	T
3757	32	1	30	118	1	385	5	T	3	38	49	14	2	2	T	50	T	T
3758	34	1	66	124	4	>500	4	T	2	108	110	10	1	8	T	50	T	T
3759	22	2	38	124	1	>500	3	T	2	44	102	6	2	4	T	40	T	T
3760	36	1	28	200	1	>500	4	T	3	64	200	10	1	6	T	60	T	T
3761	60	1	50	156	16	>500	1	T	2	100	151	18	5	8	T	50	T	T
3762	34	3	28	54	8	>500	2	T	2	92	57	10	3	4	T	50	T	T
3763	26	2	16	52	6	450	1	T	2	58	58	2	2	1	T	50	T	T
3764	36	1	26	98	14	>500	2	T	3	62	90	8	3	2	T	50	T	T
3765	44	1	40	92	22	>500	4	T	6	88	178	14	5	14	T	50	T	T
3766	48	1	24	92	4	>500	2	T	5	78	102	1	4	2	T	50	T	T
3767	50	1	34	106	2	>500	2	T	5	82	358	2	10	4	T	50	T	T
3768	68	1	28	62	1	>500	4	T	3	70	133	4	3	6	T	50	T	T
3769	60	1	40	68	2	>500	7	T	3	128	334	1	12	10	T	60	T	T
3770	76	1	30	64	4	>500	10	T	4	156	326	2	12	24	T	39	14	15
3771	90	1	48	200	16	>500	2	T	3	130	466	1	16	24	T	51	16	10
3772	90	1	62	200	16	>500	1	T	3	184	1090	18	30	52	T	50	6	65
3773	90	2	26	84	14	>500	5	T	2	110	985	5	33	64	T	50	2	20
3774	178	1	60	108	54	>500	6	T	2	200	1350	36	46	400	T	50	16	35
3775	128	1	44	186	24	>500	5	T	2	120	600	16	28	80	T	50	10	20
3776	116	3	60	108	26	>500	5	T	2	128	740	8	22	124	T	50	4	15
3777	144	2	44	112	22	>500	4	T	2	300	600	20	20	120	T	50	2	5
3778	200	3	36	178	22	>500	3	T	2	350	1310	16	32	102	T	50	14	30
3779	120	1	54	132	26	>500	5	T	3	184	775	12	16	44	T	50	8	10
3780	128	1	295	124	92	>500	7	T	1	180	410	60	12	540	T	50	44	15
3781	126	1	68	90	50	>500	3	T	2	330	890	42	40	118	T	40	20	20

Notes

Am Sold by Neutron Activation Analysis (ppb)

Au Sold by Fire assay (1980) (Oz/Ton x 1000)

Ag Sold by Fire assay (1980) (Oz/Ton x 100)

Au Sold by Fire assay (1975) (Oz/Ton x 1000)

Ag Sold by Fire assay (1975) (Oz/Ton x 100)

Len Length of core section in feet x 10

T Trace

Sb Reported x 10

Bi Reported x 10

Po Reported x 10

APPENDIX II

HOLES R75-02 & 06

FREGOLD PROJECT

SAMPLING DETAILS

R75-02

SAMPLE NO	FROM	TO	LENGTH	RECOVERY
3526	11.0	18.3	7.3	2.3
27	18.3	22.0	3.7	2.7
28	22.0	26.0	4.0	3.0
29	26.0	30.0	4.0	4.0
30	30.0	33.0	3.0	3.0
31	33.0	37.0	4.0	4.0
32	37.0	41.0	4.0	4.0
33	41.0	45.5	4.5	4.5
34	45.5	49.5	4.0	4.0
35	49.5	51.5	2.0	2.0
36	51.5	57.0	5.5	2.0
37	57.0	61.0	4.0	4.0
38	61.0	64.5	3.5	3.5
39	64.5	68.5	4.0	4.0
40	68.5	72.5	4.0	4.0
41	72.5	76.3	3.8	3.8
42	76.3	79.3	3.0	3.0
43	79.3	82.0	2.7	2.7
44	82.0	86.0	4.0	4.0
45	86.0	89.0	3.0	3.0
46	89.0	93.0	4.0	4.0
47	93.0	97.0	4.0	4.0
48	97.0	101.0	4.0	4.0
49	101.0	105.0	4.0	4.0
50	105.0	108.0	3.0	3.0
51	108.0	111.0	3.0	3.0
52	111.0	114.0	3.0	3.0
53	114.0	118.0	4.0	4.0
54	118.0	122.0	4.0	4.0
55	122.0	126.0	4.0	4.0
56	126.0	130.0	4.0	4.0
57	130.0	131.9	1.9	1.9
58	131.9	135.9	4.0	4.0
59	135.9	139.9	4.0	4.0
60	139.9	143.9	4.0	4.0
61	143.9	147.9	4.0	4.0
62	147.9	151.0	3.1	3.1
63	151.0	155.0	4.0	4.0
64	155.0	159.0	4.0	4.0
65	159.0	163.4	4.4	4.4
66	163.4	167.0	3.6	3.6
67	167.0	171.0	4.0	4.0
68	171.0	175.0	4.0	4.0
69	175.0	179.0	4.0	4.0
70	179.0	183.0	4.0	4.0
71	183.0	187.0	4.0	4.0
72	187.0	191.0	4.0	4.0
73	191.0	195.0	4.0	4.0
74	195.0	199.0	4.0	4.0
75	199.0	203.0	4.0	4.0

SAMPLE NO	FROM	TO	LENGTH	RECOVERY
3576	203.0	207.0	4.0	4.0
77	207.0	211.0	4.0	4.0
78	211.0	215.0	4.0	4.0
79	215.0	219.0	4.0	4.0
80	219.0	223.0	4.0	4.0
81	223.0	227.0	4.0	4.0
82	227.0	230.0	3.0	3.0
83	230.0	232.7	2.7	2.7
84	232.7	236.0	3.3	3.3
85	236.0	240.0	4.0	4.0
86	240.0	244.0	4.0	4.0
87	244.0	248.0	4.0	4.0
88	248.0	252.0	4.0	4.0
89	252.0	256.0	4.0	4.0
90	256.0	260.0	4.0	4.0
91	260.0	264.0	4.0	4.0
92	264.0	268.0	4.0	4.0
93	268.0	272.0	4.0	4.0
94	272.0	276.0	4.0	4.0
95	276.0	279.5	3.5	3.5
96	279.5	283.4	3.9	3.9
97	283.4	288.0	4.6	3.6
98	288.0	292.0	4.0	3.5
99	292.0	295.0	3.0	4.0
3600	295.0	299.0	4.0	4.0
01	299.0	304.0	5.0	5.0
02	304.0	308.0	4.0	4.0
03	308.0	311.0	3.0	3.0
04	311.0	313.6	2.6	2.6
05	313.6	318.4	4.8	4.8
06	318.4	323.0	4.6	4.6
07	323.0	327.0	4.0	4.0
08	327.0	331.0	4.0	4.0
09	331.0	335.0	4.0	4.0
10	335.0	339.0	4.0	4.0
11	339.0	343.0	4.0	4.0
12	343.0	347.0	4.0	4.0
13	347.0	356.0	9.0	4.0
14	356.0	360.0	4.0	4.0
15	360.0	364.0	4.0	4.0
16	364.0	368.0	4.0	4.0
17	368.0	372.0	4.0	4.0
18	372.0	376.0	4.0	4.0
19	376.0	380.0	4.0	4.0
20	380.0	384.0	4.0	4.0
21	384.0	387.5	3.5	3.5
22	387.5	391.0	3.5	3.5
23	391.0	395.0	4.0	3.0
24	395.0	398.0	3.0	3.0
25	398.0	401.0	3.0	3.0
26	401.0	404.0	3.0	3.0
27	404.0	407.0	3.0	3.0
28	407.0	410.0	3.0	3.0

SAMPLE NO	FROM	TO	LENGTH	RECOVERY
3629	410.0	414.0	4.0	4.0
30	414.0	418.0	4.0	4.0
31	418.0	422.0	4.0	4.0
32	422.0	426.0	4.0	4.0
33	426.0	430.0	4.0	4.0
34	430.0	434.0	4.0	4.0
35	434.0	438.0	4.0	4.0
36	438.0	442.0	4.0	4.0
37	442.0	446.0	4.0	4.0
38	446.0	450.0	4.0	4.0
39	450.0	454.0	4.0	4.0
40	454.0	458.0	4.0	4.0
41	458.0	462.0	4.0	4.0
42	462.0	466.0	4.0	4.0
43	466.0	470.0	4.0	4.0
44	470.0	474.0	4.0	4.0
45	474.0	478.0	4.0	4.0
46	478.0	482.0	4.0	4.0
47	482.0	484.7	2.7	2.1
48	484.7	488.0	3.3	3.3
49	488.0	492.0	4.0	4.0
50	492.0	496.0	4.0	4.0
51	496.0	500.0	4.0	4.0
52	500.0	504.0	4.0	4.0
53	504.0	506.7	2.7	2.7
54	506.7	510.0	3.3	3.3
55	510.0	513.5	3.5	3.5
56	513.5	517.0	3.5	3.5
57	517.0	521.0	4.0	4.0
58	521.0	525.2	4.2	4.2
59	525.2	529.0	3.8	3.8
60	529.0	533.0	4.0	4.0
61	533.0	537.0	4.0	4.0
62	537.0	541.0	4.0	4.0
63	541.0	545.5	4.5	3.5
64	545.5	552.0	6.5	2.0
65	552.0	555.0	3.0	1.0
66	555.0	561.0	6.0	4.0
67	561.0	564.0	3.0	3.0
68	564.0	567.0	3.0	3.0
69	567.0	580.0	13.0	4.0

R75-06

SAMPLE NO	FROM	TO	LENGTH	RECOVERY
3670	27.5	35.0	7.5	5.6
71	35.0	42.0	7.0	3.7
72	42.0	48.0	6.0	6.0
73	48.0	59.5	11.5	4.3
74	59.5	66.0	6.5	6.5
75	66.0	71.0	5.0	5.0
76	71.0	76.0	5.0	5.0
77	76.0	82.0	6.0	5.0
78	82.0	85.0	3.0	3.0
79	85.0	88.4	3.4	3.4
80	88.4	92.4	4.0	4.0
81	92.4	96.4	4.0	4.0
82	96.4	101.5	5.1	5.1
83	101.5	106.5	5.0	5.0
84	106.5	110.0	3.5	3.5
85	110.0	116.0	6.0	5.0
86	116.0	120.0	4.0	4.0
87	120.0	125.0	5.0	5.0
88	125.0	130.2	5.2	5.2
89	130.2	135.5	5.3	5.3
90	135.5	141.6	6.1	6.1
91	141.6	145.6	4.0	4.0
92	145.6	150.2	4.6	4.6
93	150.2	154.2	4.0	4.0
94	154.2	158.2	4.0	4.0
95	158.2	163.0	4.8	4.8
96	163.0	168.0	5.0	5.0
97	168.0	173.0	5.0	5.0
98	173.0	178.0	5.0	5.0
99	178.0	183.0	5.0	5.0
3700	183.0	188.0	5.0	5.0
01	188.0	194.0	6.0	5.5
02	194.0	202.0	8.0	6.0
03	202.0	208.0	6.0	5.5
04	208.0	212.0	4.0	4.0
05	212.0	217.0	5.0	5.0
06	217.0	222.0	5.0	5.0
07	222.0	227.0	5.0	5.0
08	227.0	232.0	5.0	5.0
09	232.0	236.0	4.0	4.0
10	236.0	239.0	3.0	3.0
11	239.0	244.0	5.0	5.0
12	244.0	249.0	5.0	5.0
13	249.0	254.0	5.0	5.0
14	254.0	259.0	5.0	5.0
15	259.0	264.0	5.0	5.0
16	264.0	267.0	3.0	3.0
17	267.0	272.0	5.0	5.0
18	272.0	277.0	5.0	5.0
19	277.0	282.0	5.0	5.0
20	282.0	287.0	5.0	5.0

SAMPLE NO	FROM	TO	LENGTH	RECOVERY
3721	287.0	292.0	5.0	5.0
22	292.0	297.0	5.0	5.0
23	297.0	302.0	5.0	5.0
24	302.0	307.0	5.0	5.0
25	307.0	312.0	5.0	5.0
26	312.0	317.0	5.0	5.0
27	317.0	322.0	5.0	5.0
28	322.0	327.0	5.0	5.0
29	327.0	333.0	6.0	6.0
30	333.0	338.0	5.0	5.0
31	338.0	341.1	3.1	3.1
32	341.1	343.7	2.6	2.6
33	343.7	348.0	4.3	4.3
34	348.0	352.2	4.2	4.2
35	352.2	356.0	3.8	3.8
36	356.0	361.0	5.0	5.0
37	361.0	366.0	5.0	5.0
38	366.0	371.0	5.0	5.0
39	371.0	376.0	5.0	5.0
40	376.0	381.0	5.0	5.0
41	381.0	386.0	5.0	5.0
42	386.0	389.5	3.5	3.0
43	389.5	408.0	18.5	4.5
44	408.0	413.0	5.0	5.0
45	413.0	418.0	5.0	5.0
46	418.0	423.0	5.0	5.0
47	423.0	428.0	5.0	5.0
48	428.0	438.0	10.0	4.5
49	438.0	442.5	4.5	4.5
50	442.5	447.5	5.0	4.0
51	447.5	453.5	6.0	3.0
52	453.5	463.0	9.5	5.5
53	463.0	469.0	6.0	2.0
54	469.0	474.0	5.0	5.0
55	474.0	479.0	5.0	5.0
56	479.0	484.0	5.0	5.0
57	484.0	489.0	5.0	5.0
58	489.0	494.0	5.0	5.0
59	494.0	498.0	4.0	5.0
60	498.0	504.0	6.0	5.0
61	504.0	509.0	5.0	3.2
62	509.0	514.0	5.0	2.2
63	514.0	519.0	5.0	5.0
64	519.0	524.0	5.0	5.0
65	524.0	529.0	5.0	5.0
66	529.0	534.0	5.0	5.0
67	534.0	539.0	5.0	5.0
68	539.0	544.0	5.0	5.0

SAMPLE NO	FROM	TO	LENGTH	RECOVERY
3769	544.0	550.0	6.0	6.0
70	550.0	553.9	3.9	3.9
71	553.9	559.0	5.1	5.1
72	559.0	564.0	5.0	5.0
73	564.0	569.0	5.0	5.0
74	569.0	574.0	5.0	5.0
75	574.0	579.0	5.0	5.0
76	579.0	584.0	5.0	5.0
77	584.0	589.0	5.0	5.0
78	589.0	594.0	5.0	5.0
79	594.0	599.0	5.0	5.0
80	599.0	604.0	5.0	5.0
81	604.0	608.0	4.0	5.0

APPENDIX III

REPRESENTATIVE LOG-TRANSFORMED

HISTOGRAMS FROM

DDH R75-02

GOLD by FIRE ASSAY (1980)

LOG X:AUZ oz/T × 1000		Freq	10%
Class (From) -	(To)		
1	1.00 - 1.32	7 : *****0*****	
2	1.32 - 1.74	0 : 0	
3	1.74 - 2.29	12 : *****0*****	
4	2.29 - 3.01	0 : ***** 0	
5	3.01 - 3.97	0 : 0	
6	3.97 - 5.23	11 : *****	
7	5.23 - 6.89	4 : *****	
8	6.89 - 9.07	13 : *****	
9	9.07 - 11.95	18 : *****	
10	11.95 - 15.75	21 : *****0**	
11	15.75 - 20.75	18 : *****0	
12	20.75 - 27.33	13 : ***** 0	
13	27.33 - 36.01	3 : ***** 0	
14	36.01 - 47.44	5 : ***** 0	
15	47.44 - 62.49	5 : ***** 0	
16	62.49 - 82.33	2 : *** 0	
17	82.33 - 108.46	1 : * 0	
18	108.46 - 142.89	0 : 0	
19	142.89 - 188.25	0 : 0	
20	188.25 - 248.00	1 : 0	

GOLD by FIRE ASSAY (1975)

LOG Y:AUD oz/T × 1000		Freq	10%	20%	30%	40%
Class (From) -	(To)					
1	5.00 - 5.98	33 : ***** 0				
2	5.98 - 7.15	0 : 0				
3	7.15 - 8.56	0 : 0				
4	8.56 - 10.24	58 : *****0**				
5	10.24 - 12.25	0 : 0				
6	12.25 - 14.65	0 : 0				
7	14.65 - 17.53	22 : *****				
8	17.53 - 20.96	6 : *****				
9	20.96 - 25.08	5 : ***				
10	25.08 - 30.00	0 : 0				
11	30.00 - 35.89	5 : ***				
12	35.89 - 42.93	1 : 0				
13	42.93 - 51.35	3 : ** 0				
14	51.35 - 61.43	1 : 0				
15	61.43 - 73.48	1 : 0				
16	73.48 - 87.90	2 : *0				
17	87.90 - 105.15	0 : 0				
18	105.15 - 125.79	1 : 0				
19	125.79 - 150.47	2 : 0				
20	150.47 - 190.00	1 : 0				

GOLD by NEUTRON ACTIVATION

LOG X: AUN		ppb		Class (From) - (To)		Freq	10%
1	40.00	-	50.56	1	1	##0	
2	50.56	-	63.90	3	3	####0*	
3	63.90	-	80.77	4	4	#####0	
4	80.77	-	102.08	3	3	#####	
5	102.08	-	129.02	9	9	#####0	
6	129.02	-	163.08	8	8	#####	
7	163.08	-	206.12	13	13	#####	
8	206.12	-	260.51	12	12	#####	
9	260.51	-	329.27	19	19	#####0	
10	329.27	-	416.17	13	13	#####	
11	416.17	-	526.01	17	17	#####	
12	526.01	-	664.84	13	13	#####	
13	664.84	-	840.31	8	8	#####	
14	840.31	-	1062.09	8	8	#####	
15	1062.09	-	1342.40	2	2	####	
16	1342.40	-	1696.69	4	4	#####	
17	1696.69	-	2144.49	2	2	####	
18	2144.49	-	2710.47	3	3	###0**	
19	2710.47	-	3425.84	1	1	#0	
20	3425.84	-	4330.00	1	1	0*	

ANTIMONY

LOG Y: 95		ppm x10		Class (From) - (To)		Freq	10%
1	6.00	-	7.85	1	1	0*	
2	7.85	-	10.27	1	1	#0	
3	10.27	-	13.44	0	0		
4	13.44	-	17.59	1	1	**	
5	17.59	-	23.02	5	5	#####0####	
6	23.02	-	30.12	2	2	####	
7	30.12	-	39.42	9	9	#####0###	
8	39.42	-	51.58	15	15	#####0#####	
9	51.58	-	67.49	8	8	#####	
10	67.49	-	88.32	11	11	#####	
11	88.32	-	115.57	13	13	#####	
12	115.57	-	151.23	18	18	#####0	
13	151.23	-	197.89	12	12	#####	
14	197.89	-	258.94	11	11	#####	
15	258.94	-	338.84	12	12	#####	
16	338.84	-	443.39	13	13	#####0#####	
17	443.39	-	580.20	6	6	#####	
18	580.20	-	759.21	2	2	####	
19	759.21	-	993.47	3	3	####0	
20	993.47	-	1300.00	1	1	**	

SILVER by FIRE ASSAY (1980)

LOG Y:AGEZ		oz/T × 1000		Freq		
Class (From)	(To)	10%	20%			
1	1.00	1.22	22	*****0*****		
2	1.22	1.48	0		0	
3	1.48	1.81	0		0	
4	1.81	2.29	32	*****0*****		
5	2.29	2.69	0		0	
6	2.69	3.27	10	*****	0	
7	3.27	3.99	0		0	
8	3.99	4.88	0	*****	0	
9	4.88	5.92	0	*****	0	
10	5.92	7.21	10	*****	0	
11	7.21	8.79	4	*****	0	
12	8.79	10.71	0	*****	0	
13	10.71	13.04	4	*****	0	
14	13.04	15.89	0	*****	0	
15	15.89	19.36	0	*****	0	
16	19.36	23.59	0	*****	0	
17	23.59	28.75	4	*****	0	
18	28.75	35.03	0	*****	0	
19	35.03	42.88	1	* 0		
20	42.88	52.88	0	*****0		

SILVER by FIRE ASSAY (1975)

LOG Y:AGEZ		oz/T × 1000		Freq		
Class (From)	(To)	10%	20%			
1	1.00	1.18	1	0		
2	1.18	1.40	0	0		
3	1.40	1.65	0	0		
4	1.65	1.95	0	0		
5	1.95	2.30	16	*****0*****		
6	2.30	2.72	0		0	
7	2.72	3.21	0		0	
8	3.21	3.79	0		0	
9	3.79	4.48	28	*****0*****		
10	4.48	5.29	0		0	
11	5.29	6.25	25	*****	0	
12	6.25	7.38	0		0	
13	7.38	8.72	20	*****	0	
14	8.72	10.39	20	*****	0	
15	10.39	12.17	15	*****	0	
16	12.17	14.38	0	****	0	
17	14.38	16.99	7	*****	0	
18	16.99	20.87	0	*****	0	
19	20.87	25.76	1	* 0		
20	25.76	28.98	0	** 0		

SILVER (GEOCHEM)

LOG X:RB	ppm x 10	Class (From) -	(To)	Freq	10%
1	1.00	-	1.24	4 : *O****	
2	1.24	-	1.54	0 : O	
3	1.54	-	1.91	0 : O	
4	1.91	-	2.38	4 : ***** O	
5	2.38	-	2.95	0 : O	
6	2.95	-	3.67	0 : O	
7	3.67	-	4.55	15 : *****O****	
8	4.55	-	5.65	0 : O	
9	5.65	-	7.02	10 : *****	O
10	7.02	-	8.72	13 : *****	O
11	8.72	-	10.83	16 : *****	O
12	10.83	-	13.44	9 : *****	O
13	13.44	-	16.69	24 : *****O	O
14	16.69	-	20.73	15 : *****	O
15	20.73	-	25.74	6 : *****	O
16	25.74	-	31.96	5 : *****	O
17	31.96	-	39.69	5 : *****	O
18	39.69	-	49.29	6 : *****	O
19	49.29	-	61.20	5 : ***** O	
20	61.20	-	75.00	7 : *****O****	

LEAD

LOG Y:PB	ppm	Class (From) -	(To)	Freq	10%
1	8.00	-	9.56	1 : **O	
2	9.56	-	11.42	1 : ** O	
3	11.42	-	13.64	0 : O	
4	13.64	-	16.29	6 : *****O***	
5	16.29	-	19.46	3 : *****	O
6	19.46	-	23.24	10 : *****O*	
7	23.24	-	27.77	6 : *****	O
8	27.77	-	33.17	14 : ***** O	
9	33.17	-	39.62	19 : *****O****	
10	39.62	-	47.33	10 : *****	O
11	47.33	-	56.54	12 : *****	O
12	56.54	-	67.54	9 : *****	O
13	67.54	-	80.67	16 : ***** O	
14	80.67	-	96.37	12 : *****	O
15	96.37	-	115.12	8 : *****	O
16	115.12	-	137.51	7 : *****	O
17	137.51	-	164.27	4 : *****	O
18	164.27	-	196.22	1 : ** O	
19	196.22	-	234.40	3 : *****O	
20	234.40	-	288.00	2 : **O	

BISMUTH

LOG Y:BI ppm x10

Class (From)	(To)	Freq	10%	20%
1	1.00 - 1.39	1 : 0		
2	1.39 - 1.85	0 : 0		
3	1.85 - 2.71	1 : * 0		
4	2.71 - 3.78	0 : 0		
5	3.78 - 5.28	2 : ** 0		
6	5.28 - 7.36	0 : ***** 0		
7	7.36 - 10.27	16 : ***** 0		
8	10.27 - 14.32	14 : ***** 0		
9	14.32 - 19.97	13 : ***** 0		
10	19.97 - 27.86	28 : ***** 0		
11	27.86 - 38.85	22 : ***** 0		
12	38.85 - 54.19	15 : ***** 0		
13	54.19 - 75.58	9 : ***** 0		
14	75.58 - 105.42	4 : ***** 0		
15	105.42 - 147.83	4 : ***** 0		
16	147.83 - 205.86	1 : * 0		
17	205.86 - 286.81	3 : *** 0		
18	286.81 - 398.81	2 : * 0		
19	398.81 - 556.38	0 : 0		
20	556.38 - 773.28	1 : 0		

TELLURIUM

LOG Y:TE Ppm

Class (From)	(To)	Freq	10%	20%	30%	40%	50%	60%
1	1.00 - 1.08	54 : ***** 0 *****						
2	1.08 - 1.17	0 : 0						
3	1.17 - 1.27	0 : 0						
4	1.27 - 1.38	0 : 0						
5	1.38 - 1.50	0 : 0						
6	1.50 - 1.62	0 : 0						
7	1.62 - 1.76	0 : 0						
8	1.76 - 1.90	0 : 0						
9	1.90 - 2.06	25 : *****						
10	2.06 - 2.24	0 : 0						
11	2.24 - 2.42	0 : 0						
12	2.42 - 2.63	0 : 0						
13	2.63 - 2.85	0 : 0						
14	2.85 - 3.09	0 : ***** 0						
15	3.09 - 3.34	0 : 0						
16	3.34 - 3.62	0 : 0						
17	3.62 - 3.93	0 : 0						
18	3.93 - 4.28	0 : 0						
19	4.28 - 4.61	0 : 0						
20	4.61 - 5.00	0 : 0						