

BENCH
Blast No.
Est. Tons
Mucked
Mined to date

3990	3950			
6045				
6045*	82530			
1495	60585			
4550	195			
	21750			

Bench to Mill
Bench to L.G.
Bench to H.G.

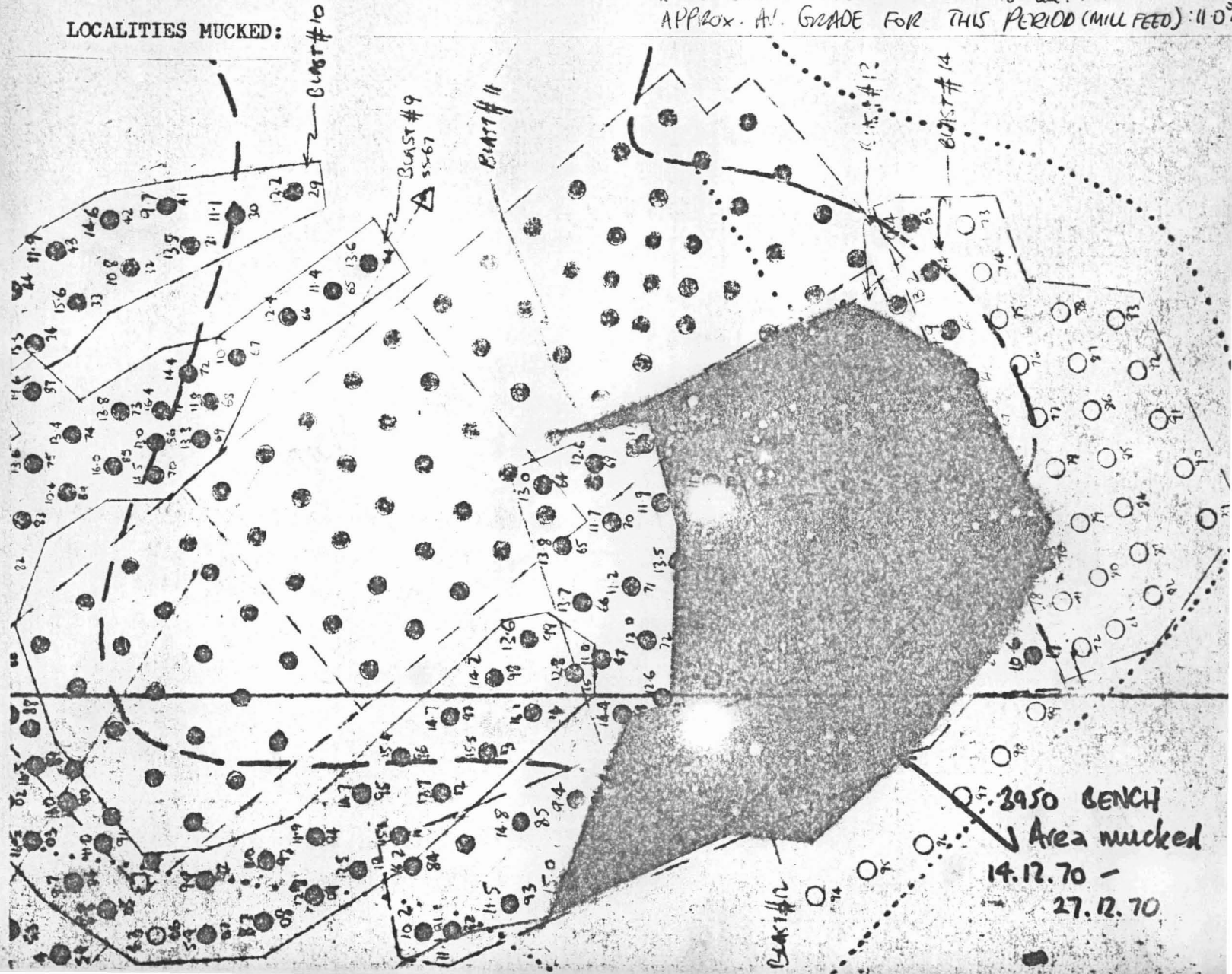
* ORE CASTED FROM 3990 → 3950 22.12.70 NO RECORD OF 3990-ORE ON 3950

STOCKPILES
Added
Removed
Total to date

LOW GRADE	HIGH GRADE	ORE/MILL	PREDICTED GRADES	
			H.G. STOCKPILE	
4745	21750	* %Pb	13%	%Pb
11440	13780	%Zn		%Zn
	4000	%Fe		%Fe

* NO GRADE PREDICTIONS MADE 18-22.12.70
APPROX. A1 GRADE FOR THIS PERIOD (MILL FEED) 11.0%

LOCALITIES MUCKED:



J. Mass of

see Chart fill

BENCH
Blast No.
Est. Tons
Mucked
Mined to date

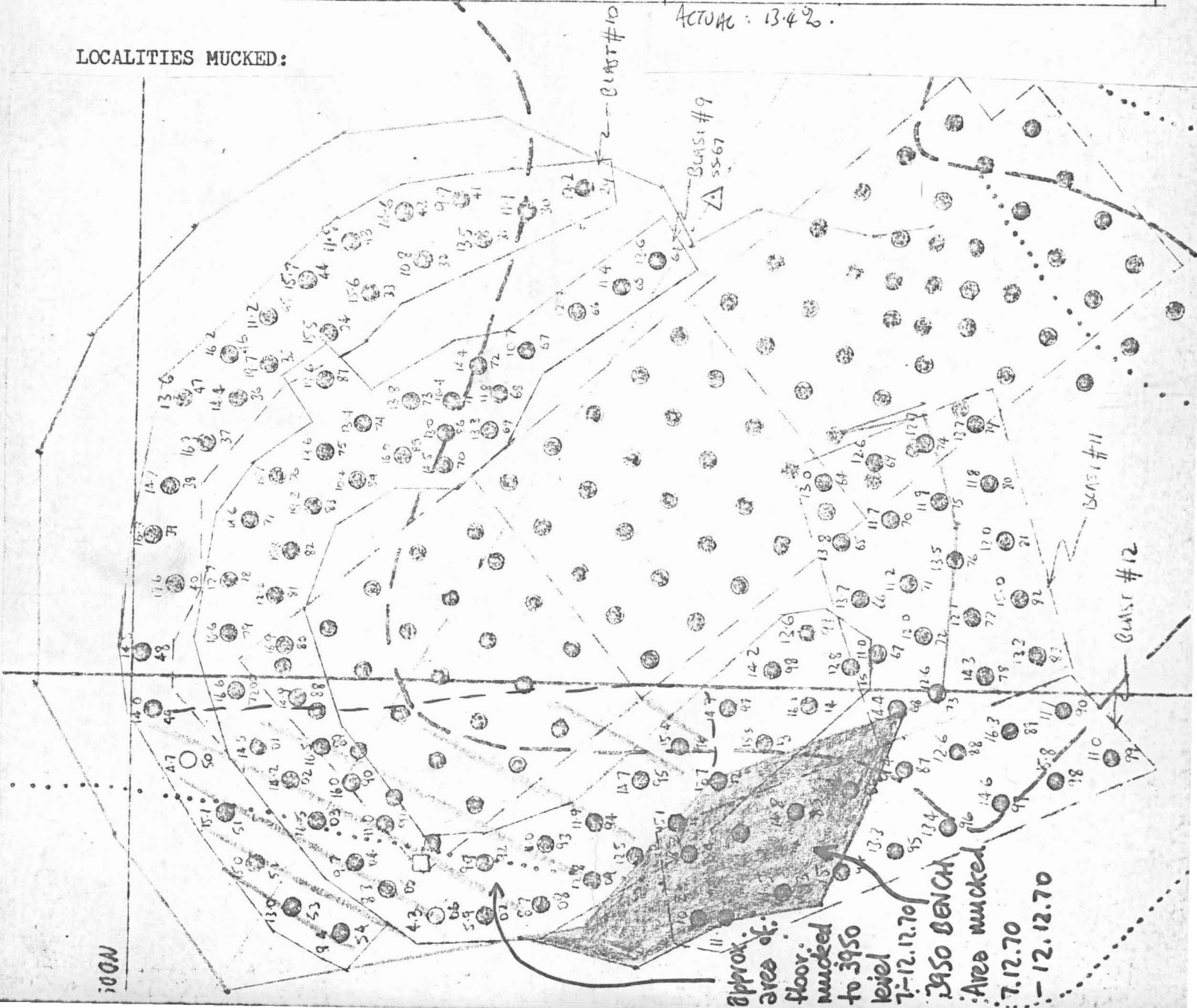
	3950	3990			
		(7% ore in waste blast E of 39024)			
	30680	1820			
Bench to Mill	27560	1820			
Bench to L.G.	—	—			
Bench to H.G.	3120	—			

STOCKPILES
Added
Removed
Total to date

LOW GRADE	HIGH GRADE	ORE/MILL	PREDICTED GRADES	H.G. STOCKPILE
—	3120	12.8%	%Pb	14%
7540	4160		%Zn	
—	9442		%Fe	

ACTUAL: 13.4%

LOCALITIES MUCKED:



BENCH

Blast No.
Est. Tons
Mucked
Mined to date

3950	3990			
	FOR. OF WASTE			
	BLAST (E. SIDE)			
46120	715			
39030				
	715			
7090				

Bench to Mill
Bench to L.G.
Bench to H.G.

STOCKPILES

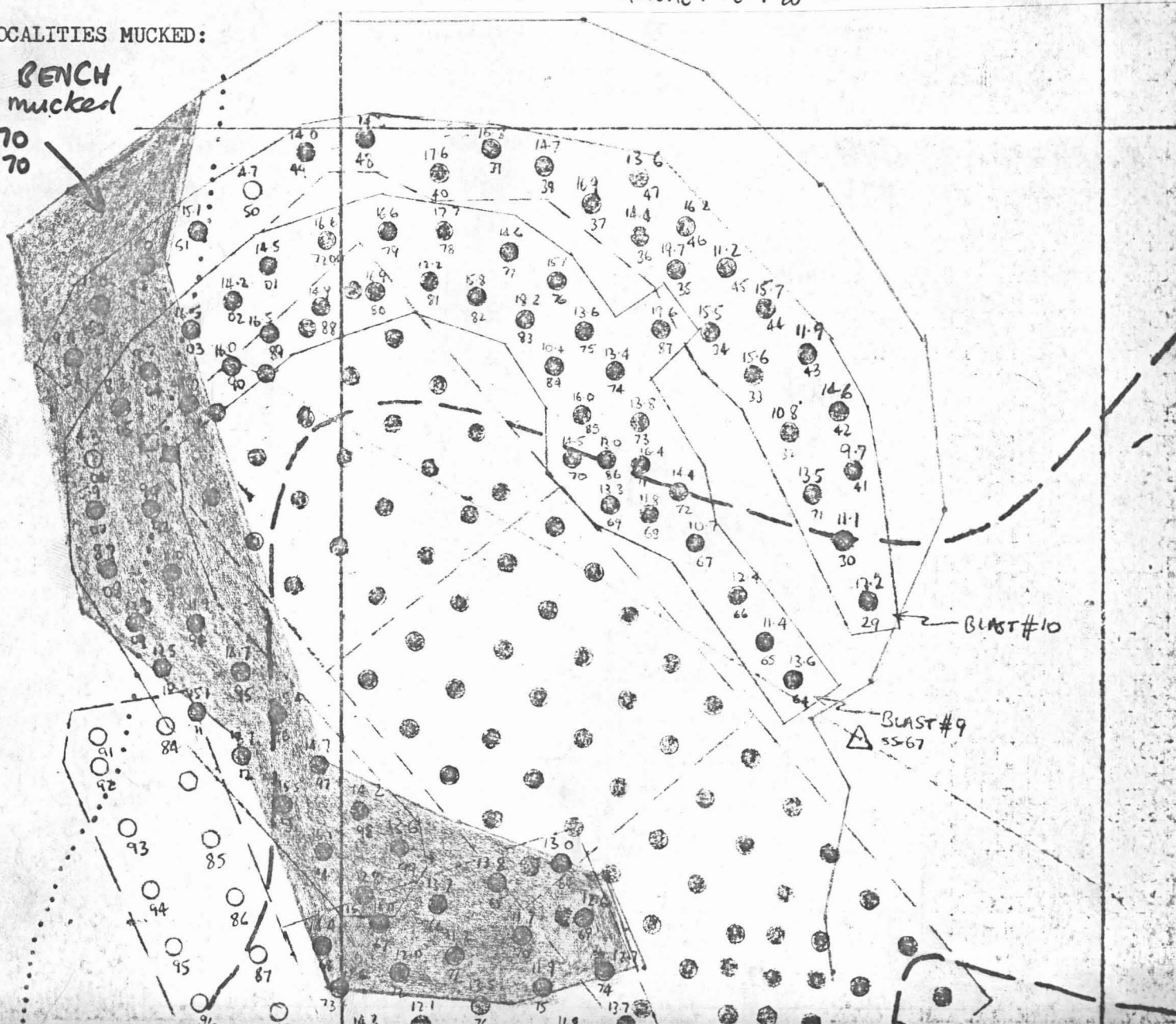
Added
Removed
Total to date

LOW GRADE	HIGH GRADE	ORE/MILL	PREDICTED GRADES	H.G. STOCKPILE
715	7090	13.1	%Pb	14.2
3835	2600		%Zn	
—	10482		%Fe	

ACTUAL: 12.7%

LOCALITIES MUCKED:

3950 BENCH
Area mucked
30. 11. 70
to 5. 12. 70



BENCH
Blast No.
Est. Tons
Mucked
Mined to date

3450				
OVERBURST				
33380				
31820				
—				
1560				

Bench to Mill
Bench to L.G.
Bench to H.G.

STOCKPILES

	LOW GRADE	HIGH GRADE	ORE/MILL	PREDICTED GRADES	H.G. STOCKPILE
Added	0	1560	12.22% Pb		1520 %Pb
Removed	20735	5980	%Zn		%Zn
Total to date	—	5992	%Fe		%Fe

ACTUAL: 12.0%

LOCALITIES MUCKED:

