

002056

				Pb	Zn	PbxZn	ZxT	
<u>July</u>	3950 E	80,600T	10.2%	4.3%	5.9%	34658	47554	
	3870 floor	140,000T	11.1%	4.6%	6.5%	64400	91000	
	3950 N (sort)	43,000T	9.7%	2.9%	6.8%	12470	29240	
		263,600T				111528	167794	
						4.2%	6.4%	10.6%

<u>August</u>	3830 ramp	130,200T	13.5%	5.8%	7.7%	75516	100254	
	3910	52,300T	10.8%	3.0%	7.8%	15690	40794	
	3950	33,900T	9.0%	3.3%	5.7%	11187	19323	
	3870	49,500T	13.0%	6.0%	7.0%	29700	34650	4.8% Pb
		265,900T				132093	195021	7.0% Zn
						4.0%	7.3%	12.3%

<u>September</u>	3870	50,900T	10.8%	4.8%	6.0%	24432	30540	
	3910S	45,100T	10.5%	4.7%	5.8%	21197	26158	
		10,600T	12.0%	5.5%	6.5%	5830	6890	4.4% Pb
	3910 N	45,700T	14.1%	5.3%	8.8%	24221	40216	6.7% Zn
		102,700T	8.7%	3.0%	5.7%	30810	58539	
		255,000T				106490	162343	
						4.2%	6.4%	10.6%

<u>October</u>	3870	130,700T	10.0%	3.0%	7.0%	39210	91490	
		58,600T	12.6%	5.6%	6.5%	32816	38090	
		74,200T	13.0%	5.0%	8.0%	37100	59360	
		263,500T				109126	188940	
						4.1%	7.2%	11.3%

<u>November</u>	3870	141,300T	12.5%	4.9%	7.6%	69237	107388	
		11,800T	10.0%	3.0%	7.0%	3540	8260	
	3910	51,600T	8.7%	3.0%	5.7%	15480	29412	
		11,400T	10.5%	4.7%	5.8%	5358	6612	
	LGSP (Rel)	39,000T	8.0%	3.5%	4.5%	13650	17550	
		255,100T				107265	16922	
						4.2%	6.6%	10.8%

<u>December</u>	3830	94,800T	12.8%	4.9%	7.9%	46060	74260	
		95,400T	9.4%	4.0%	5.4%	38160	51516	
		49,500T	15.0%	6.0%	9.0%	29700	44550	
		21,900T	10.2%	4.3%	5.9%	9417	19921	11.7%
	3870	6,000T	9.5%	2.9%	6.5%	1740	7900	
		266,800T				125077	187147	7.0%
						4.7%		

August

265,900T

265,900T	5.8%	7.7%
	132093	195021
	- 29522	- 39193
	+ 24432	+ 30540
	<u>127003</u>	<u>186368</u>
	= 4.8% Pb	= 7.0% Zn

September

255,000T	106490	162343
	- 24432	- 30540
	+ 29522	+ 39193
	<u>111580</u>	<u>170996</u>
	= 4.4% Pb	= 6.7% Zn

STAT T: 1,569,900

TOTAL Pb x T : 691579 = 4.40%

TOTAL Zn x T : 1070467 = 6.82%

11.22%

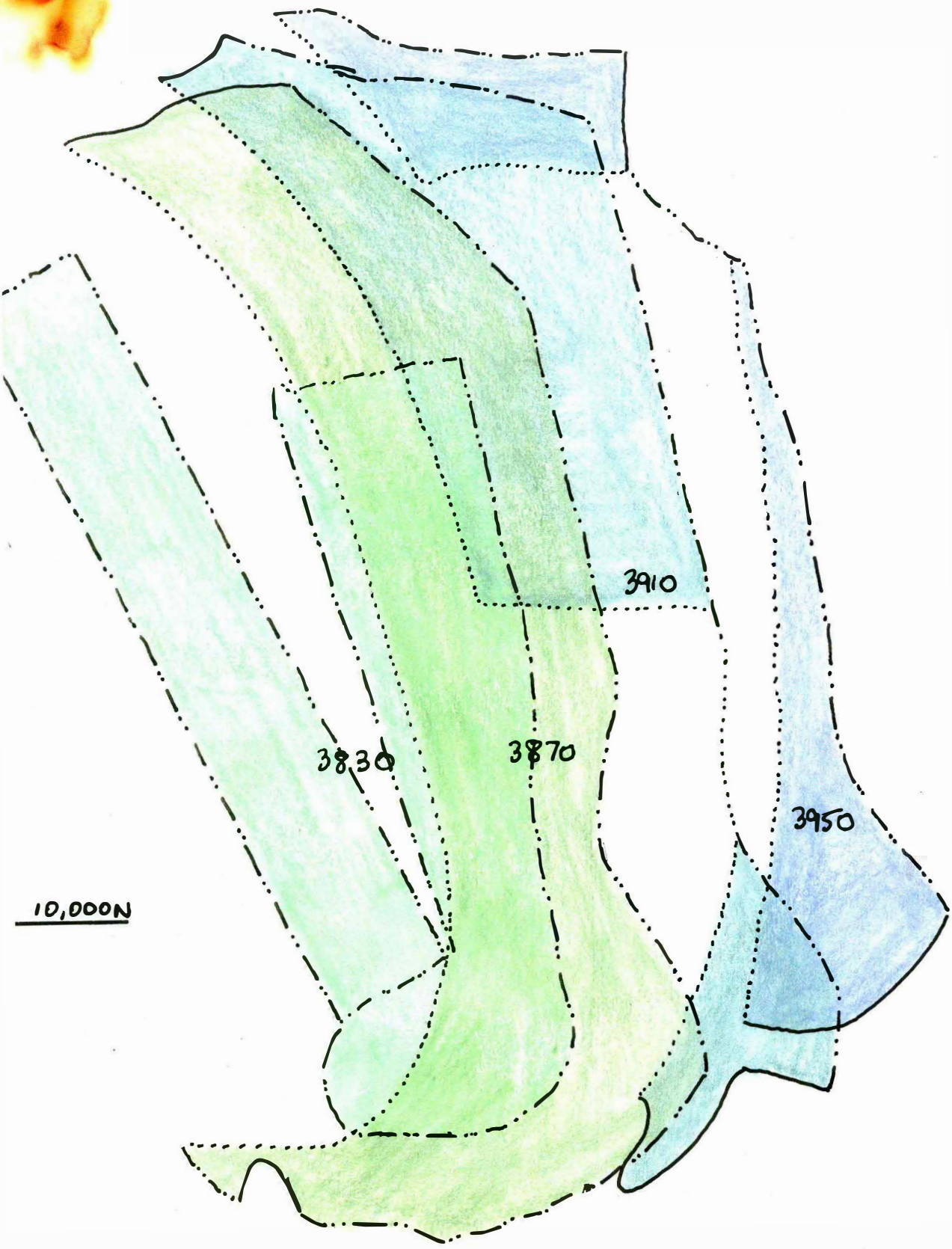
\* 50,900 10.8% 3870 → August → 4.8% Pb 7.0% Zn = 11.8

50,900 13.5% 3870 amp → September

27.6.72

ORE REMOVED: 1 July '72 → end of '72

14000E

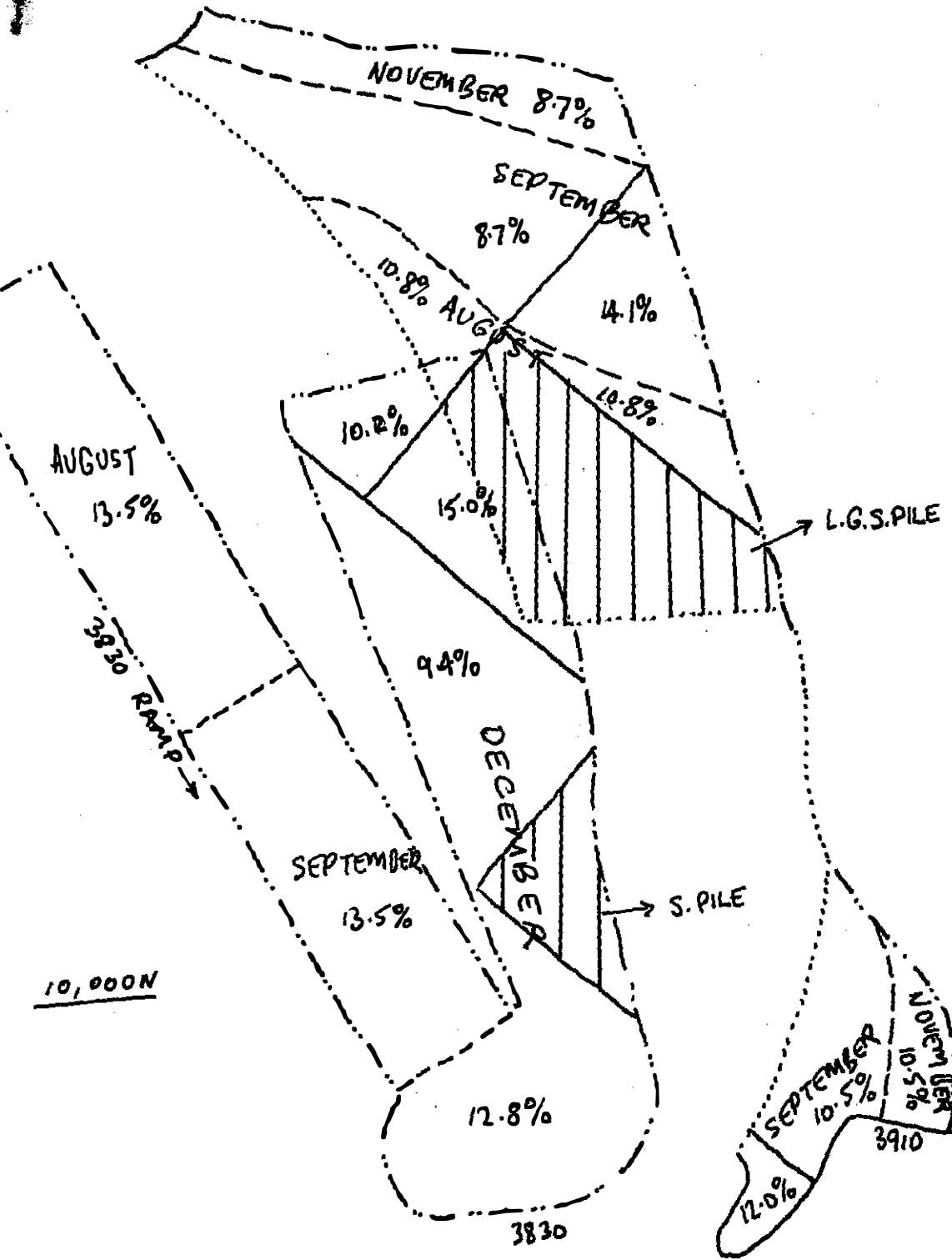


10,000N

- ..... toe line June 30, 1972
- - - - - toe line December 31, 1972
- waste/ore contact

ORE REMOVED: 39108 3830 → end of 1972

14,0000



- ..... toe line June 30, 1972
- .-.-.- toe line December 31, 1972
- waste / ore contact
- - - - approximate toe line per month

13,000 E

- ① 0.215 0.437 0.218 (33')  
148,500 T
- ② 0.083 0.166 0.083  
58,600 T
- ③ 0.110 0.210 0.105  
74,200 T



3870  
BENCH  
ORE: MAY -  
DEC. 1972

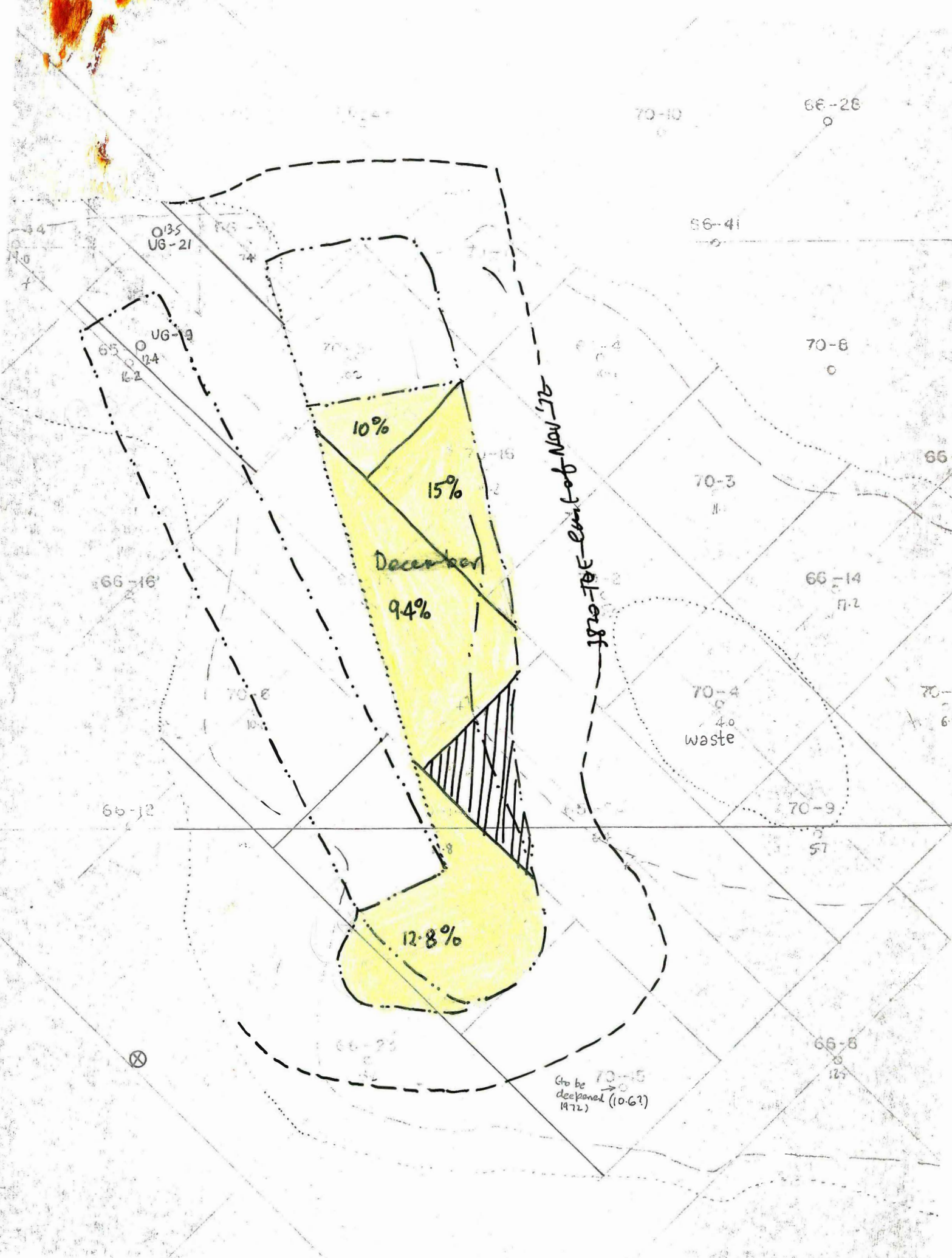


N 10,000

3950 BENCH  
MAY to DEC. ORE.

14,000





70-10

66-28

66-41

UG-21

70-8

UG-19

10%

15%

December

94%

1870-70E limit of Nov 72

70-3

66-3

66-16

66-14

70-4  
40  
waste

70-1  
69

66-12

70-6  
10%

70-9  
57

12.8%

⊗

to be deepened (10-6?) (1972)

66-8  
127

65-8