

206668

2920

12%	0.054	0.111	0.055	38,900 T
10%	0.102	0.202	0.101	71,400 T
(2) 10.5%	0.186	0.371	0.185	130,700 T
15%	0.060	0.124	0.062	41,800 T
9.4%	0.074	0.147	0.074	52,300 T
				<u>337,100 T</u>

3870

9.5%	0.076	0.163	0.081	57,200 T
10%	0.117	0.238	0.119	94,100 T
13%	0.158	0.317	0.158	111,600 T
12%	0.088	0.184	0.092	65,000 T
? 9%	0.030	0.060	0.030	21,200 T
				<u>339,100 T</u>

3910

14%	0.077	0.154	0.077	54,400 T
10.5%	0.369	0.742	0.371	262,200 T
9.5%	0.121	0.243	0.121	85,500 T
				<u>402,100 T</u>

3950



10%	0.020	0.041	0.020	14,100 T
10.2%	0.157	0.314	0.157	110,900 T
12.5%	0.135	0.268	0.134	94,700 T
? 9%	0.168	0.330	0.165	116,600 T
				<u>336,300 T</u>

3990

10%				120,800 T
-----	--	--	--	-----------

1,535,400 T

1,397,600 T



27.
28.
21.
30.
21.
30.
181

1973

3830 0.568 1.138 0.569 402,100 T

3870 0.828 1.664 0.832 587,900 T

3910 0.570 1.142 0.571 403,500 T

3950 0.478 0.961 0.480 339,200 T

3990 0.170 0.343 0.171 120,800 T

1,871,500 T = 234 days
@ 8000 T.P.D.

no 6668

365 = 1 yr.

183 = 6 mths.

① 3990 / 3910

② 3950 / 3830

③ 3870

1,464,000
407,500

~~3870~~ Pb Zn

66-32 3.3 5.7

70-2 1.8 3.6

: L.G.S.P. ore, 1st $\frac{1}{2}$ 1973.

3870

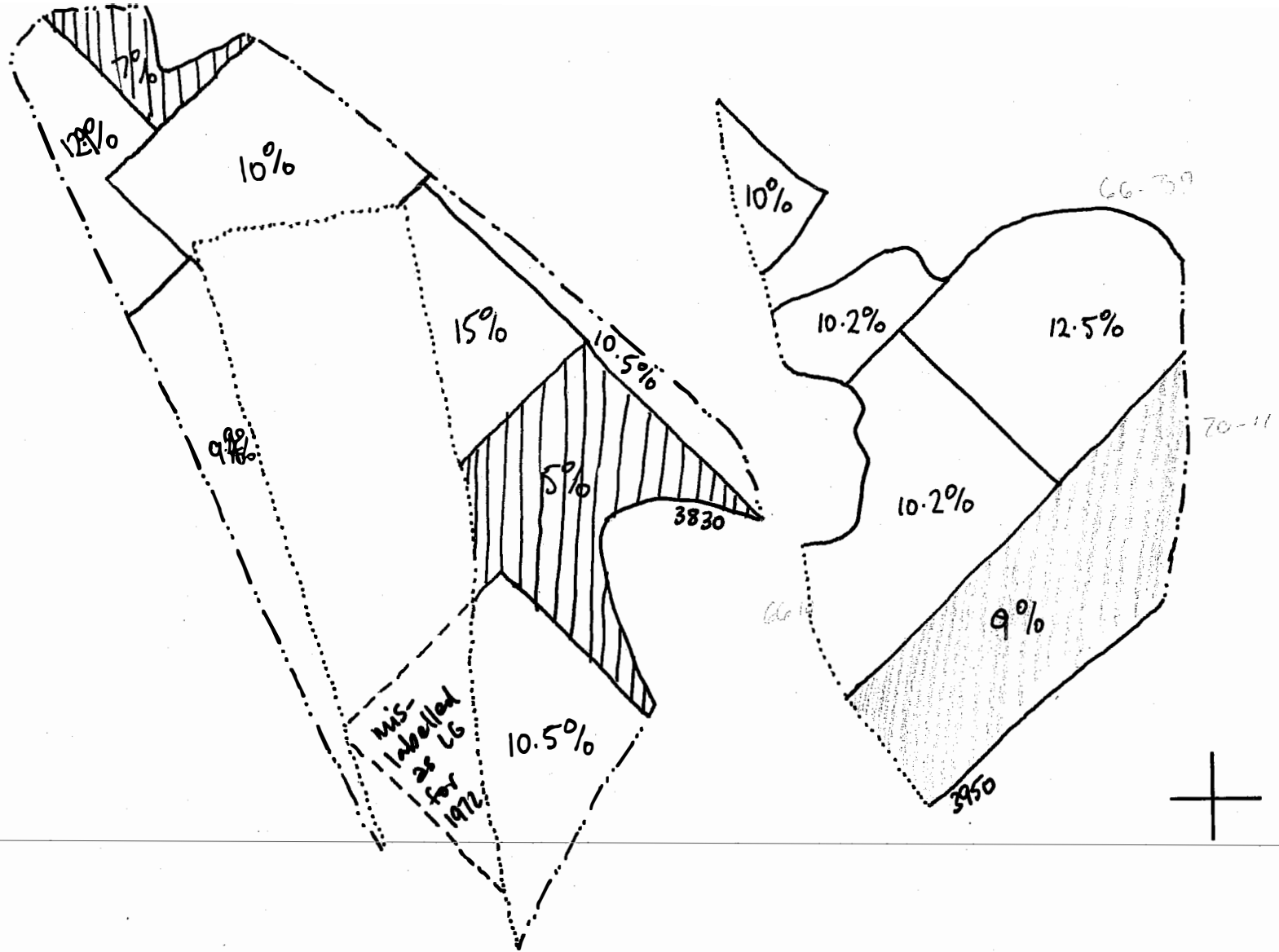
70-2 3.0 7.5

70-4 2.2 4.2


66-14 2.6 3.7

→ end of June '13

14,000E

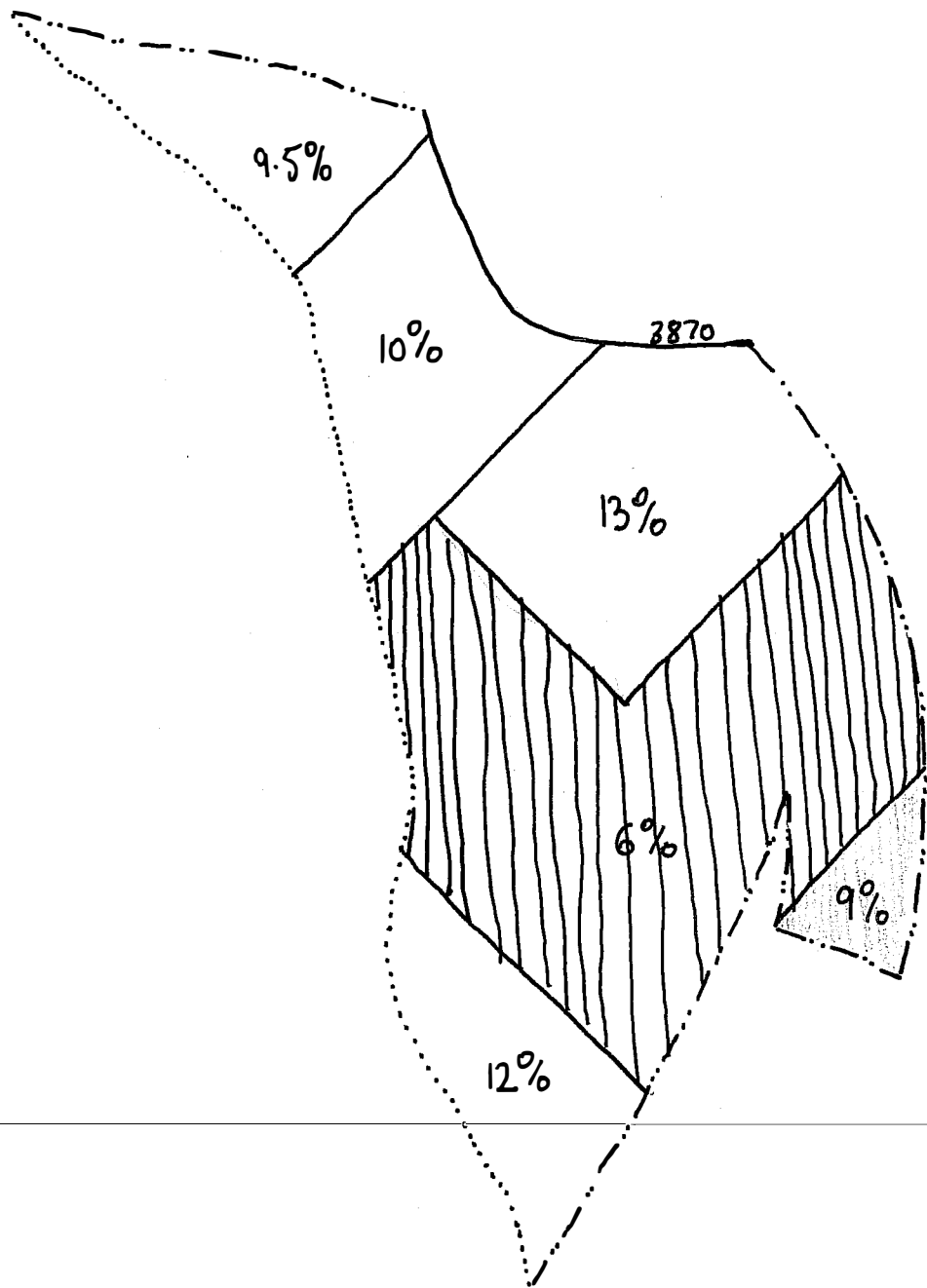


10,000N

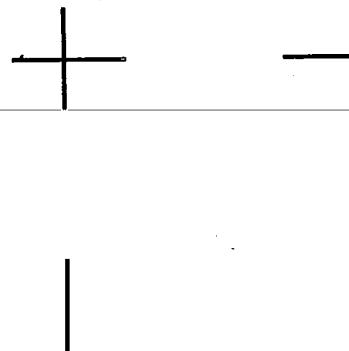


→ end of June '73

14,000E

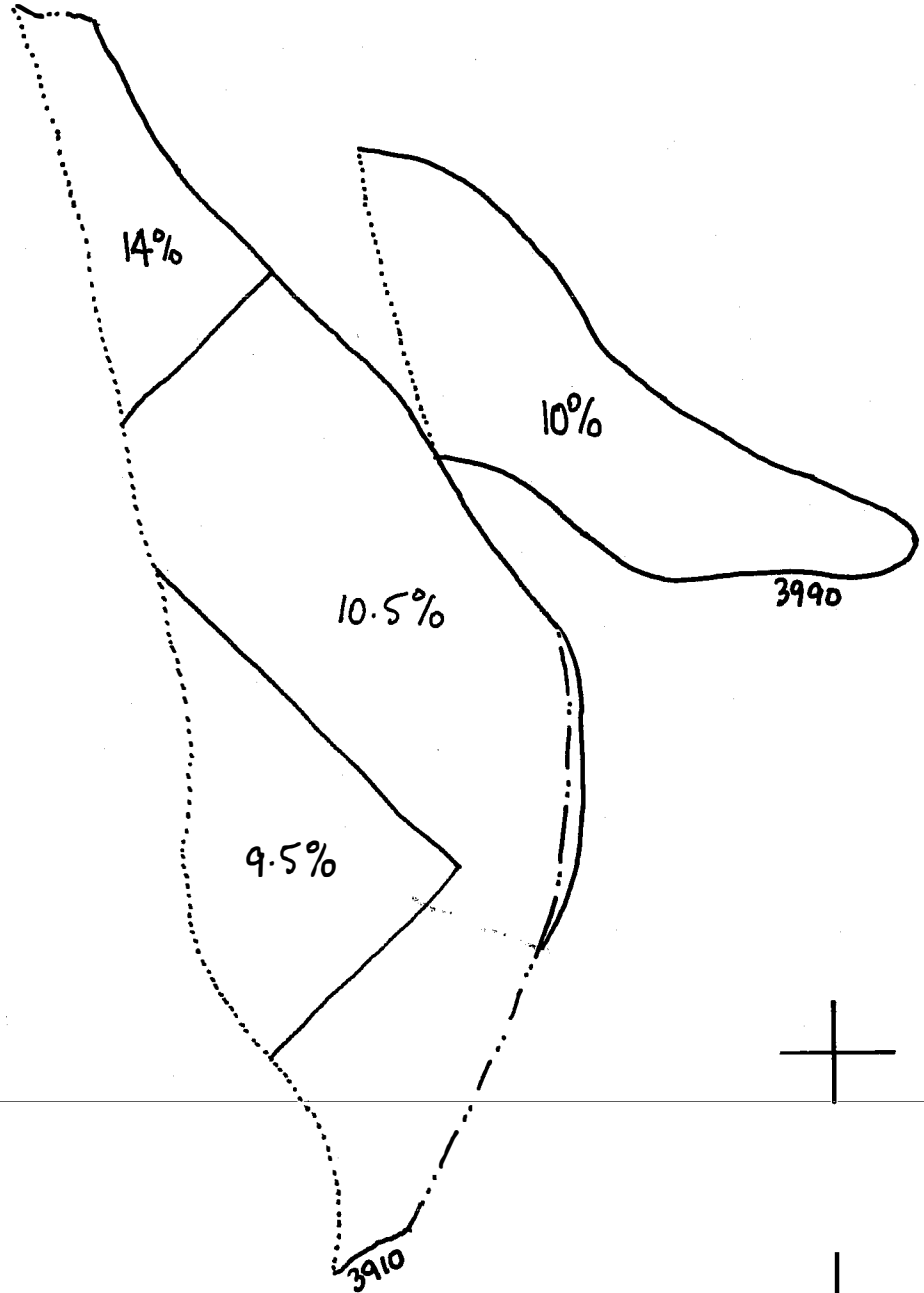


10,000N



→ end of June '13

14,000E

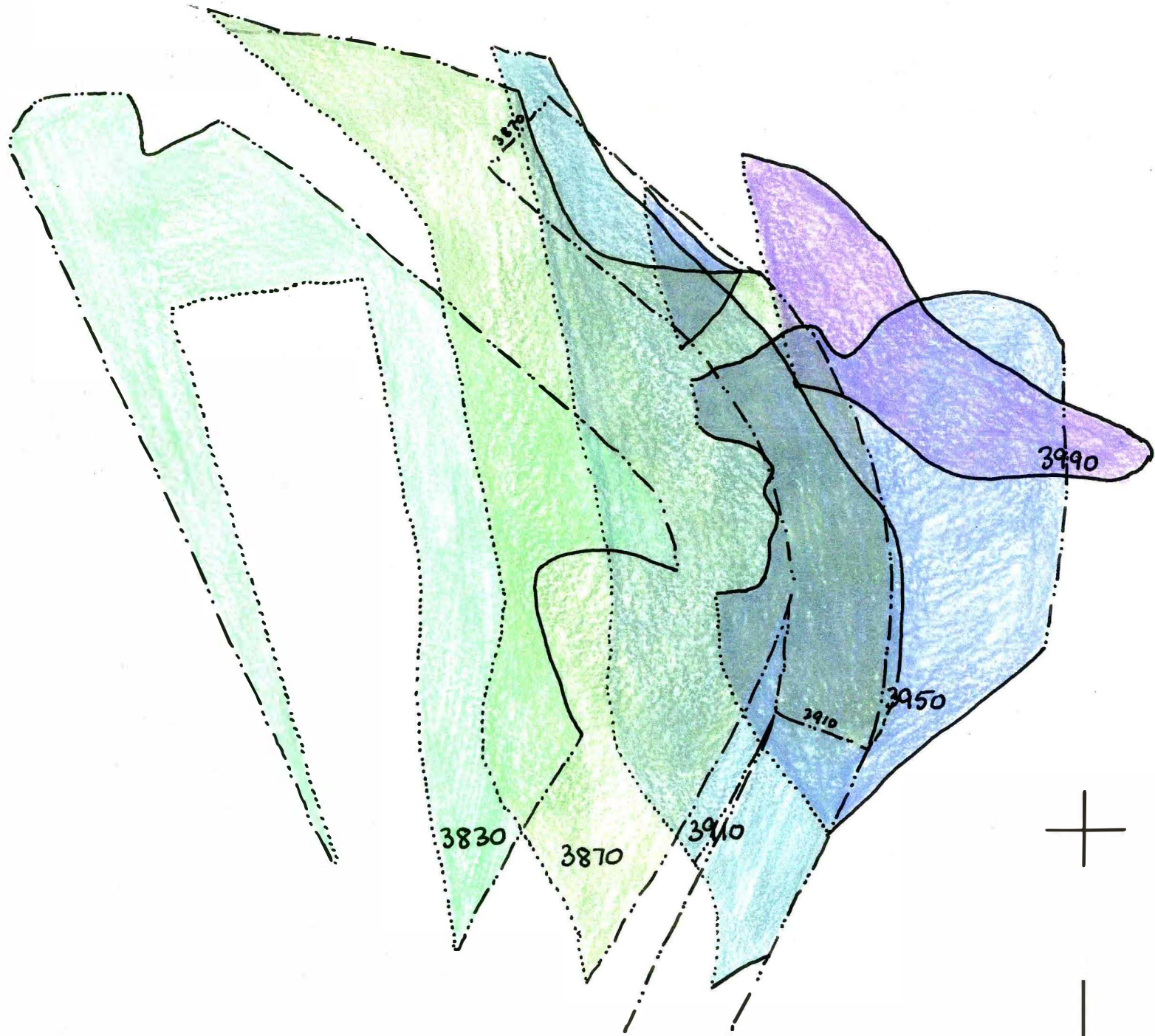


10,000N

1973 A

→ end of June '73

14,000E



10,000N

