

002849

3590 0.092 0.120 0.090 63,600 3.1 6.2 19716 39432

3630 66-4 0.042 0.089 0.044 31,100 4.6 7.4 14306 23014
72-7 0.308 0.616 0.308 21,800 2.4 5.1 5232 11118
66-2 0.046 0.100 0.050 35,300 2.9 6.8 10237 24004

3670 66-4 46,800 3.2 5.9 14720 27140
66-8 46,000 4.9 7.1 22540 32660
72-7 0.134 0.270 0.135 95,400 1.6 4.2 15264 40068
66-2 0.048 0.096 0.048 33,900 2.7 4.3 9153 14577
66-22 0.048 0.094 0.047 33,200 4.2 6.7 13944 22244

3710 66-4 0.120 0.231 0.116 82,000 5.5 10.0 45100 82000
66-8 0.104 0.212 0.106 74,900 3.5 5.4 26215 40446
66-2 0.063 0.127 0.062 43,800 3.1 4.9 13578 21462

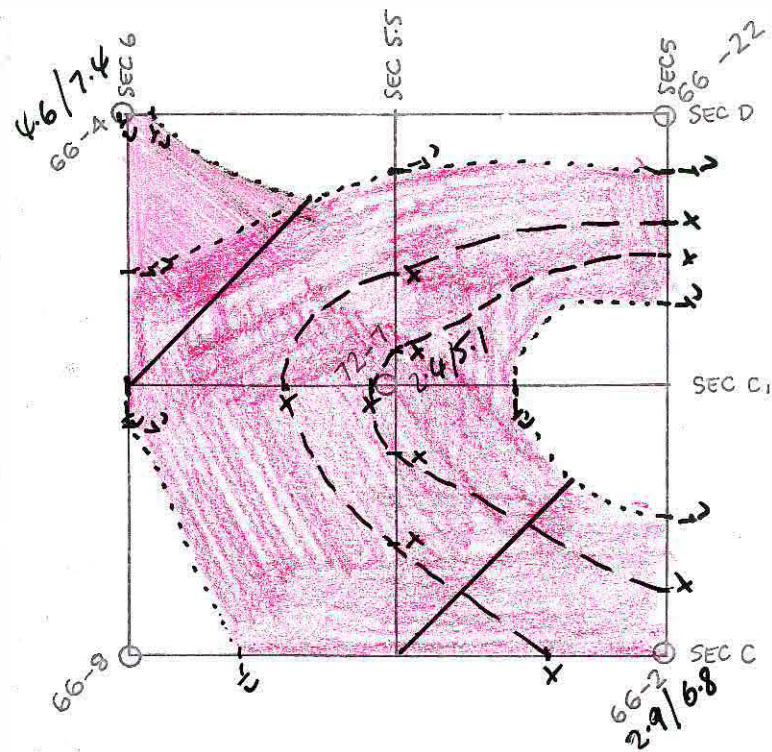
3750 66-4 0.088 0.185 0.092 65,000 2.3 5.4 14950 35100
66-8 0.074 0.152 0.076 53,700 3.1 4.5 16647 24165
66-2 0.040 0.079 0.039 27,600 2.3 3.8 6348 10488
66-22 0.034 0.071 0.035 24,700 2.9 5.8 7163 14326

3790 66-8 0.037 0.073 0.036 25,400 3.7 5.3 9398 13462
66-2 0.098 0.195 0.098 69,200 3.2 4.3 22144 29756
66-22 0.017 0.032 0.016 11,300 2.1 3.7 2373 4181

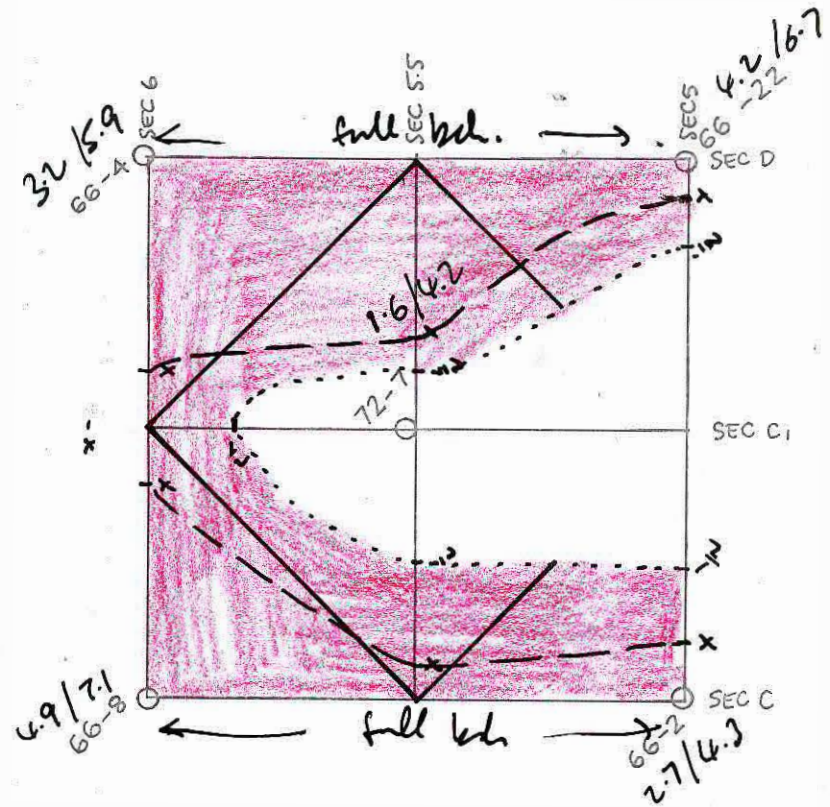
3830 66-4 0.053 0.107 0.053 37,400 2.3 4.6 8602 17204
66-8 0.060 0.121 0.060 42,400 5.5 7.0 23320 29680
72-7 0.176 0.548 0.174 193,600 5.7 6.4 110352 123904
66-22 46,000 3.5 5.4 16100 24840

3870 66-4 46,000 2.1 4.3 9660 19780
66-8 0.068 0.137 0.068 48,000 4.1 6.2 19680 29760
72-7 0.256 0.514 0.257 181,600 6.2 6.3 112592 114408
66-22 0.065 0.130 0.065 45,900 2.5 2.9 11475 13311

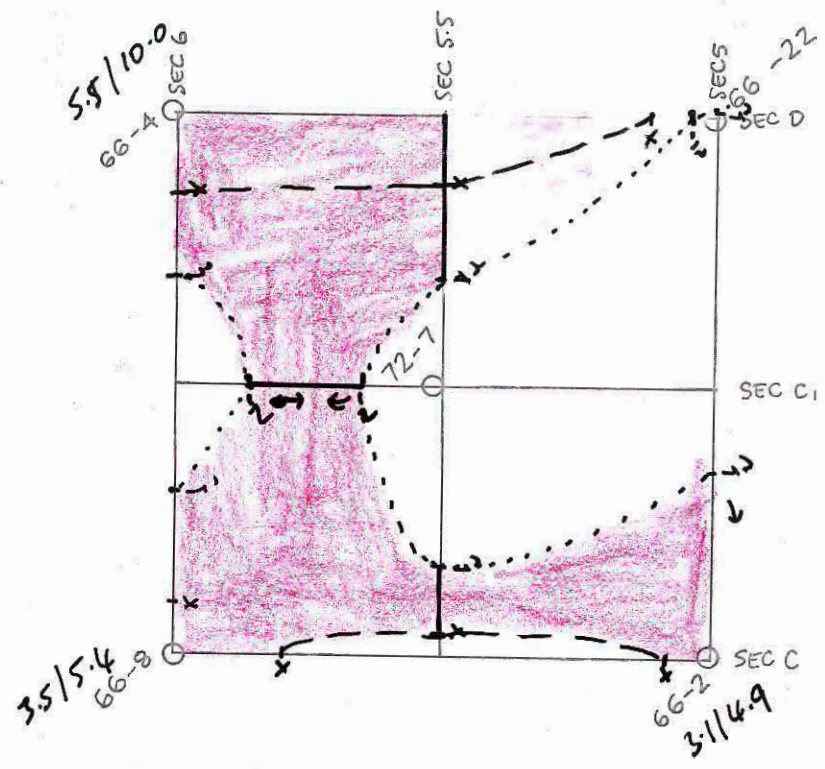
3910 72-7 0.122 0.247 0.123 86,900 4.8 6.4 41712 55616
1,537,900 642521 938126
4.2% 6.1%



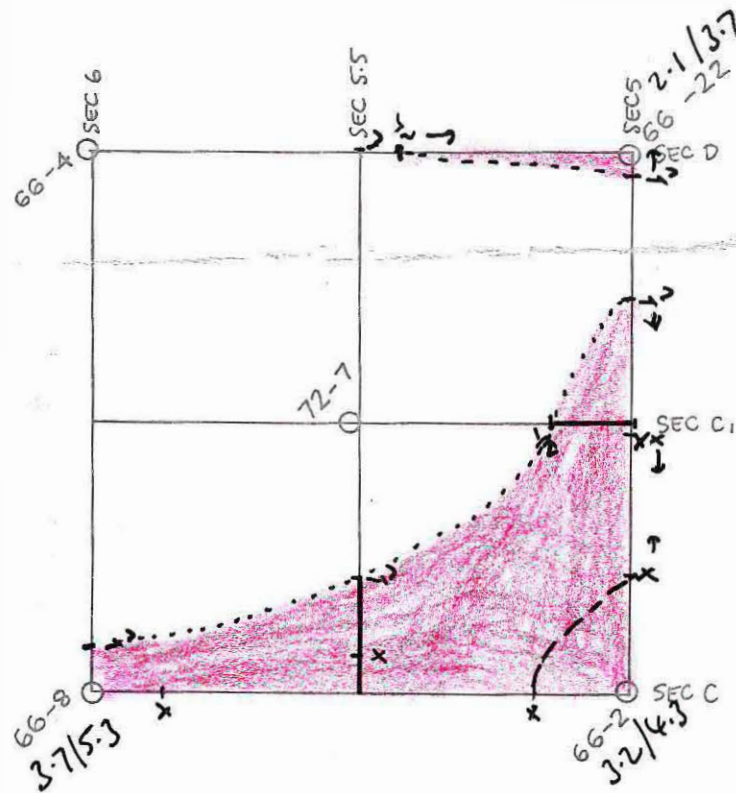
FARO ZONE No 1.
 PART-BENCH PLAN
 BENCH No 3630



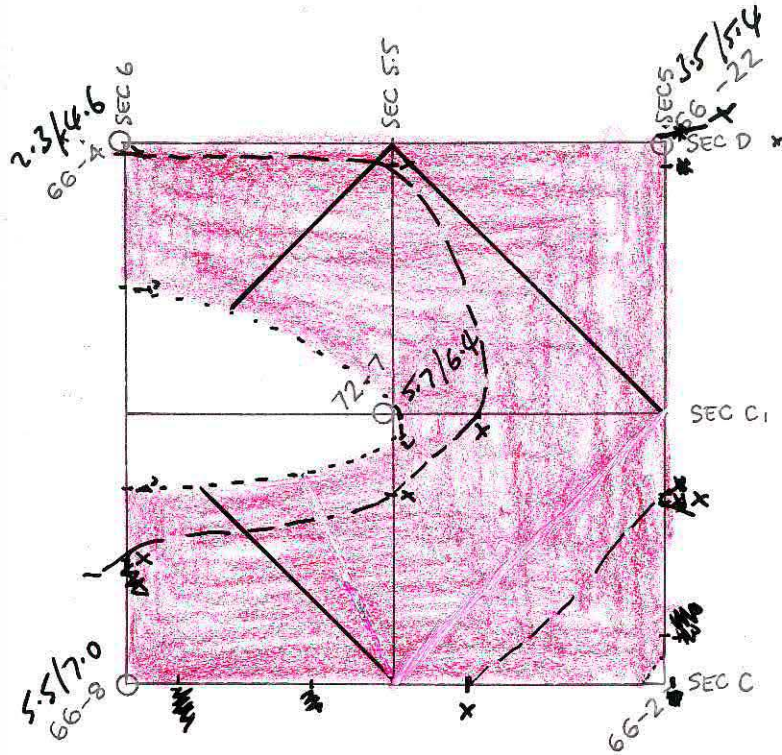
FARO ZONE NO. 1.
PART-BENCH PLAN
BENCH NO. 3670



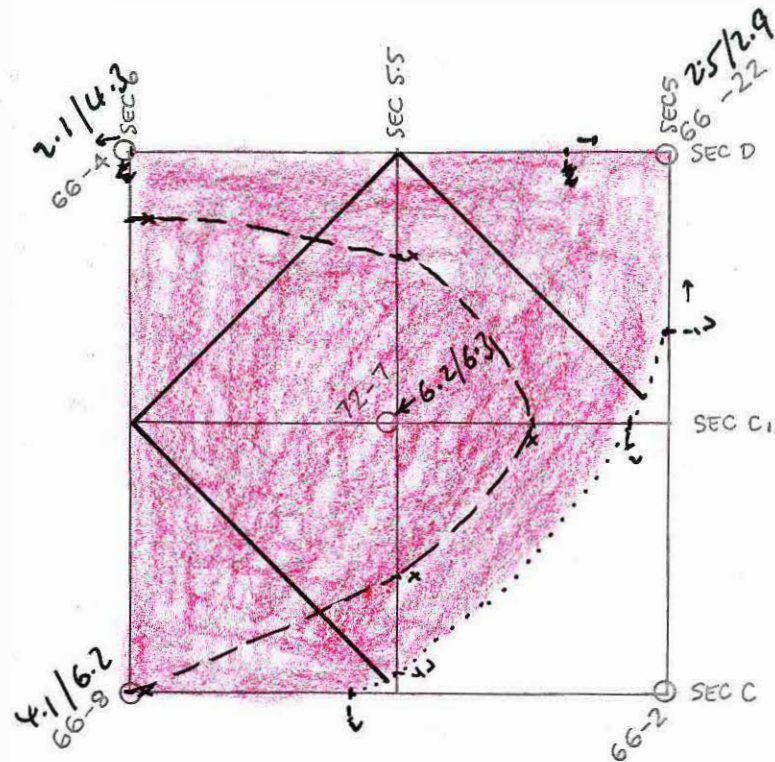
FARO ZONE No 1.
 PART-BENCH PLAN
 BENCH No 3710



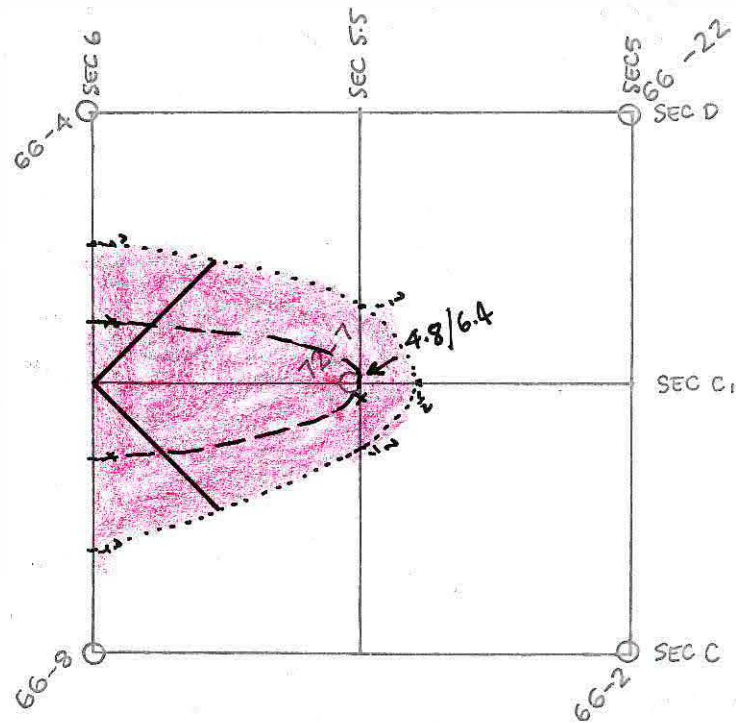
FARO ZONE NO 1.
 PART-BENCH PLAN
 BENCH NO 3790



FARO ZONE No 1.
 PART-BENCH PLAN
 BENCH No 3830



FARO ZONE No 1.
 PART-BENCH PLAN
 BENCH No 3870



FARO ZONE NO. 1.
 PART-BENCH PLAN
 BENCH NO. 1910