





WOOD HARVEST GUIDELINES FOR THE PROTECTION OF THE SHEEP HABITAT IN THE BLIND CREEK AREA

LEGEND

-  Important Sheep Habitat
-  Restricted Logging Area
* wood harvest prohibited in this area from September 1st to June 15
-  Wildlife Viewing Area

— New Access



500m 0 500 1000 1500m
SCALE 1:25,000