


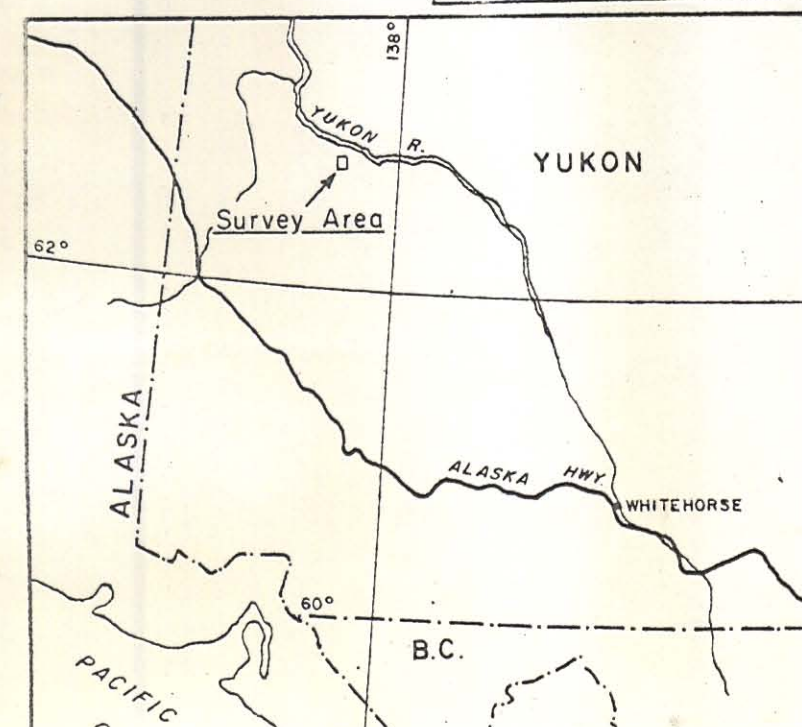


Greater than 40ppm
30 to 40 ppm
20 to 30 " "
Less than 20ppm

Above
Possibly Anomalous
Above Average
Below Average

0 MOLY
31 COPPER



GEO - X SURVEYS LTD.

TRANS-COLUMBIA EXPLORATIONS LTD.
DAWSON RANGE AREA - WHITEHORSE I.D.
YUKON

COPPER GEOCHEMICAL
P.P.M.
CONT. INT. 20, 30, 40, 60, 80, 100, 200, 300

DRAWN	TM	JOB NO.	FIG. NO.
DATED	SEPT. 23, 1970	1149	5
CHECKED			

Greater tha
30 to 40
20 to 30
Less than