

005033

**SÄ DENA HES JOINT VENTURE
AUGUST 1, 1992 JEWEL BOX HILL MINERAL INVENTORY**

**REPORT #WH9210
November, 1992**

TABLE OF CONTENTS

EXECUTIVE SUMMARY	1
INTRODUCTION	2
LOCATION	2
HISTORY	2
GEOLOGY OF THE PROPERTY	5
Stratigraphy	5
Intrusives	5
Structure	8
Mineralization	9
Thermal Metamorphism and Alteration	10
Ore Controls	11
JEWEL BOX HILL GEOLOGY	12
MINERAL INVENTORY CALCULATION	24
Previous Work	24
Drill Hole and Assay Database	35
Methods and Procedures	38
Section Preparation	38
Geological Interpretation	39
Composite Calculations	41
Tonnage and Grade Calculation	41
Ore Classification	44
Results	45
Inventory within Excavated Areas	50
Remaining Inventory	53
Comparison to Previous Estimates	55
CONCLUSIONS AND RECOMMENDATIONS	57
REFERENCES	59

List of Tables

		Page
Table I	Feasibility Study "Geological Reserve"	34
Table II	Start of Mining Geological Reserve	36
Table III	Start of 1992 Mineral Inventory	37
Table IV	Results of Inventory by Classification	46
Table V	Inventory by Block Exclusion Cutoff Grade	47
Table VI	Results of Inventory Within and Outside of Excavation	51
Table VII	Results of Inventory Without Chimney and Pod	52
Table VIII	Estimate of Remaining Proven + Probable Inventory	54
Table IX	Comparison of Pre-Mining Inventory Results	56
Table X	Comparison of JB1 Pod Between Inventories	57

List of Figures (in text)

Figure Nbr.	Drawing Nbr.	Name	Page
Figure T1	WL-MH-92-084	The Sä Dena Hes Property	3
Figure T2	WL-MH-92-085	Sä Dena Hes Mine Site	4
Figure T3	WL-MH-92-086	Claim Map of the Sä Dena Hes Property	6
Figure T4	WL-MH-92-087	Geological Map of Sä Dena Hes Property	7
Figure T5	WL-MH-92-088	Composite of Workings and Sections on Jewel Box Hill	13
Figure T6	WL-MH-92-089	Vertical Projection of Zones on Jewel Box Hill	15
Figure T7	WL-MH-92-090	Cross Section 1300N Jewel Box Hill	16
Figure T8	WL-MH-92-091	Cross Section 1425N Jewel Box Hill	17
Figure T9	WL-MH-92-092	Cross Section 1500N Jewel Box Hill	18
Figure T10	WL-MH-92-093	Cross Section 1575N Jewel Box Hill	19
Figure T11	n/a	Pb to Zn Scatter Diagram	21
Figure T12	n/a	Pb+Zn to Pb/Pb+Zn Scatter Diagram	22
Figure T13	n/a	Pb to Ag Scatter Diagram	23
Figure T14	n/a	Ag to Pb/Pb+Zn Scatter Diagram	25
Figure T15	n/a	Symbol plot showing Ag:Pb distribution on Cross Section 1300N . .	26
Figure T16	n/a	Symbol plot showing Ag:Pb distribution on Cross Section 1425N . .	27
Figure T17	n/a	Symbol plot showing Ag:Pb distribution on Cross Section 1500N . .	28
Figure T18	n/a	Symbol plot showing Ag:Pb distribution on Cross Section 1575N . .	29
Figure T19	n/a	Symbol plot showing Pb:Pb+Zn distribution on Cross Section 1300N	30
Figure T20	n/a	Symbol plot showing Pb:Pb+Zn distribution on Cross Section 1425N	31
Figure T21	n/a	Symbol plot showing Pb:Pb+Zn distribution on Cross Section 1500N	32
Figure T22	n/a	Symbol plot showing Pb:Pb+Zn distribution on Cross Section 1575N	33
Figure T23	n/a	Scatter Diagram of Pulp S.G. to Pb+Zn Grade	43
Figure T24	n/a	Tonnage of Ore Above Cutoff versus Cutoff Grade	48
Figure T25	n/a	Grade of Ore Above Cutoff versus Cutoff Grade	49

List of Figures (in pockets)

Fig. Nbr.	Drawing File	Drawing Number	Name	Folio Nbr.
Lithologies and Pb+Zn Assays				
1	JB1237N.DWG	WL-MH-92-011	Vertical Section 1237.5N 1:500	I
2	JB1250N.DWG	WL-MH-92-012	Vertical Section 1250.0N 1:500	I
3	JB1275N.DWG	WL-MH-92-013	Vertical Section 1275.0N 1:500	I
4	JB1300N.DWG	WL-MH-92-014	Vertical Section 1300.0N 1:500	I
5	JB1312N.DWG	WL-MH-92-015	Vertical Section 1312.5N 1:500	I
6	JB1325N.DWG	WL-MH-92-016	Vertical Section 1325.0N 1:500	I
7	JB1337N.DWG	WL-MH-92-017	Vertical Section 1337.5N 1:500	I
8	JB1350N.DWG	WL-MH-92-018	Vertical Section 1350.0N 1:500	I
9	JB1362N.DWG	WL-MH-92-019	Vertical Section 1362.5N 1:500	I
10	JB1375N.DWG	WL-MH-92-020	Vertical Section 1375.0N 1:500	I
11	JB1387N.DWG	WL-MH-92-021	Vertical Section 1387.5N 1:500	I
12	JB1400N.DWG	WL-MH-92-022	Vertical Section 1400.0N 1:500	I
13	JB1412N.DWG	WL-MH-92-023	Vertical Section 1412.5N 1:500	I
14	JB1425N.DWG	WL-MH-92-024	Vertical Section 1425.0N 1:500	II
15	JB1437N.DWG	WL-MH-92-025	Vertical Section 1437.5N 1:500	II
16	JB1450N.DWG	WL-MH-92-026	Vertical Section 1450.0N 1:500	II
17	JB1462N.DWG	WL-MH-92-027	Vertical Section 1462.5N 1:500	II
18	JB1475N.DWG	WL-MH-92-028	Vertical Section 1475.0N 1:500	II
19	JB1487N.DWG	WL-MH-92-029	Vertical Section 1487.5N 1:500	II
20	JB1500N.DWG	WL-MH-92-030	Vertical Section 1500.0N 1:500	II
21	JB1512N.DWG	WL-MH-92-031	Vertical Section 1512.5N 1:500	II
22	JB1525N.DWG	WL-MH-92-032	Vertical Section 1525.0N 1:500	II
23	JB1537N.DWG	WL-MH-92-033	Vertical Section 1537.5N 1:500	II
24	JB1550N.DWG	WL-MH-92-034	Vertical Section 1550.0N 1:500	II
25	JB1562N.DWG	WL-MH-92-035	Vertical Section 1562.5N 1:500	II
26	JB1575N.DWG	WL-MH-92-036	Vertical Section 1575.0N 1:500	II
27	JB1587N.DWG	WL-MH-92-037	Vertical Section 1587.5N 1:500	II
28	JB1600N.DWG	WL-MH-92-038	Vertical Section 1600.0N 1:500	II
29	JB1612N.DWG	WL-MH-92-039	Vertical Section 1612.5N 1:500	II
30	JB1625N.DWG	WL-MH-92-040	Vertical Section 1625.0N 1:500	II
Inventory Polygons with Grades				
31	IJB1237N.DWG	WL-MH-92-041	Vertical Section 1237.5N 1:500	II
32	IJB1250N.DWG	WL-MH-92-042	Vertical Section 1250.0N 1:500	II
33	IJB1275N.DWG	WL-MH-92-043	Vertical Section 1275.0N 1:500	II
34	IJB1300N.DWG	WL-MH-92-044	Vertical Section 1300.0N 1:500	III
35	IJB1312N.DWG	WL-MH-92-045	Vertical Section 1312.5N 1:500	III
36	IJB1325N.DWG	WL-MH-92-046	Vertical Section 1325.0N 1:500	III
37	IJB1337N.DWG	WL-MH-92-047	Vertical Section 1337.5N 1:500	III

Fig. Nbr.	Drawing File	Drawing Number	Name	Folio Nbr.
38	IJB1350N.DWG	WL-MH-92-048	Vertical Section 1350.0N 1:500	III
39	IJB1362N.DWG	WL-MH-92-049	Vertical Section 1362.5N 1:500	III
40	IJB1375N.DWG	WL-MH-92-050	Vertical Section 1375.0N 1:500	III
41	IJB1387N.DWG	WL-MH-92-051	Vertical Section 1387.5N 1:500	III
42	IJB1400N.DWG	WL-MH-92-052	Vertical Section 1400.0N 1:500	III
43	IJB1412N.DWG	WL-MH-92-053	Vertical Section 1412.5N 1:500	III
44	IJB1425N.DWG	WL-MH-92-054	Vertical Section 1425.0N 1:500	III
45	IJB1437N.DWG	WL-MH-92-055	Vertical Section 1437.5N 1:500	III
46	IJB1450N.DWG	WL-MH-92-056	Vertical Section 1450.0N 1:500	III
47	IJB1462N.DWG	WL-MH-92-057	Vertical Section 1462.5N 1:500	III
48	IJB1475N.DWG	WL-MH-92-058	Vertical Section 1475.0N 1:500	III
49	IJB1487N.DWG	WL-MH-92-059	Vertical Section 1487.5N 1:500	III
50	IJB1500N.DWG	WL-MH-92-060	Vertical Section 1500.0N 1:500	III
51	IJB1512N.DWG	WL-MH-92-061	Vertical Section 1512.5N 1:500	III
52	IJB1525N.DWG	WL-MH-92-062	Vertical Section 1525.0N 1:500	III
53	IJB1537N.DWG	WL-MH-92-063	Vertical Section 1537.5N 1:500	III
54	IJB1550N.DWG	WL-MH-92-064	Vertical Section 1550.0N 1:500	IV
55	IJB1562N.DWG	WL-MH-92-065	Vertical Section 1562.5N 1:500	IV
56	IJB1575N.DWG	WL-MH-92-066	Vertical Section 1575.0N 1:500	IV
57	IJB1587N.DWG	WL-MH-92-067	Vertical Section 1587.5N 1:500	IV
58	IJB1600N.DWG	WL-MH-92-068	Vertical Section 1600.0N 1:500	IV
59	IJB1612N.DWG	WL-MH-92-069	Vertical Section 1612.5N 1:500	IV
60	IJB1625N.DWG	WL-MH-92-070	Vertical Section 1625.0N 1:500	IV
61	JBDHPLAN.DWG	WL-MH-92-071	Drill Hole Traces August 1/92 1:500	IV
62	JB1420.DWG	WL-MH-92-072	1420 Underground Workings August 1/92 1:500	IV
63	JB1395.DWG	WL-MH-92-073	1395 Underground Workings August 1/92 1:500	IV
64	JB1370.DWG	WL-MH-92-074	1370 Underground Workings August 1/92 1:500	IV
65	JB1340.DWG	WL-MH-92-075	1340 Underground Workings August 1/92 1:500	IV
66	JB1330.DWG	WL-MH-92-076	1330 Underground Workings August 1/92 1:500	IV
67	1420GEOL.DWG	WL-MH-92-077	Plan of Geology and DDH - 1415 Level 1:500	IV
68	1395GEOL.DWG	WL-MH-92-078	Plan of Geology and DDH - 1400 Level 1:500	IV
69	1370GEOL.DWG	WL-MH-92-079	Plan of Geology and DDH - 1375 Level 1:500	IV
70	1360GEOL.DWG	WL-MH-92-080	Plan of Geology and DDH - 1360 Level 1:500	IV
71	1340GEOL.DWG	WL-MH-92-081	Plan of Geology and DDH - 1345 Level 1:500	IV
72	1330GEOL.DWG	WL-MH-92-082	Plan of Geology and DDH - 1335 Level 1:500	IV
73	1290GEOL.DWG	WL-MH-92-083	Plan of Geology and DDH - 1290 Level 1:500	IV

List of Appendices

		Location
Appendix A	Listing of Drillhole Composites	Volume I
Appendix B	Examples of Block Average Grade Calculations	Volume I
Appendix C	Inventory Block Database Listing	Volume I
Appendix D	Detailed Results of Inventory Calculation - Three scenarios in Volume II	Volume I
Appendix E	Mt. Hundere Lithostratigraphic Codes	Volume I
Appendix F	Record of Production - Jewel Box Hill Mine	Volume I
Appendix G	Summary of Drillhole Data Set for Jewel Box Hill	Volume I
Appendix H	Summary of Drillcore Assay Data Set	Volume I
Appendix I	Back Calculation of Mined Tonnage to In-Situ Tonnage	Volume I
Appendix J	Simulated tonnage and Grade of Excavated Material Using Inventory Polygons	Volume I
Appendix K	Estimate of Remaining Inventory	Volume I
Appendix L	PC-XPLOR Database Definition	Volume I
Appendix M	Symphony Files Used for Inventory Calculation (diskettes in pocket)	Folio I
Appendix N	Details of Inventory Calculation for Total In-Situ "Proven + Probable" and "Possible" Sulphide Mineralization (Classes "A" & "B")	Folio I
	Appendix N-1 Summary by Each Section for Each Zone	
	Appendix N-2 Summary by Each Zone for Each Section	
	Appendix N-3 Listing of Blocks by Section	
Appendix O	Details of Inventory Calculation for Total In-Situ "Proven + Probable" Sulphide Mineralization (Class "A" only)	Folio I
	Appendix O-1 Summary by Each Section for Each Zone	
	Appendix O-2 Summary by Each Zone for Each Section	
	Appendix O-3 Listing of Blocks by Section	
Appendix P	Details of Inventory Calculation for Total In-Situ "Proven + Probable" Sulphide Mineralization (Class "A") in Thick Blocks Only	Folio I
	Appendix P-1 Summary by Each Section for Each Zone	
	Appendix P-2 Summary by Each Zone for Each Section	
	Appendix P-3 Listing of Blocks by Section	

EXECUTIVE SUMMARY

A revised geological interpretation and mineral inventory has been completed for the Jewel Box Hill deposit currently being mined at the Sä Dena Hes property, Yukon. The Main, East Chimney and JB1 Pod Zones were excluded from the inventory as they had been studied previously using more detailed methods. There had been no change in the supporting drill information for these zones and some were either largely mined out (Main and Chimney) or oxidized and thus not in the mine plan (East).

The results of the inventory show a total in-situ pre-mining inventory of sulphide mineralization exclusive of the JB1 Pod and Chimney of:

	Tonnage	Pb+Zn	%Pb	%Zn	g/t Ag
Proven+Probable	666,000	20.7	7.5	13.2	61
Possible	<u>416,300</u>	<u>16.3</u>	<u>6.0</u>	<u>10.3</u>	<u>65</u>
Total	1,082,300	19.1	7.0	12.1	62

After deducting the in-situ tonnage equivalent of diluted ore mined to 1 August 1992, the remaining inventory is estimated at:

	Tonnage	Pb+Zn	%Pb	%Zn	g/t Ag
Proven+Probable	422,200	20.5	7.5	13.0	62
Possible	<u>416,300</u>	<u>16.3</u>	<u>6.0</u>	<u>10.3</u>	<u>65</u>
Total	838,500	18.4	6.8	11.7	63

The remaining inventory for the Chimney and Pod will be that carried by the minesite.

This proven + probable remaining tonnage is of the same magnitude as the tonnage of material outlined by the start of 1992 mineral inventory and it is expected that an adequate base of mineralization exists to establish a new mine reserve comparable to the existing reserve.

By taking into account new zones delineated by drilling, the trend toward decreasing inventory on recalculation using more data has been halted compared to the start of 1992 inventory.

The mineral inventory reports lead, zinc and silver grades that are higher than most previous work with the exception of the 1989 feasibility study "geological reserve". Excluding the newly discovered high silver AB zone, the total deposit inventory base metal grades are approximately 5% higher than the start of 1992 mineral inventory. Silver grade differs by a larger amount, however the anomaly may be the previous inventory. There are many possible reasons for this grade difference but the most likely is the influence of extreme members of the metal population distribution which were not clipped for this inventory. Until it is demonstrated that this increase in grade is justified, it is recommended that the in-situ inventory grades be reduced by 5% to report mine reserve grade.

Although there are deficiencies in the inventory related to the geological interpretation and the use of the sectional method for all zones, the inventory is an adequate base for mine plan development leading to an updated mine reserve.

INTRODUCTION

The purpose of this study was to update the geological interpretation and mineral inventory of the Jewel Box Hill ore deposit of the Sä Dena Hes Mine in light of extensive drilling done since the last inventory in late 1991. The inventory will provide the base for mine planning and production of a revised mine reserve.

LOCATION

The Sä Dena Hes Mine is located in southeast Yukon, 50km north of the town of Watson Lake. Access is by an all weather highway to the mine gate. The Jewel Box Hill ore deposit is the first of four ore occurrences to be developed on the Sä Dena Hes property (Figure T1). The deposit is approximately 1km southwest of the concentrator. Additional ore zones occur on Gribbler Ridge, 1km to the northwest and North Hill (Burnick and Attila Zones) 4 km to the north (Figure T2).

HISTORY

Lead/zinc mineralization was discovered and the property first staked in 1962. The area was intermittently explored in the early sixties. After over a decade, the property was reactivated again in 1979 by Cima Resources. From 1979 to 1981, the Main Zone was delineated by surface drilling and several other zones were tested. A proven reserve of 263,000 tonnes was established and a feasibility study was carried out, however no development resulted. The property was purchased in 1984 by Canamax Resources which carried out aggressive exploration from 1985 to 1988; drilling nearly 20,000 metres in 112 holes. On Jewel Box Hill, Canamax drilled 66 holes totalling 10,433m during that period. The Canamax work was important in that it indicated much more extensive mineralization on Jewel Box Hill, Gribbler Ridge and on North Hill in the Burnick and Attila Zones. The property was purchased by the Mt. Hundere Joint Venture in 1989. Extensive drilling was carried out in 1989 (140 holes) and the property was committed to production in the following year. Early in the construction phase, underground exploration and diamond drilling of the Chimney, JB1-Pod and part of the JB1 Zone (see below for zone definitions) was carried out as well as further surface drill definition of the Main Zone and condemnation drilling at the mill site (142 holes, 4,460m). Underground development commenced November 1990. During the pre-production period it is estimated that 11,000 tonnes were mined from the above zones, no record of the grade of this material is available. The first concentrate was shipped on August 1, 1991. The mine was officially opened on September 24, 1991. Total capital cost for the project including acquisition and exploration was \$95 million. To August 1, 1992, the effective date of this study, 479,529 tonnes averaging 6.9% Pb and 11.9% Zn had been mined by underground methods from within the area of inventory. An additional 74,047 tonnes averaging 12.6% Pb, 16.1% Zn were mined in 1991 from two small open pits developed on the north end of Jewel Box Hill. Extensive definition diamond drilling (857 holes, 37,780m to August 1, 1992), mainly from underground, has been ongoing since production began. Some additional claim staking was done since acquisition of the property by the Joint Venture.

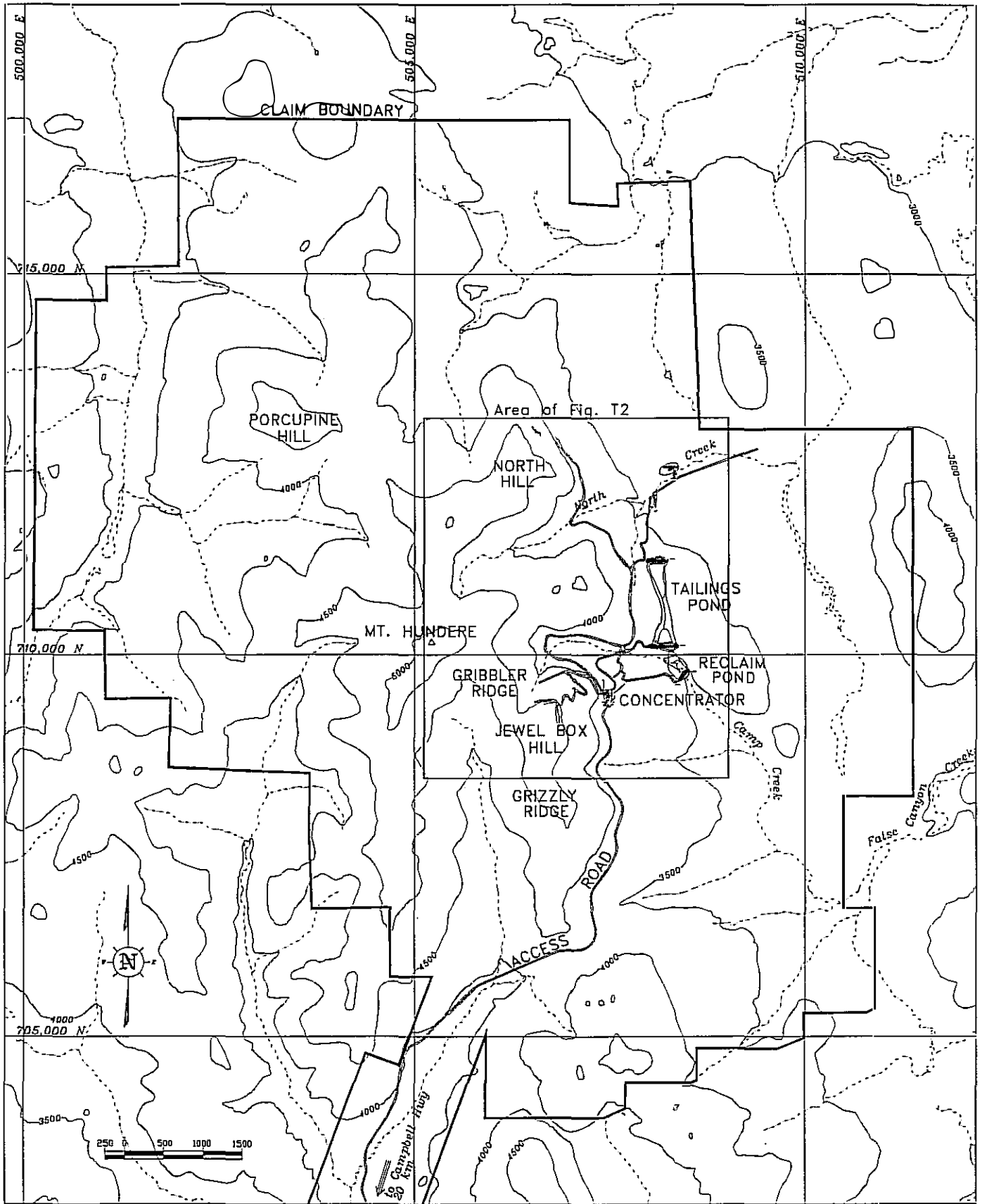


Fig. T1: The Sa Dena Hes Property

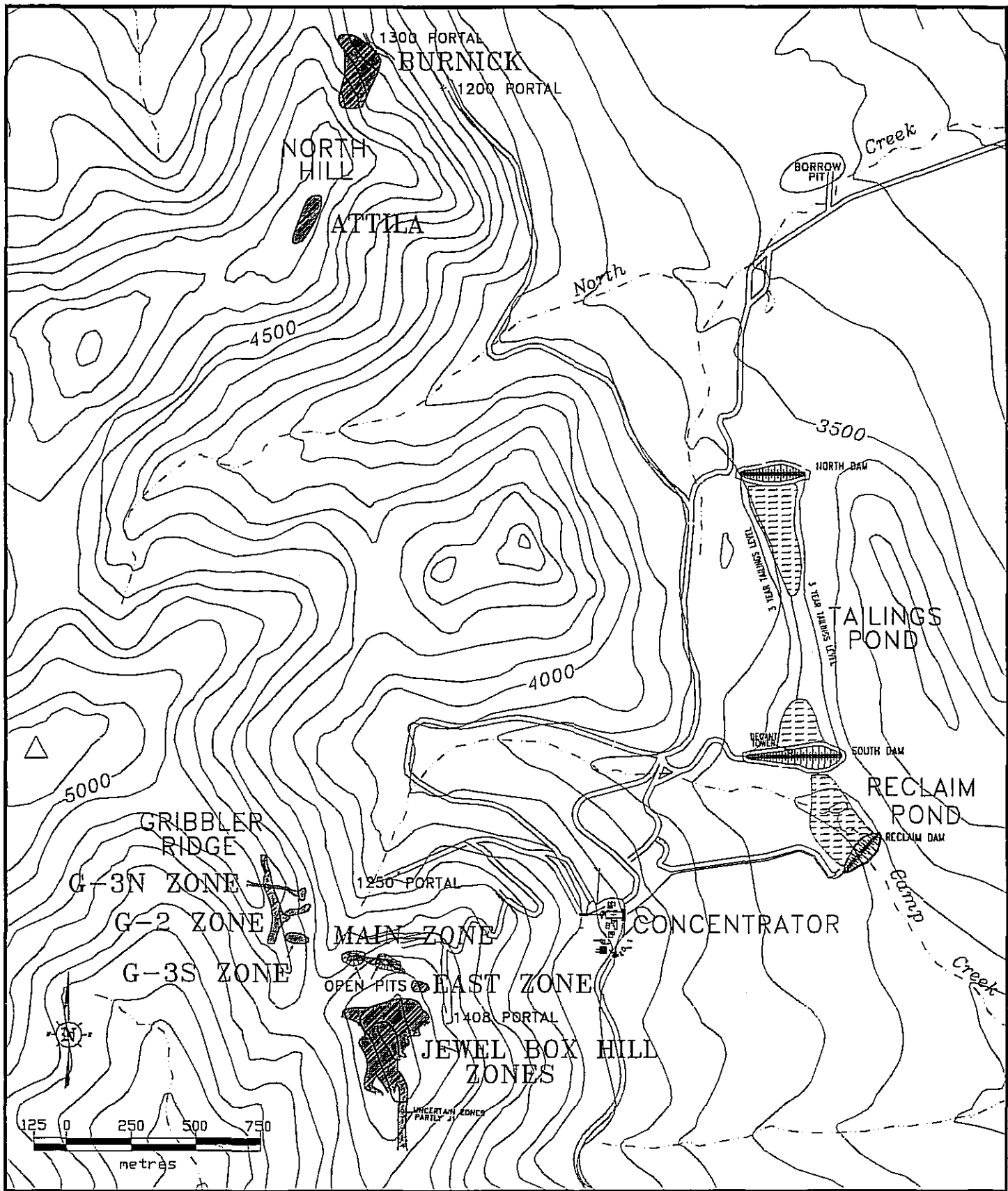


Fig. T2: Să Dena Hes mine site, showing location of ore zones relative to the Jewel Box Hill deposit.

The property currently consists of 718 claims and four mineral leases (Figure T3). Applications are in preparation for 4 mineral leases and one surface lease application is being processed by the federal government.

GEOLOGY OF THE PROPERTY

Stratigraphy

The Sã Dena Hes property is underlain chiefly by lower Palaeozoic meta-sedimentary rocks including both calcareous and non-calcareous pelitic phyllite and limestone (Figure T4).

Limestone amounts to only about 5% of the stratigraphic sequence; it forms discontinuous units which are up to 100m thick, pinching and swelling over short distances. The thicker limestone units are traceable for hundreds of metres. There is evidence locally that limestone grades laterally into calcareous phyllite (Pigage, 1992 pers. comm.). Limestone has a variety of textures, the thicker units are massive, homogenous, fine grained and grey to bluish grey except near alteration zones where white, coarse grained, calcite marble is common.

A crude stratigraphic sequence for the phyllites appears to exist on the property. This sequence was first recognized by Gabrielse (1966); it is based around a set of one or more limestone layers containing arcaocyathid fossils of lower Cambrian age (Abbott, 1977). The phyllites below the thickest of these limestones (which will be referred to as the Main Limestone) are generally brown weathering, soft, grey and non-calcareous. The phyllites that overlie the Main Limestone are commonly grey weathering, calcareous and well laminated. It is emphasized that this stratigraphic sequence is of regional significance and in detail there is a broad gradational interlayering of the constituent rock types. Immediately above the Main Limestone is a carbonaceous phyllite unit which varies from ten to over 50 metres thick. Discontinuous argillaceous and carbonaceous limestone occurs locally below this Main Limestone and a second important carbonaceous phyllite unit appears to underlie this argillaceous limestone. Less prominent carbonaceous phyllite and limestone occurs at several other horizons in both the calcareous and non-calcareous phyllite sequences.

Intrusives

Intrusive igneous rocks on the property include three suites all occurring in bodies of limited size. The oldest is a moderately foliated, metamorphosed, mafic or intermediate composition, medium green, chloritic rock with a fine grained relict igneous texture. A second suite of intermediate composition lacks foliation but also has a fine grained igneous texture with fine, off white feldspars in a pale green, very fine grained to aphanitic matrix. The rock is generally strongly altered to skarn mineral assemblages near the ore zones. Its contacts are typically sharp and chilled against the host rocks.

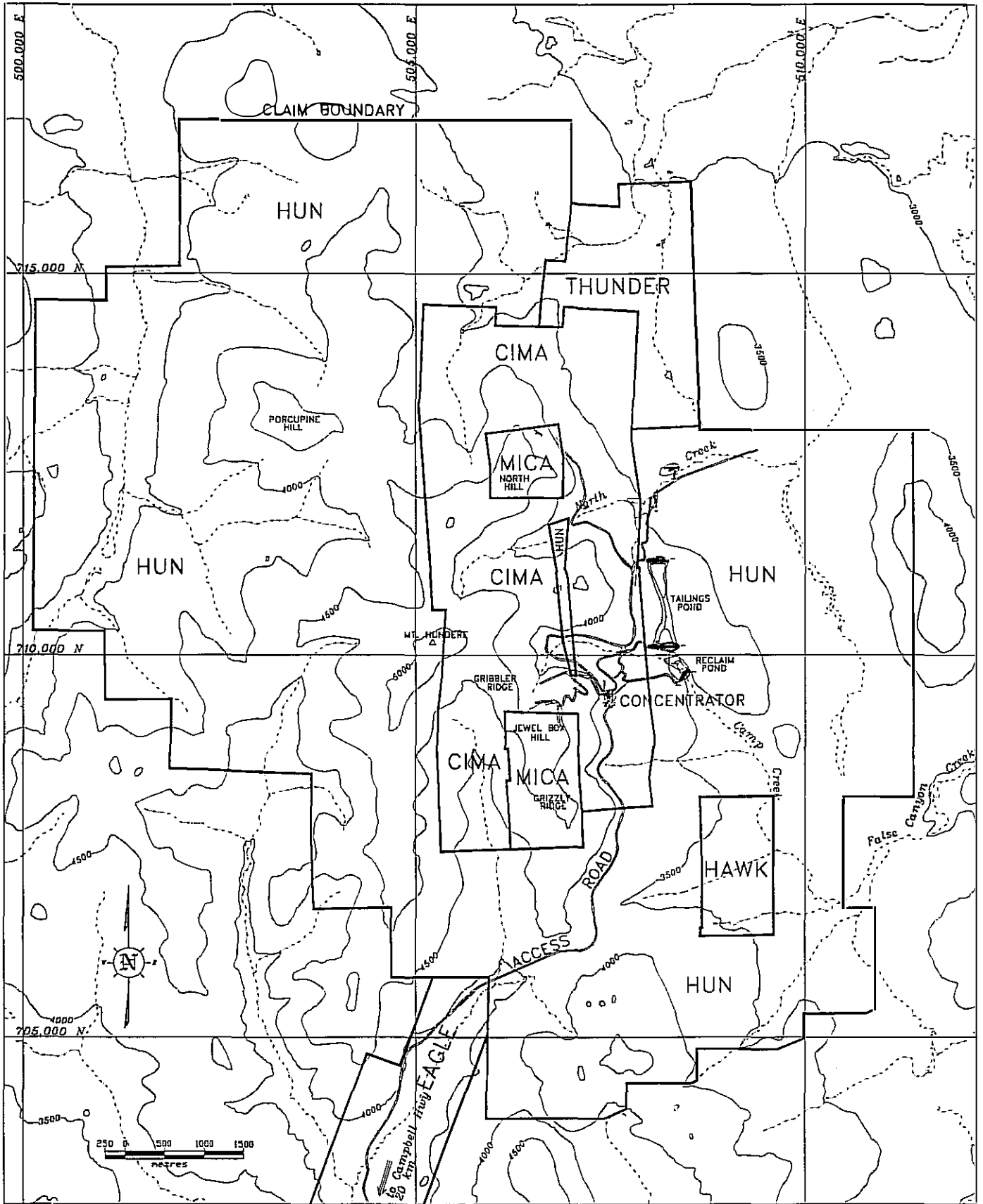


Fig. T3: Claim Map of the Sã Dena Hes Property

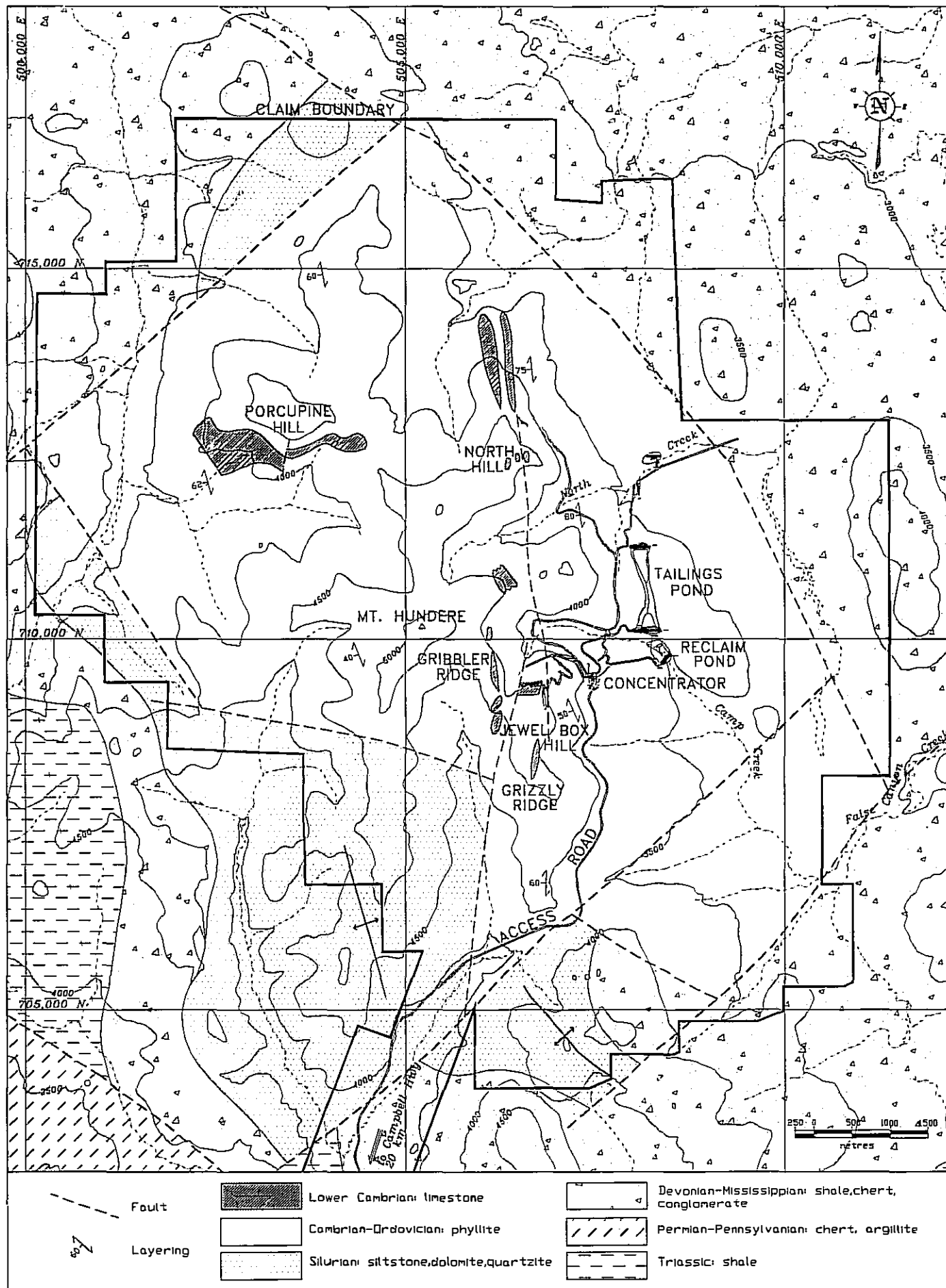


Fig. T4: Geological Map of the Sà Dena Hes Property

This suite is similar to and may be equivalent to the first suite. The last suite is a pale coloured fine grained quartz porphyry which occurs in small cross-cutting dykes.

The age of these igneous rocks is uncertain although Sinclair (quoted in the Yukon Mineral Inventory) reports a 50 ma. K-Ar age from quartz porphyry on the property. The foliated meta-igneous rocks are similar to metabasites of the Vangorda formation and Rabbitkettle Formation (Jennings and Jilson, 1986) and may have a similar origin and early Palaeozoic age.

Larger igneous bodies are not found on the property however, Abbott (1981) has speculated that the area is underlain by a granitic pluton of the mid-Cretaceous Selwyn Plutonic Suite such as that occurring 20km to the north in the core of a fault bounded uplift at Mt. Billings. Canamax geologists have inferred from magnetic data that a buried stock may exist on the Grizzly Ridge area 700m south of the Jewel Box Hill skarn zones (Mann, 1990).

Structure

The sedimentary strata of the property are complexly folded and metamorphosed to greenschist facies muscovite-chlorite phyllites. Most phyllites contain a moderately west dipping crenulation cleavage (S_2) which is axial planar to tight, east verging, shallowly plunging folds in bedding and an earlier cleavage (S_1). Axial directions of second phase folds, where mapped on surface are north - south. The folds appear to be non-cylindroidal and have curving axes at least locally. The significance of the earlier deformation which is formed S_1 is unknown; it is suspected that isoclinal recumbent folds with an axial plane phyllitic cleavage were formed. One or both of these phases of fold deformation may be accompanied by thrust faulting which on regional grounds would be expected to be east directed.

Several directions of post folding, steeply dipping faults occur on the property. The lower Palaeozoic sequence is exposed in a uplift bounded by normal faults trending 150° and 045° (Figure T4). Near the ore zones the most prominent fault trends are 000° to 020° ; faults trending 090° to 110° are also common and 135° to 150° trending faults are mapped locally. Most of these faults are thought to have normal displacement however some may be strike slip. Many of the late steeply dipping faults contain quartz-calcite-fluorite breccia veins. On Jewel Box Hill a shallowly southwest dipping shear zone follows the upper contact of the main limestone/marble body. This feature may be due to strain release along the carbonate contact or it may be an related to an extensional fault system.

Rees (1989) noted a predominant fracture set trending approximately 110° and dipping steeply north and south and speculated that this may be an important ore control. This has been confirmed in the underground (Lauzier, 1991, pers. comm.).

Mineralization

Mineralization on the property is hosted by actinolite-hedenbergite-diopside-epidote-garnet (grossularite-andradite)-chlorite-calcite-quartz skarns most commonly developed along the contact of limestone or marble with phyllite. Wollastonite has been reported in the skarns (Dawson, 1964; Abbott, 1977) but may not be present due to confusion with zoisite (Hamilton, 1982). The best grades of lead-zinc appear to be related to retrograde actinolite \pm chlorite dominant skarns rather than to prograde garnet-pyroxene dominant skarns. Most important skarns are formed from a limestone protolith; however there are good examples of skarn developed from phyllite and locally from intrusive rocks. Generally these skarns are low grade, however they do make ore locally. The best skarn zones are developed along the Main Limestone contacts, however the lower limestones are mineralized locally at Jewel Box Hill and Gribbler Ridge and may be the major ore host at North Hill. The skarns are not strongly related to intrusive contacts, indeed many of the best ore zones appear totally lacking in any intrusive association.

Sulphide mineralization consists mainly of medium to coarse grained sphalerite and galena heavily disseminated in skarn layers. There is little or no iron sulphide present. Toward the periphery of areas of lead-zinc bearing skarn, magnetite skarns are developed locally. In places, these peripheral skarns also contain pyrrhotite and pyrite and more locally, chalcopyrite.

The ore is anomalous in fluorine, averaging approximately 2,000 ppm and ranging to 20,000 ppm (Mann & Hodgson, 1988). Fluorite and amethyst occur in the skarns and, as noted previously, in near by fault zones suggesting these may be feeder systems. Cadmium is also anomalous in the S  Dena Hes skarns averaging 700 ppm and ranging to 1800 ppm (Mann & Hodgson 1988). The more silver rich ores contain elevated bismuth contents.

The lead-zinc ratio of the skarns is quite variable from place to place on the property as well as within the major ore zones. The ratio of lead to lead plus zinc (based on results to 1989) is 0.4 on Jewel Box Hill but only 0.05 on North Hill in the Burnick zone. The Attila Zone has an intermediate ratio. The ratio of silver (in grams per tonne) to lead (in %), again based on 1989 data, at Jewel Box Hill is 8.8 whereas at North Hill averages closer to 70. The great variability of lead-zinc-silver ratios within and between ore zones requires that a NSR based equivalent grade function be developed for this mine rather than simply using the arithmetic sum of Pb+Zn as has been the practice.

Mann (1990) has examined zinc-lead and lead-silver ratios and arrived at some interesting preliminary conclusions. He notes that there is a trend towards higher Zn:Pb (ie. relatively more zinc) and lower Pb:Ag (i.e. relatively more silver) with increasing depth at Attila, Burnick and Gribbler Ridge. He noted a rapid transition zone with Zn:Pb above the transition at 1 to 5 and below it at 50-800; Pb:Ag above the transition is approximately 0.1 to 0.3 and below ranges from 0.01 to 0.002. The transition zone

is thought to be relatively flat lying based on preliminary data. Jewel Box hill is entirely above the transition but on nearby Gribbler Ridge the transition is at approximately 1,100m elevation. The deepest zones at Jewel Box do show elevated silver to lead. Mann (1990) also noted that quartz-clinopyroxene-galena skarns are relatively silver rich ($Zn:Pb = 1$ to 4 , $Pb:Ag = 0.015$ to 0.030). These skarns are preferentially developed on the east side of Jewel Box Hill in proximity to the north-south trending Sump Fault, a possible feeder structure. Metal ratio zonation at Jewel Box Hill is discussed in more detail below.

Within 130m of surface the ores are commonly heavily oxidized to soft incompetent rusty masses of clay, quartz, smithsonite, anglesite and cerusite. Commonly some relict sulphides, especially galena, are retained in the oxidized skarn. Although oxidation is generally a near surface phenomena, some oxides have been encountered at depths of 300m or more. Locally smithsonite has been mobilized from the oxidized skarns and deposited in nearby open fractures. Smithsonite cemented overburden has been noted in places.

Mann's work suggested that the lead-zinc ratio and silver content does not change dramatically upon oxidation.

Thermal Metamorphism and Alteration

All sedimentary units are metamorphosed to muscovite-chlorite zone in the metamorphic greenschist facies. Phyllites are moderately soft, brownish grey to silvery grey, and typically break into chips and platelets along the dominant foliation (S_2)

Locally the phyllites are overprinted by a moderate to intense hornfelsing. This hornfelsing is broadly associated with skarn mineralization. Hornfelsing is more readily apparent in the calcareous phyllites; noncalcareous phyllites are not strongly altered until the intense hornfelsing stage. Consequently the contact marking the outer limits of hornfelsing is strongly dependent on rock type.

With slight to moderate hornfelsing, the phyllites become moderately hard and break into angular blocks with sharp edges. Calcareous phyllites develop a mottled appearance with partial replacement of silvery grey micaceous bands by a pale greenish grey, diopside-rich calc-silicate assemblage. With increasing alteration, the calc-silicate assemblage becomes dominant and matrix calcite reacts completely to form calc-silicates. Epidote forms discreet bright green lenses up to 2cm across and also forms thin, fine-grained fracture coatings. Locally white quartz veins contain lesser epidote and medium green amphibole. In contrast, the major changes in the non-calcareous phyllites are the development of the slightly blocky weathering pattern and the increase in hardness. Locally the non-calcareous phyllites develop a faint purplish hue due to the scattered growth of fine-grained biotite.

Strongly hornfelsed phyllites, in contrast, are extremely hard and tough. They break with difficulty and form blocky, angular outcrops. Fresh surfaces typically have a strong sugary texture and develop an incipient conchoidal fracture. Non-calcareous phyllites have a strong purplish brown colour due to abundant fine-grained biotite. Calcareous phyllites are totally altered to a hard, strongly banded, dark or light green calc-silicate rock with thin brownish grey, biotite-rich bands or laminae. Epidote continues to form discrete lenses and thin fracture coatings. Thin quartz veins which contain epidote and hornblende are common.

On Jewel Box Hill and Gribbler Ridge the outer limit of hornfelsing occurs dominantly within the calcareous phyllite unit. This contact is readily mapped and can be located with reasonable certainty. Field mapping in 1992 by L. Pigage confirmed the contact location as mapped previously by Canamax geologists.

In contrast, the zones of intense hornfelsing as mapped in 1992 appeared to be much more restricted in spatial extent than previously indicated by Canamax mapping. On Gribbler Ridge, for example, intense hornfelsing was noted only on the lower northeastern slopes in the vicinity of the Fluorite Fault. This difference from previous mapping may be partially related to the occurrence of extensive veining in areas of only moderate hornfelsing. It may also be related to problems with recognizing hornfelsing within the non-calcareous phyllites.

The restricted nature of intense hornfelsing suggests that the highly altered phyllites may be closely associated with faults and or fractures which form conduits for mineralizing (and hornfelsing) fluids. Zones of intense hornfelsing would therefore represent extremely important primary exploration targets and it is important to define objective criteria to reproducibly identify such zones.

Ore Controls

The following features are thought to be significant in localization of ore on the property. The list is preliminary and will evolve as further knowledge is gained of the ore zones and their geologic framework. Not all these features are necessary for the formation of ore; however the first two are nearly universal whereas the following are less so.

1. presence of hornfels alteration zone;
2. presence of limestone protolith within alteration zone, particularly the equivalents of the Main limestone;
3. proximity to limestone/marble -phyllite contacts;
4. presence of white coarse grained marble as opposed to grey limestone;
5. proximity to steeply dipping fractures and faults trending 090° to 110° and/or 000° to 020°;
6. proximity to the intersections of the above fractures sets;
7. proximity to axial regions of folds of any generation;

8. proximity to changes in thickness of carbonate units or attitude of carbonate-phyllite contacts of regardless of the cause of the changes.

Jewel Box Hill Geology

The portion of Jewel Box Hill between 1237.5N and 1625.0N is the subject of this inventory (Figure T5). The Main and East Zones to the north have not been studied. The structure of Jewel Box Hill is very complex but is now beginning to be relatively well understood due to extensive drilling. Some zones (especially JB2L and M2) require further work but the ongoing drilling combined with careful iteration between cross and long sections and more careful consideration of structures observable underground should help resolve these problematic localities.

The structure of Jewel Box Hill is dominated by a flat lying, limestone/ marble unit, the "Main Limestone", approximately 100m thick. This carbonate unit pinches out toward the east in the subsurface for reasons that are not fully understood. The pinch out follows a N35°E trend (Figure 68) swinging to a north-west trend in the north part of the Hill. The Main Limestone interfingers complexly with phyllite in the pinch out area. A second carbonate of unknown stratigraphic correlation, the "FW Limestone", forms a steeply dipping layer just east of the Main Limestone pinch out. This is interpreted to be the steep limb of a easterly inclined second phase fold with axial trend 035°. Another limestone, possibly equivalent to the FW Limestone occurs below the Main Limestone.

Steeply dipping faults and fracture zones trending 090° to 110° are important at Jewel Box Hill and appear to control many of the zones (Rees, 1989; Lauzier, pers. comm. 1992). There is also a north-south bias to mineralization that cuts across the N35°E trend of several of the limestones so that mineralization appears to jump from one limestone to another along the north-south trend (Figure 71). As noted previously, important faults on either side of Jewel Box Hill trend northerly. The Sump Fault exposed near the portal trends north-south and the Fluorite Fault, between Jewel Box Hill and Gribbler Ridge, trends N20°E. Both these structures may be feeders to the Jewel Box Hill ores. The Sump Fault appears to drop calcareous phyllite down significantly on its east side so that the favourable Main Limestone would be expected at depth if it has not lensed out completely in that direction.

A low angle shear zone at the upper contact of the Main limestone has been noted previously. Phyllites above this structure have a west dipping S_2 foliation and lithologic units appear to dip west as well although structure is complex. A carbonaceous unit in the upper plate sequence may equate to carbonaceous phyllites at depth below and east of the FW and Main Limestones. This correlation, if correct, suggests an offset of perhaps 200m (upper plate westerly) on that structure. Marble just below the contact has a strong mylonitic fabric (Crossley, 1992, pers. comm.). Lauzier (1992, pers. comm.) has noted that some ore shoots in the JB1 zone may be controlled by 135° trending stacked fault slivers (duplex structures?) related to the shear zone which manifest themselves as reversals in dip of the upper phyllite marble contact. Atkin (1990,

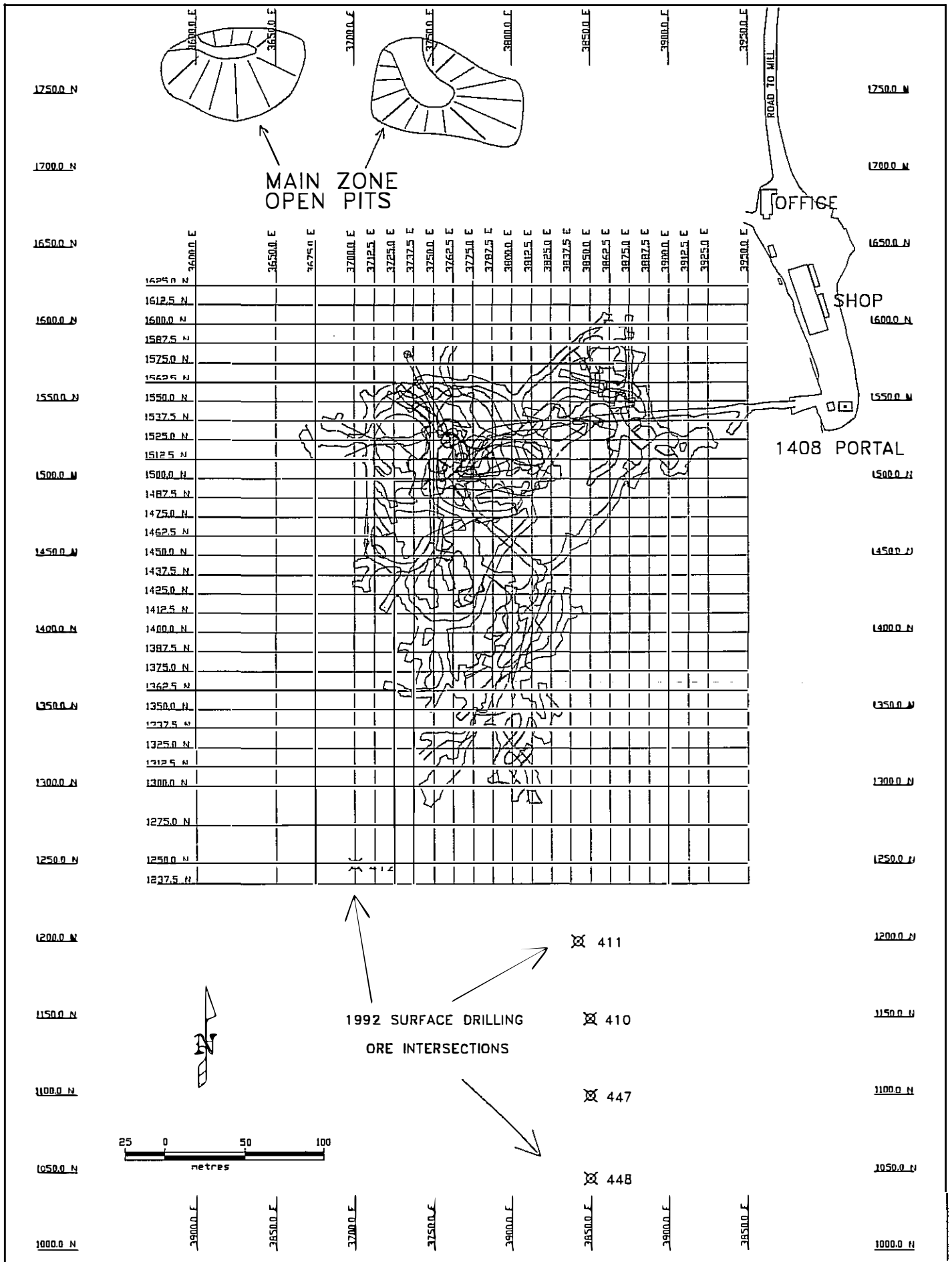


Figure T5: Composite of all workings in existence at the August 1, 1992 effective date of this Mineral Inventory, showing cross sections included in the report, and longitudinal sections used during work.

pers. comm.) has also stressed the importance of "rolls" in the contact as a guide to ore localization.

There appears to be no well defined comparable shear zone at the lower contact of the Main limestone; however low angle faulting is likely to be important there as well. There has been speculation that phyllite carbonate intertonguing, especially related to the Main Limestone pinch out, may be due to thrust interleaving. This thrust interleaving may be significant in ore formation in much the same way that small duplex stacks are important in the JB1 Zone.

There are several ore zones delineated at Jewel Box Hill. The zones are outlined in plan on Figure T6 and identified on several generalized cross sections (Figures T7-T10). Briefly the zones are:

- J1 Skarns associated with a complexly folded limestone and graphitic phyllite in the upper plate of the low angle shear. Skarns of this zone are thin, discontinuous and may dip moderately west overall.
- JB1 Skarns occurring along the upper contact of the Main limestone. These skarns are < 1 to over 5m thick and pinch and swell rapidly. Oxidation is widespread.
- JB1-L Below the JB1, generally on the lower contact of the uppermost of the easterly protruding noses of limestone.
- JB2E and JB2W Along the lower contact and easterly pinch out of the Main limestone. The distinction between E and W is basically east and west of the Chimney (see below) respectively. These zones are relatively thick and continuous and are two of the more important zones on Jewel Box Hill. The ore is generally silver rich and contains elevated bismuth content. The JB2W is relatively thick along a N-S trend at 3762.5E and also follows a 110° trend to the west.
- JB2L Below a phyllite intertongue into the JB2W area.
- M1 and M2 Thin skarn zones of complex and uncertain structure related to intertonguing of phyllite and limestone and possibly to rootless fold hinges of carbonate between the Main and FW limestones (M2 in particular, Figure T8).
- FW Skarns developed on either side of the FW limestone and locally in its interior. These zones locally appear to be related to a pinch out of the FW limestone upward. This zone is also silver rich. The FW is equivalent to the easterly JB2E, north of section 1487.5N (compare Figures T8 and T9).

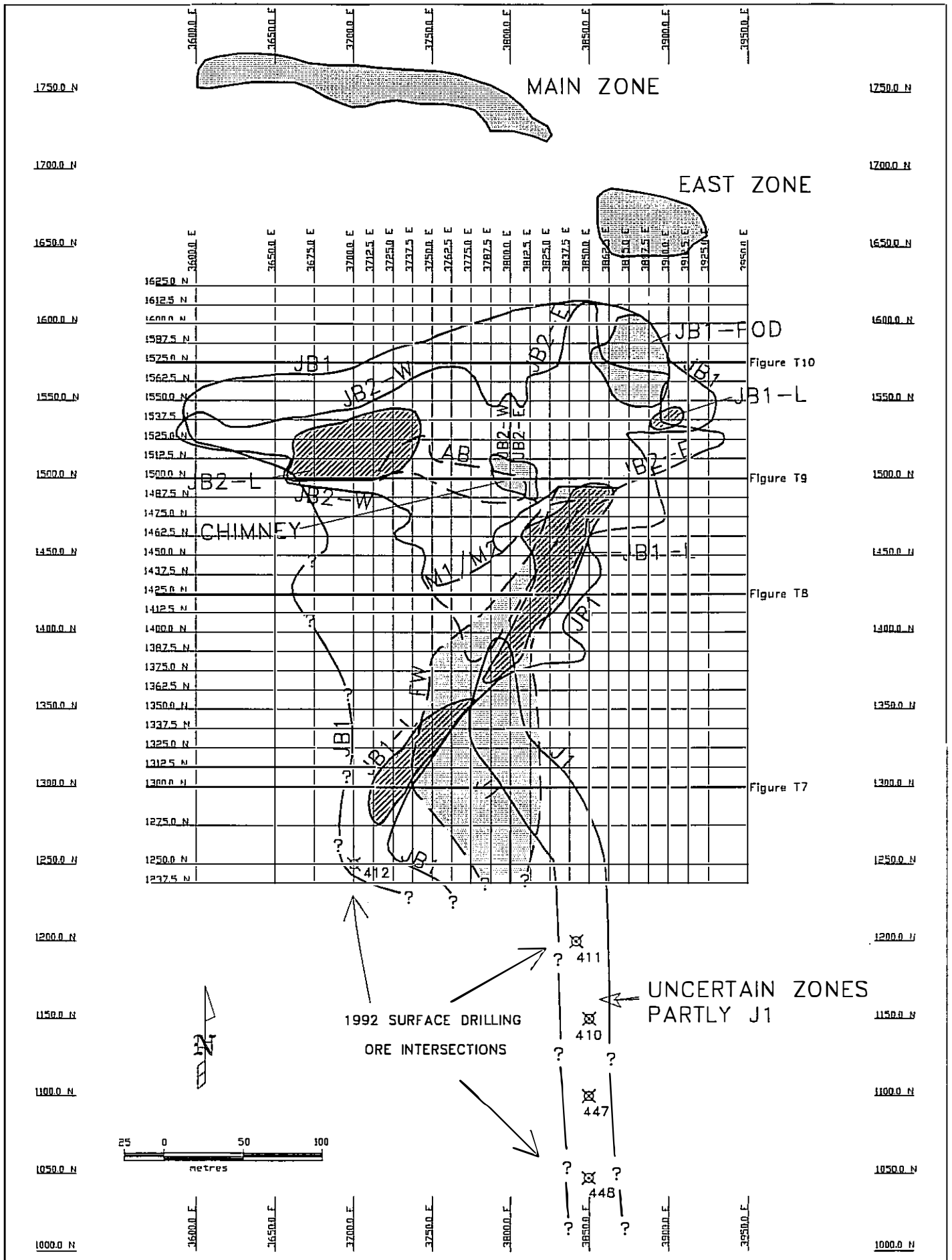


Figure T6: Vertical projection of generalized outlines of the various ore zones on Jewel Box, as shown on the cross sections. See Figures T7 to T10 for generalized sections.

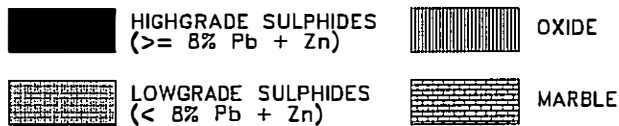

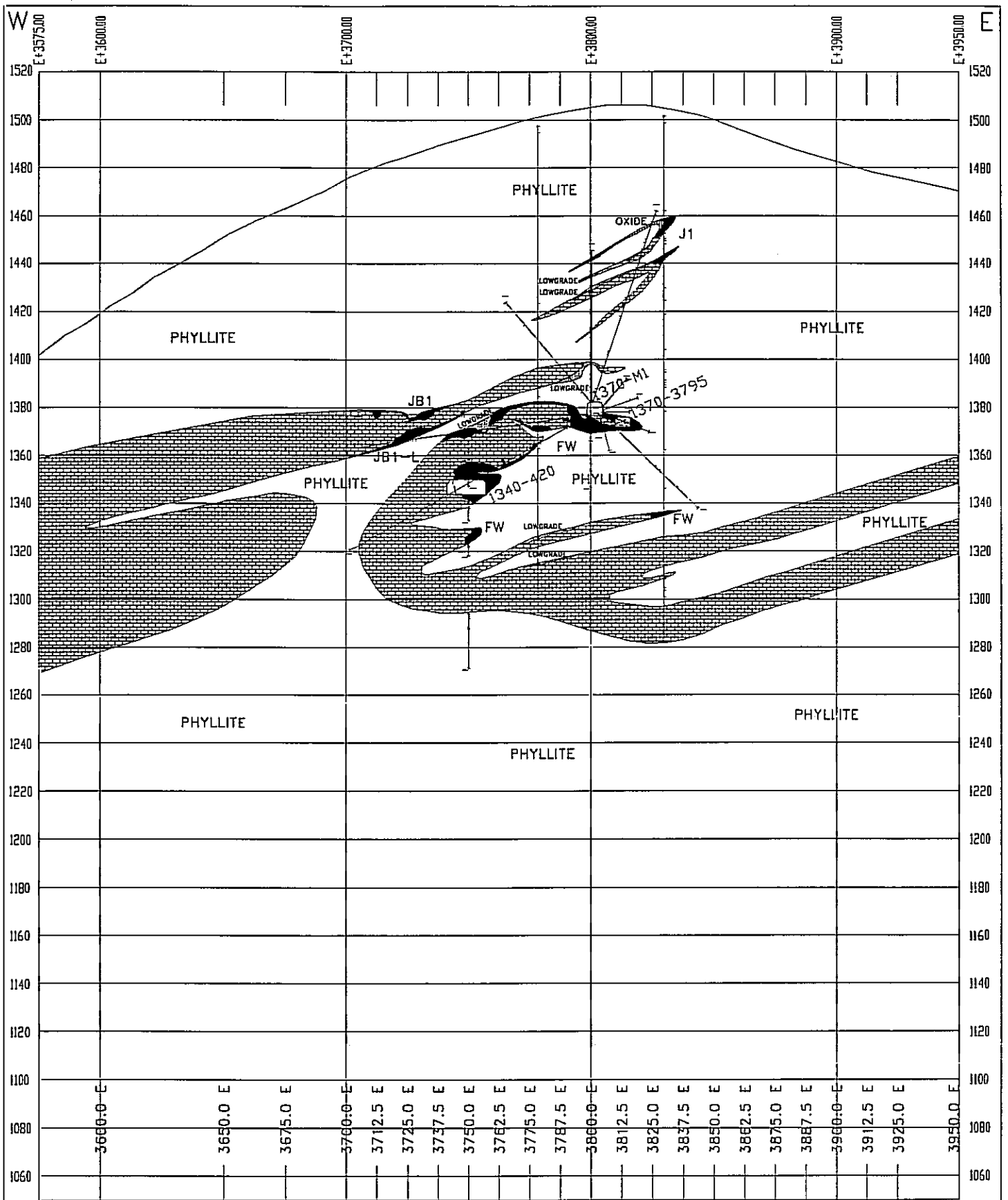


FIGURE T7:
 Sa Dena Hes Joint Venture
 CROSS SECTION 1300N

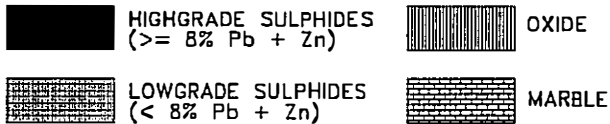
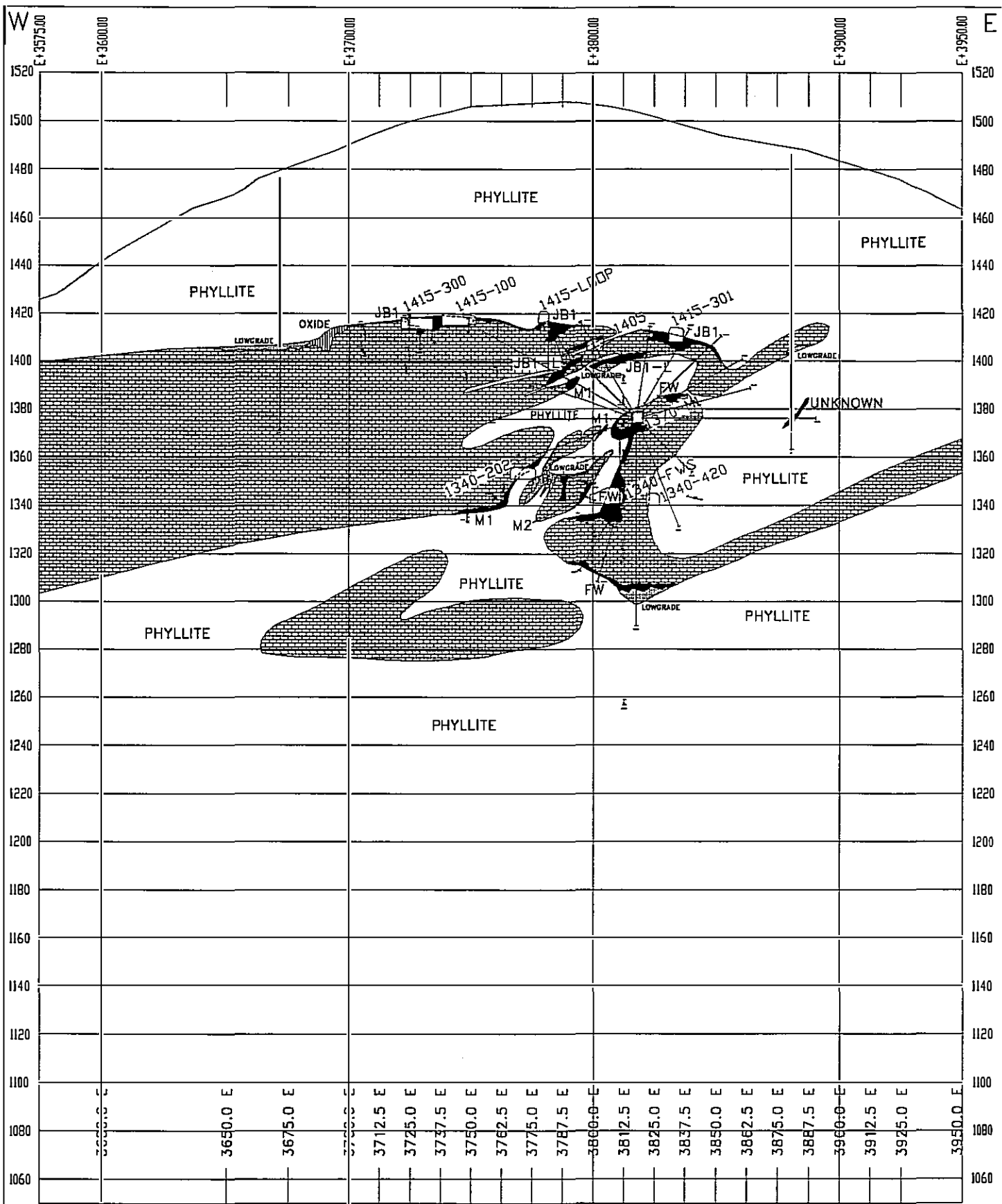


FIGURE T8:
 Sa Dena Hes Joint Venture
 CROSS SECTION 1425N

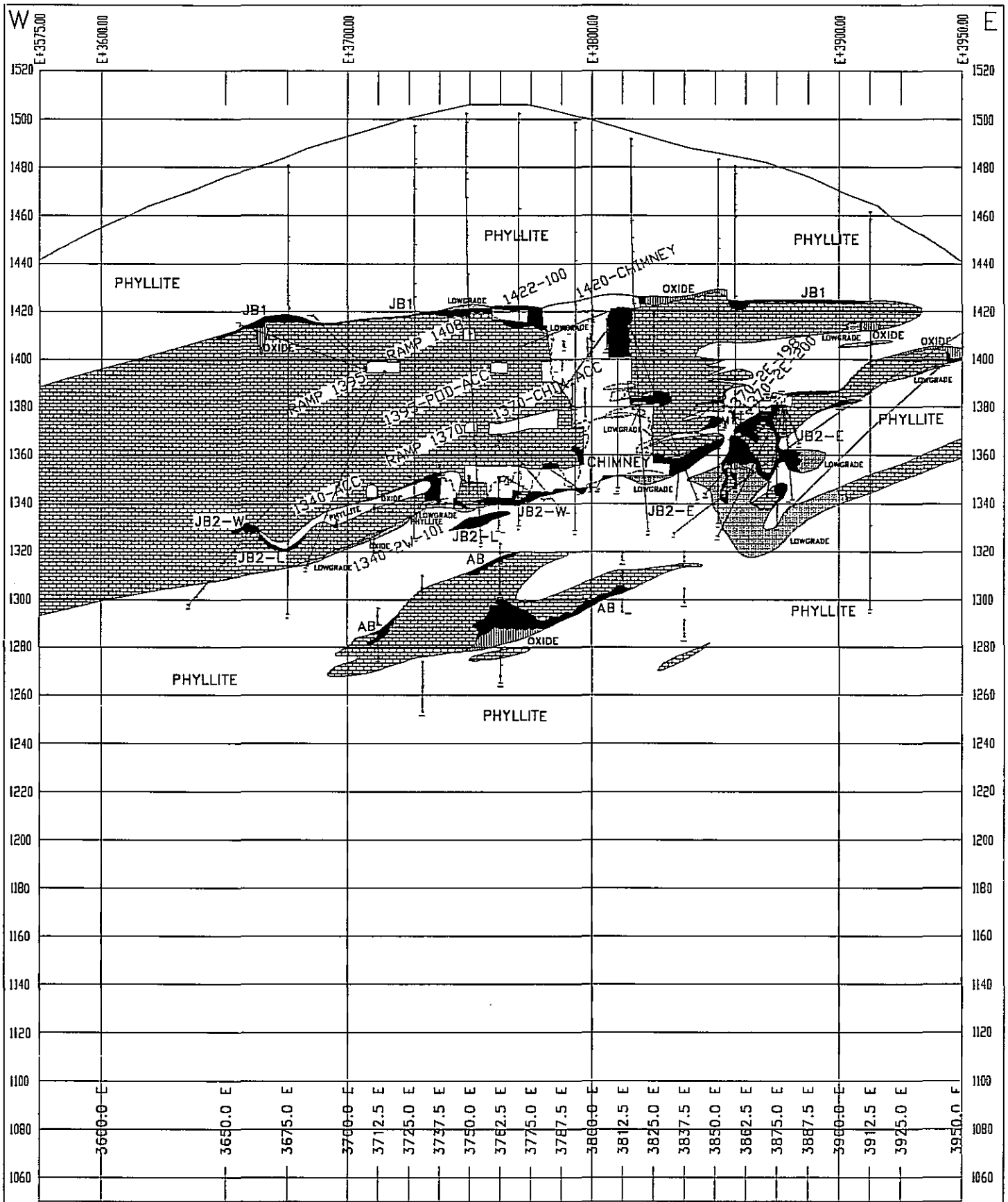
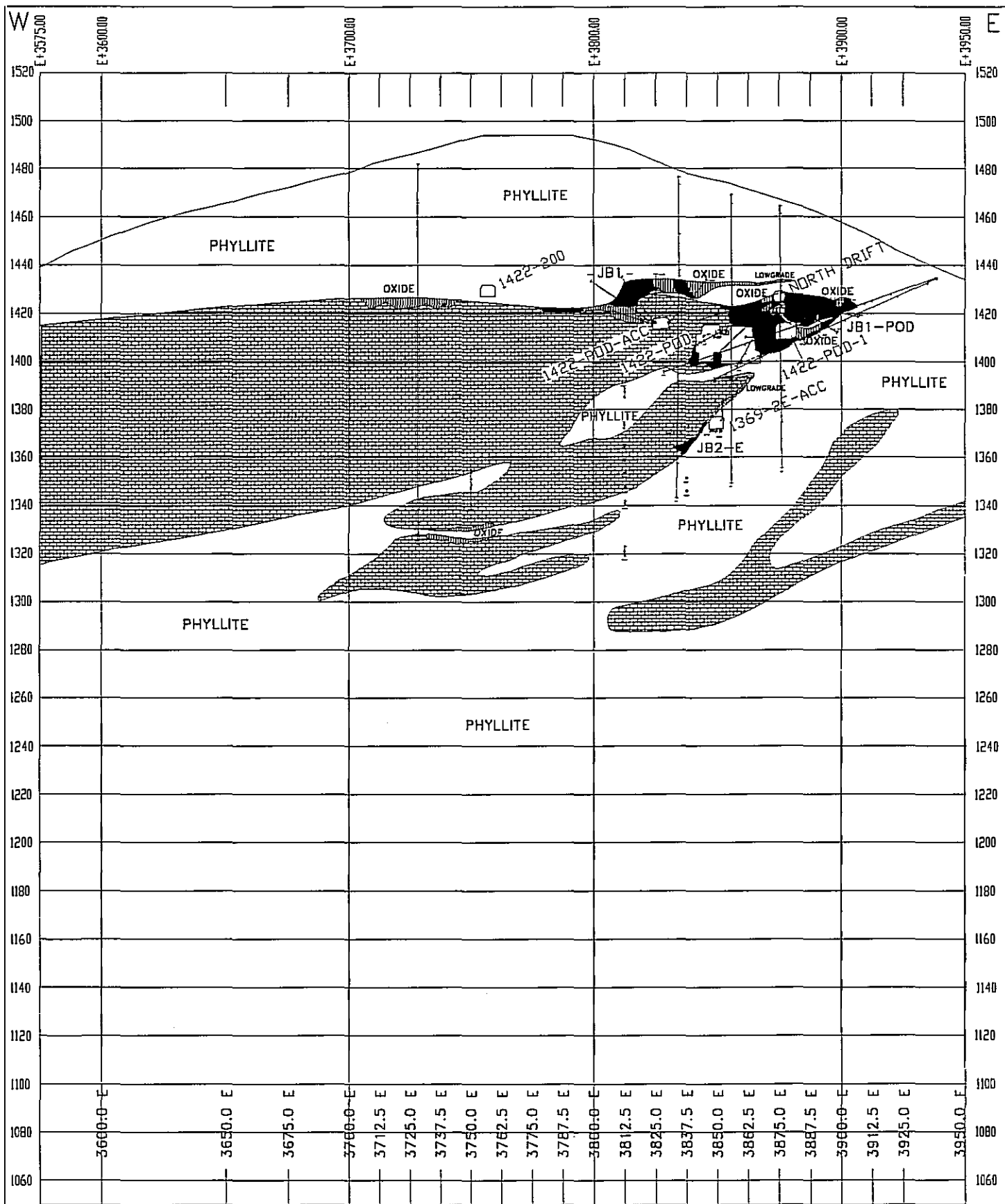


FIGURE T9:
 Sa Dena Hes Joint Venture
 CROSS SECTION 1500N



- HIGHGRADE SULPHIDES
($\geq 8\%$ Pb + Zn)

LOWGRADE SULPHIDES
($< 8\%$ Pb + Zn)
- OXIDE

MARBLE

FIGURE T10:
 Sa Dena Hes Joint Venture
 CROSS SECTION 1575N

- JB1 Pod A thick subhorizontal pod of high grade skarn between sections 1550 and 1600N which appears to be related to the intersection of the Main limestone pinch out and an 090° to 110° fault (along section 1562). The ore is moderately oxidized due to proximity to surface.
- Chimney A vertical pipe of high grade skarn which penetrates the Main Limestone and connects the JB1 and JB2E/W. The Chimney is approximately 15m in diameter and locally is elongate in an southeast-northwest direction.
- AB A local, approximately 110° trending zone in a limestone below the Main limestone. Developed in the vicinity of and below the base of the Chimney in basically the same location and following the same trend as the westerly extension of the JB2W.

The JB1 and JB2 zones are essentially mirror images of one another although the JB2 is thicker and more continuous as well as less oxidized. Both occur along the Main Limestone-phyllite contacts. They tend to have a relatively smooth but locally distorted or folded contact against phyllite but a highly irregular, lobate, ragged contact against marble. The nature of the marble/skarn contact is suggestive of a "corrosional" boundary due to replacement of the carbonate by skarn. The contact against phyllite is by its very nature conformable, however the contact against marble is strongly discordant in detail. On a larger scale the skarn carbonate contact tends to follow the lithologic trends, locally exploiting particular layers in the carbonate. The asymmetry and geometry of the skarn contacts is typical of most skarn zones on phyllite-limestone contacts regardless of orientation. The ragged irregular contacts lead to high waste dilution. The continuity of the skarn zones is limited and they pinch and swell over short distances. Due to the ragged contacts the thickness inferred from drilling can be highly variable over short distances adding to difficulties of inventory estimation. There is definitely a danger of over correlation of skarns in poorly drilled areas and of assigning too large an area of influence to drill intersections. The strong EW control to some skarn zones introduces difficulties in representing the zones on EW cross sections, longitudinal sections must also be consulted. Due to the N35°E trend of fold axis in much of Jewel Box Hill (south of section 1550N) equivalent structures appear to move west on more southerly sections. This has complicated projection problems and inhibited the understanding of the structure and the location of faults.

Metal ratios and metal zoning on Jewel Box Hill are quite variable and no systematic zoning has been defined although there are some hints of increasing Ag and Zn relative to Pb with depth. The ratio of lead to zinc follows a prominent trend on a scatter diagram of two parts lead to three parts zinc (ie. lead/(lead+zinc) = 0.4) but there is considerable scatter particularly toward more zinc rich material (Figure T11). There is no relationship between Pb+Zn grade and Pb Zn ratio (Figure T12).

The ratio of silver to lead (Figure T13) shows two trends as is typical for sample distributions from this property. One trend (approximately 5 g/t Ag to 1% Pb) is dominant over the second

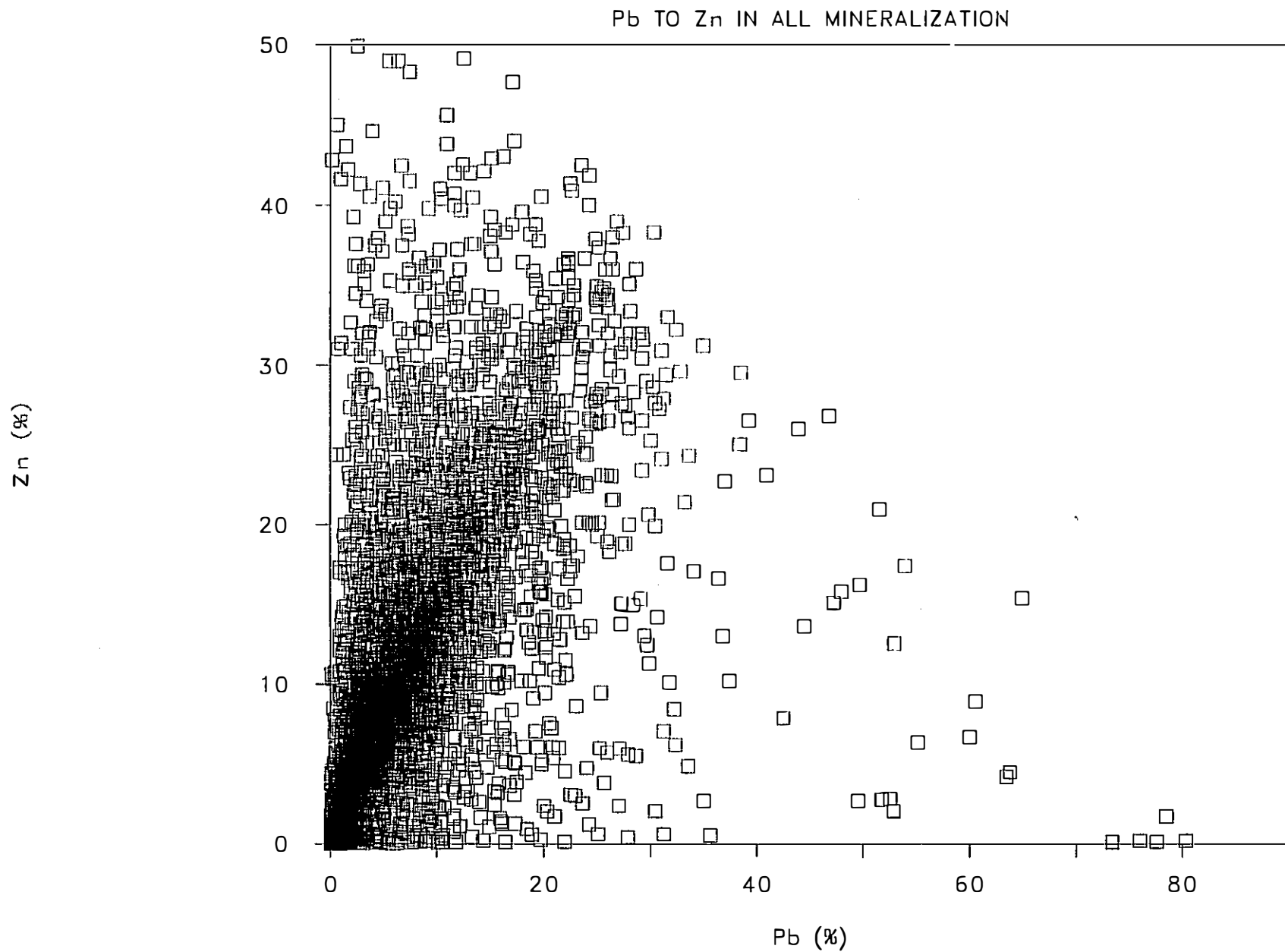


Figure T11: Scatter plot of lead to zinc in drill core samples. N=6177 samples

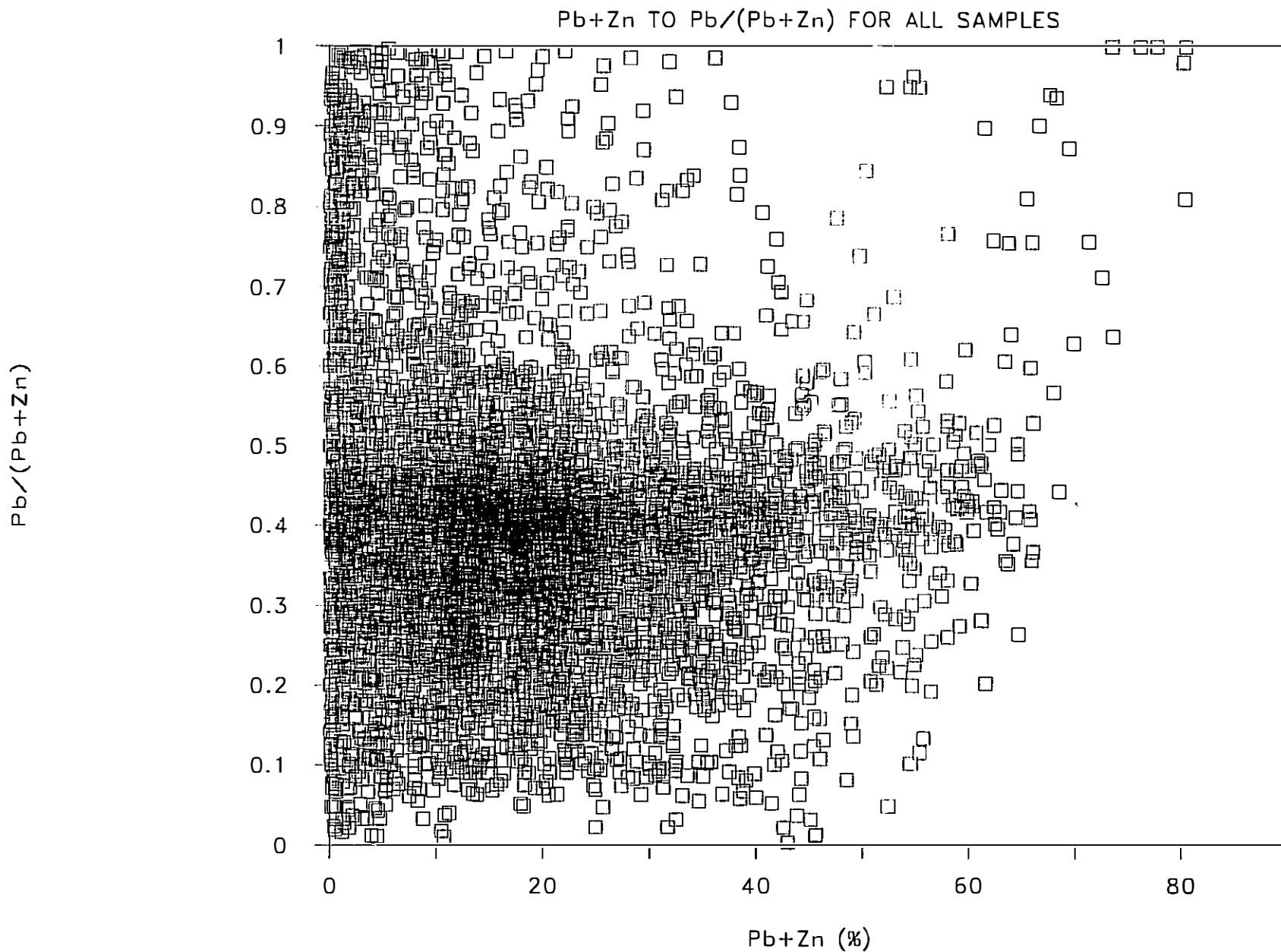


Figure T12: Scatter plot of Pb+Zn grade to Pb-Zn ratio showing no strong dependence of lead-zinc ratio on overall grade. N=6177 samples.

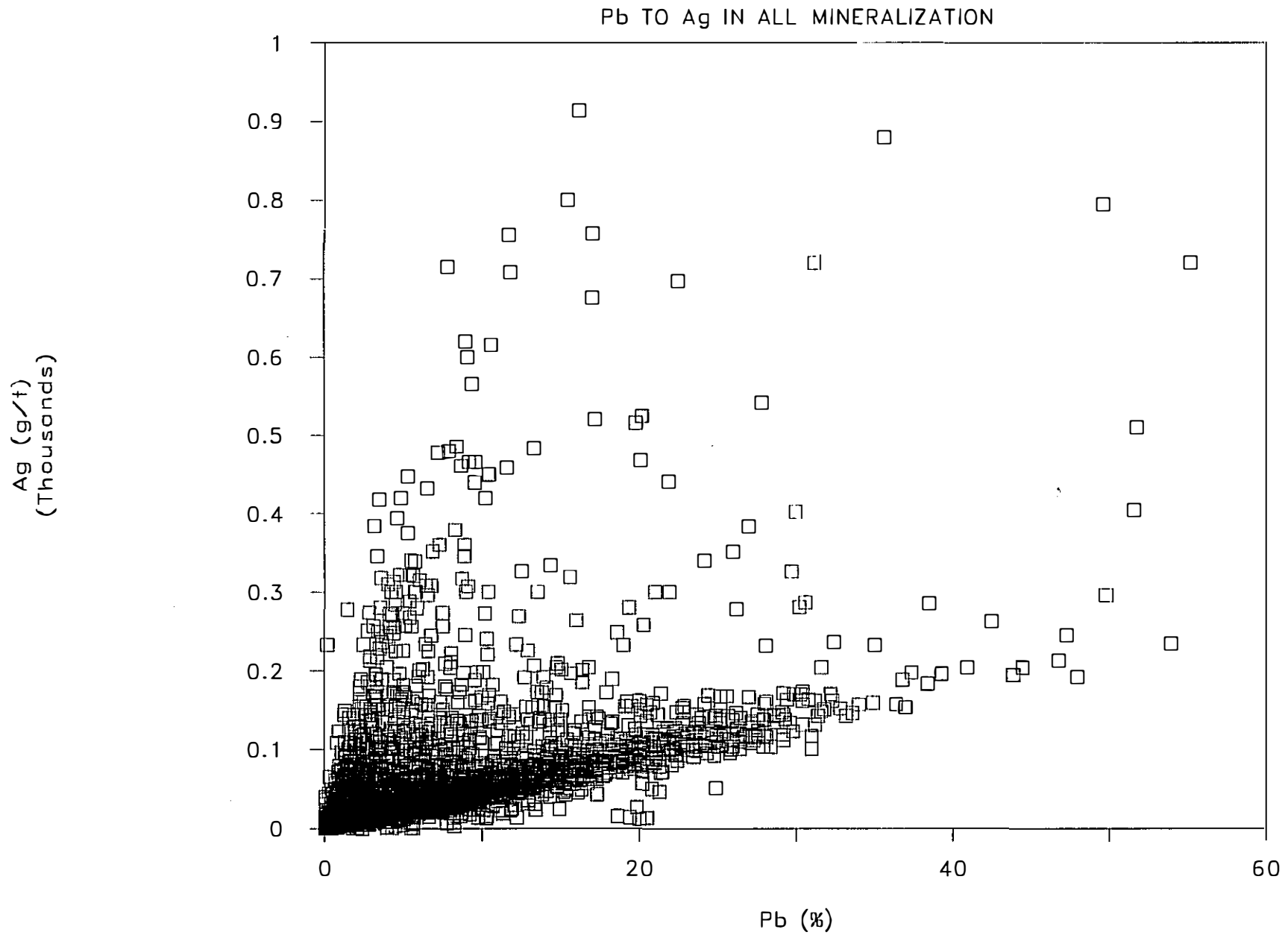


Figure T13: Scatter plot of lead to silver grades in diamond drill core samples. N=6177 samples.

trend (approximately 50g/t Ag to 1% Pb). The reason for this relationship is unknown but the two trends are approximately the average ratios found above (the 5:1 trend) and below (the 50:1 trend) the metal ratio transition noted previously. The higher trend (50:1) may reflect the variable presence of a more silver rich galena or another silver rich mineral phase. There is considerable scatter between the two trends. There is no clear relationship between silver and lead zinc ratio (Figure T14) although some more silver rich ores also tend to be relatively more lead rich.

Figures T15 to T23 show the distribution of lead, zinc and silver ratios on the same cross sections portrayed in Figures T7 to T10. There is a weak tendency for samples with the 50 to 1 silver to lead trend to occur deeper and more easterly in the system than those with the 5 to 1 trend (Figures T15-T17). The lead zinc ratio shows a similar though much weaker trend (Figures T20-T23) with more zinc predominant mineralization at depth.

MINERAL INVENTORY CALCULATION

The August 1992 Jewel Box Hill mineral inventory is a sectional polygonal calculation using all drill holes completed before August 1, 1992. Drill hole data is stored in a PC-XPLOR database (Gemcom Services Inc.) designed for this project.

Previous Work

Several previous mineral inventory or reserve estimates have been prepared for the Jewel Box Hill ore deposit. The principal ones since 1989 are:

- 1) Roscoe Postle Associates (1990) estimated the in-situ reserve for the feasibility study (Table I). The Main and East Zones were estimated in that calculation but not in this inventory. Sections north of and including 1200N were included in the Roscoe Postle study.

The Roscoe Postle work used different zone names, thus a zone to zone comparison is not practical. The parameters differ from this inventory in a number of respects; the minimum thickness was 2m versus 2.2m for this work., assays were weighted for length and specific gravity. Perhaps the most important difference was that the density used for conversion of volume to tonnage and weighting of blocks was based on the averages of the various experimentally determined pulp S.G.'s. It is not known if a reduction of the pulp S.G. was taken nor is it readily determined what the average density is. Another important difference is that, due to the restricted drilling at that time, the geological interpretation was much more simplified than it is today and zones were attributed a larger area of influence.

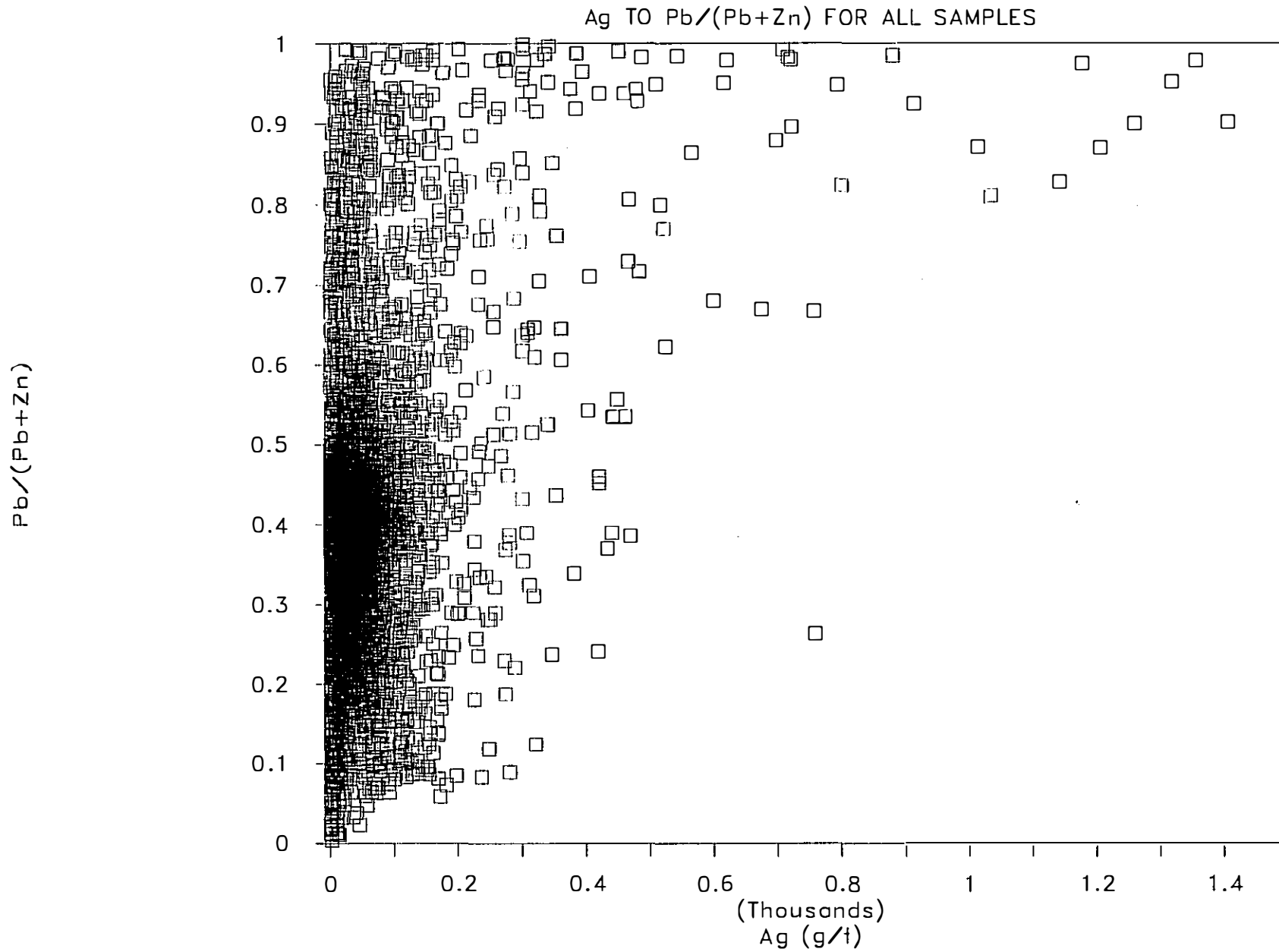


Figure T14: Scatter plot of silver grade to lead-zinc ratio in drill core. N=6177 samples.

Section 1300 - Ag/Pb distribution

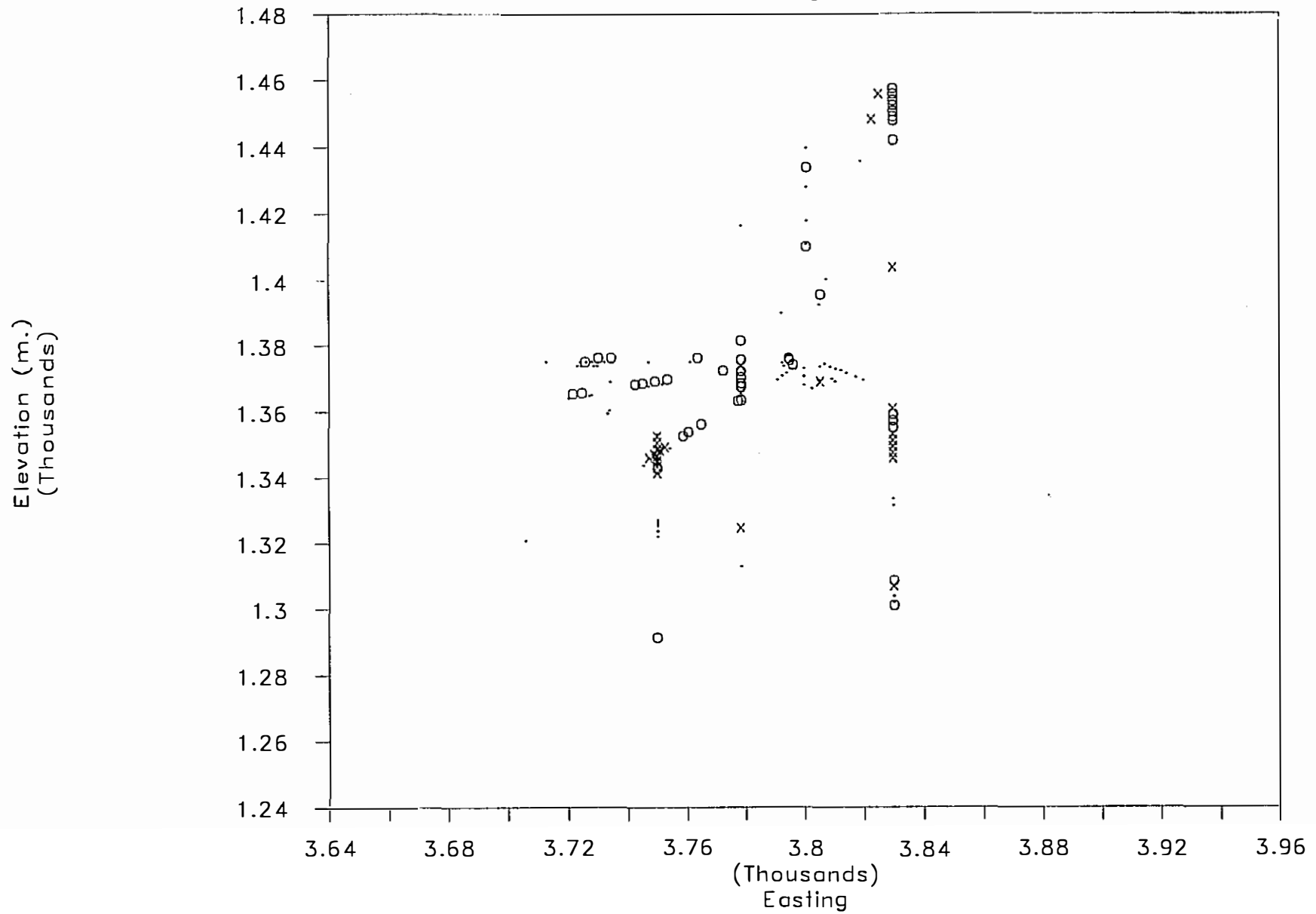


Figure T15: Symbol plot showing Ag-Pb ratio distribution on Section 1300 (Figure T7). More silver rich ores are found at deeper levels.

Legend: x = Ag/Pb < 5 · = Ag/Pb 5 to 25 o = Ag/Pb > 25

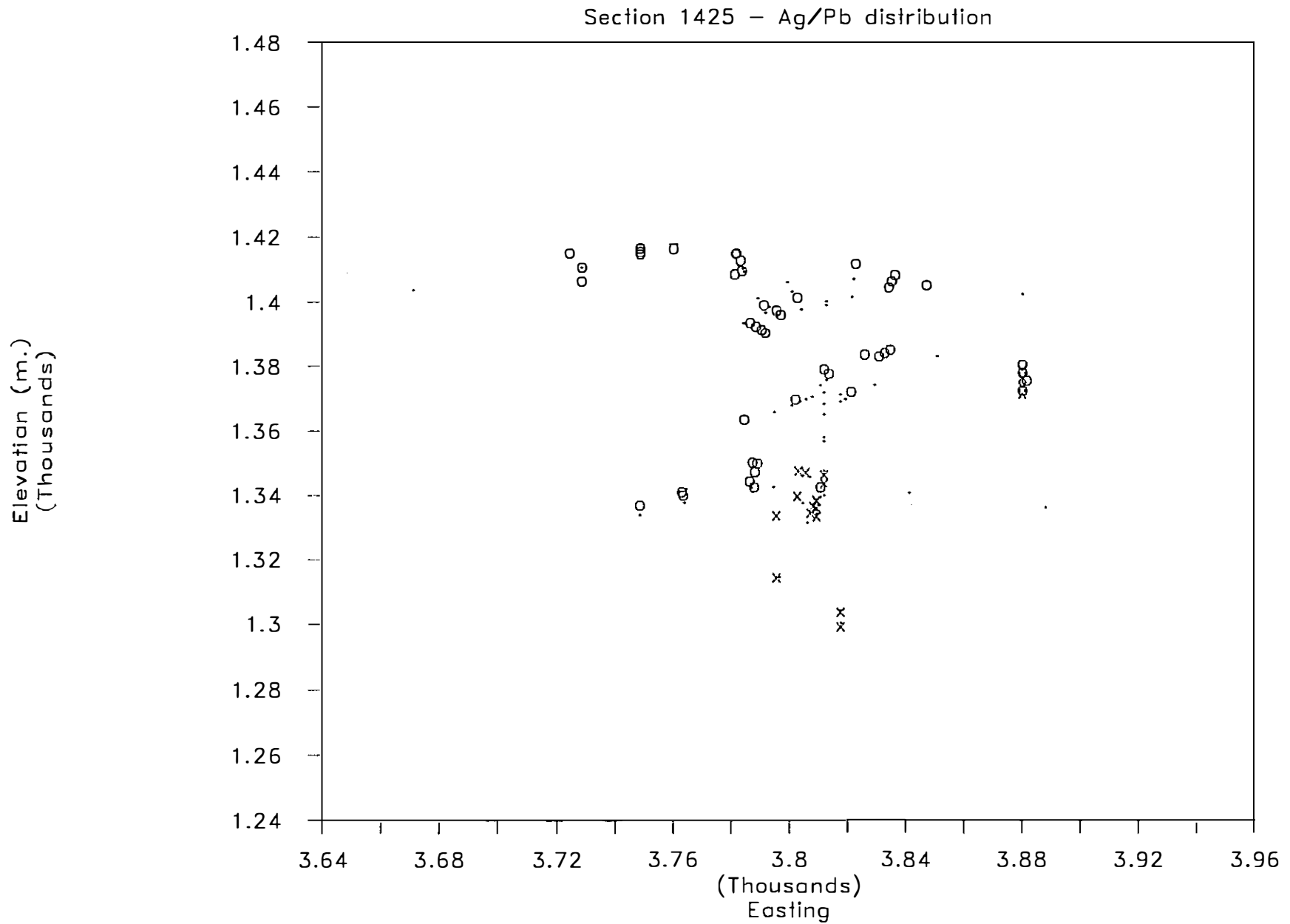


Figure T16: Symbol plot showing Ag-Pb ratio distribution on Section 1425 (Figure T8). Again, deeper ores are more silver rich and the boundary appears to rise toward the east.

Legend: x = Ag/Pb < 5 · = Ag/Pb 5 to 25 o = Ag/Pb > 25

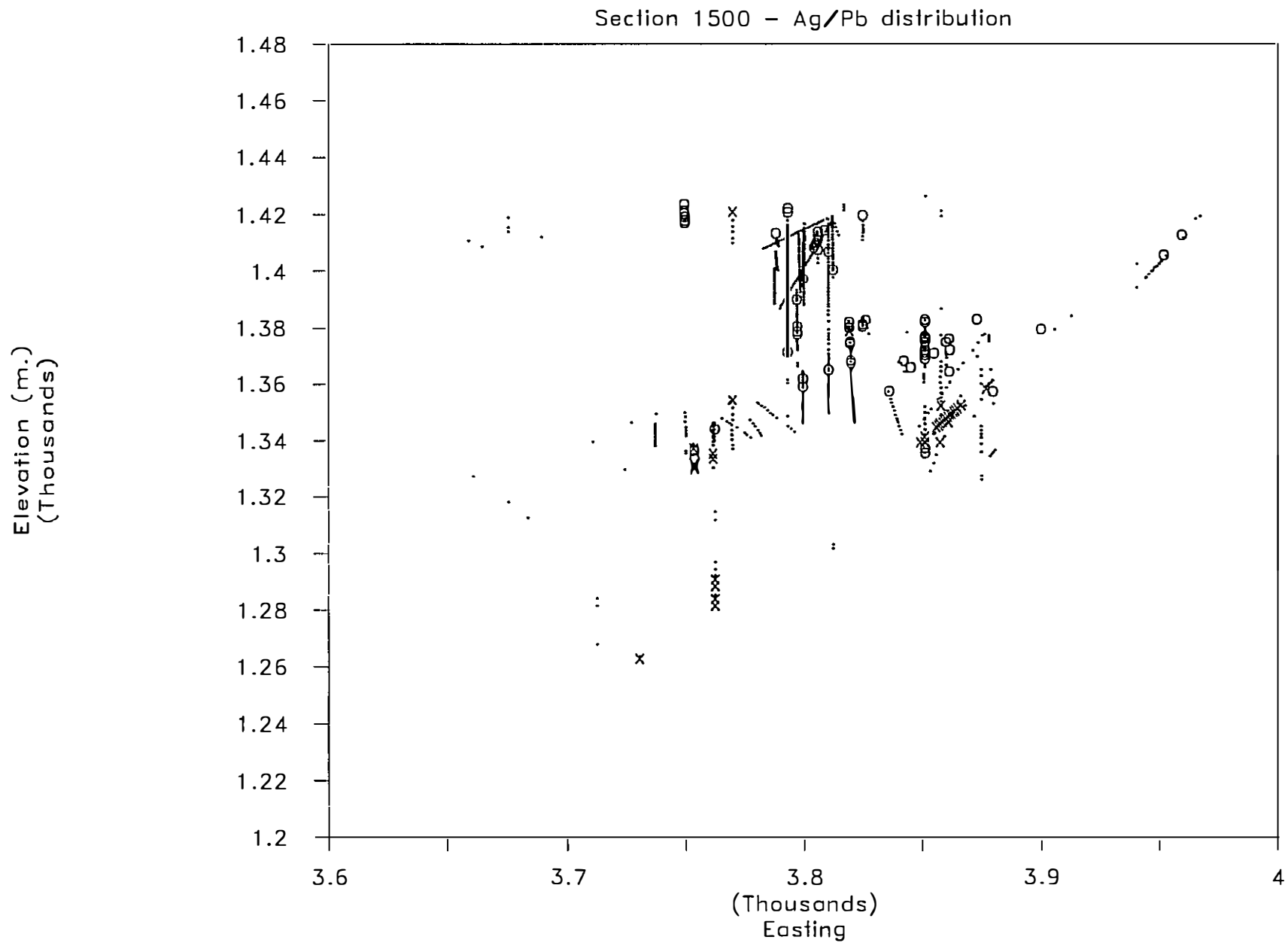


Figure T17: Symbol plot showing distribution of Ag to Pb ratio on cross section 1500N (Figure T9). Although weak, the general tendency for more silver rich ores to occur deeper and more easterly is apparent.

Legend: ○ = Ag/Pb > 50 · = Ag/Pb 4 to 50 x = Ag/Pb ≤ 4

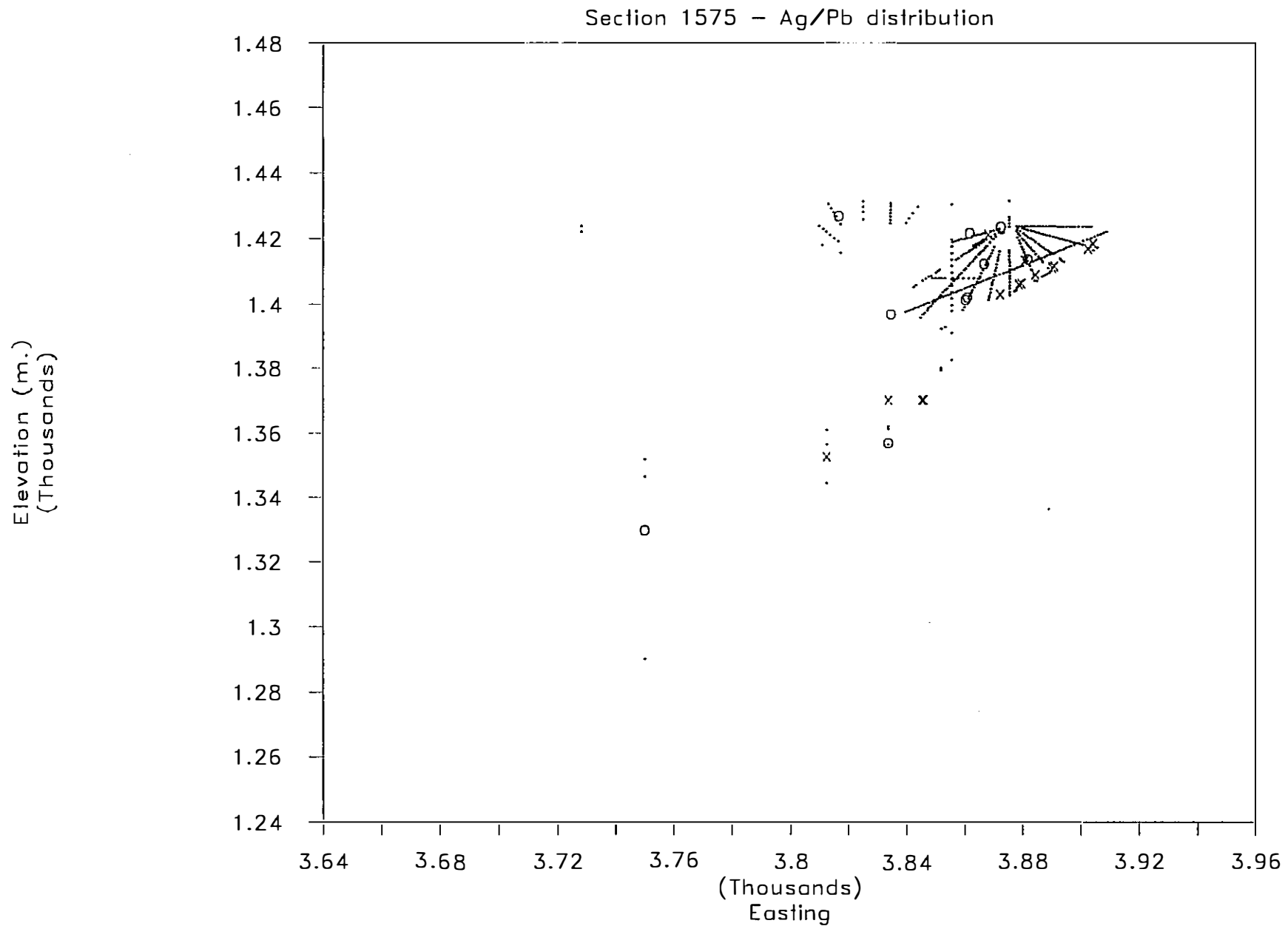


Figure T18: Symbol plot showing distribution of Ag to Pb ratio (in grams per tonne/percent) on cross section 1575N (See Figure T10 for geology). A ring of silver rich ore appears to follow the bottom of the JBI Pod.

Legend: x = Ag/Pb < 4 . = Ag/Pb 4 to 25 o = Ag/Pb > 25

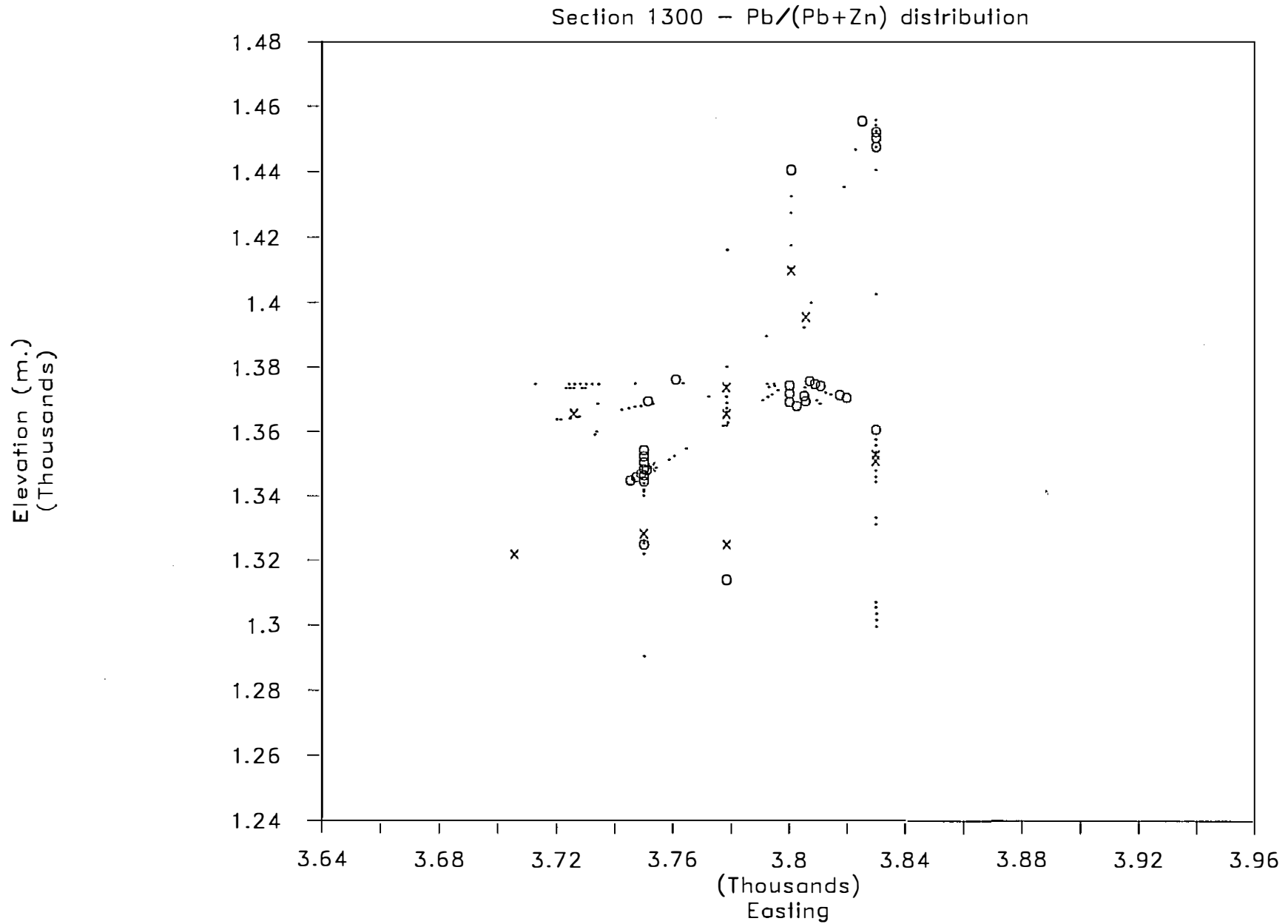


Figure T19: Symbol plot of lead-zinc ratio for cross section 1300N (Figure T7). No trends are obvious.

Legend: x = Pb/Pb+Zn < 0.25 . = Pb/Pb+Zn 0.25 to 0.60 o = Pb/Pb+Zn > 0.60

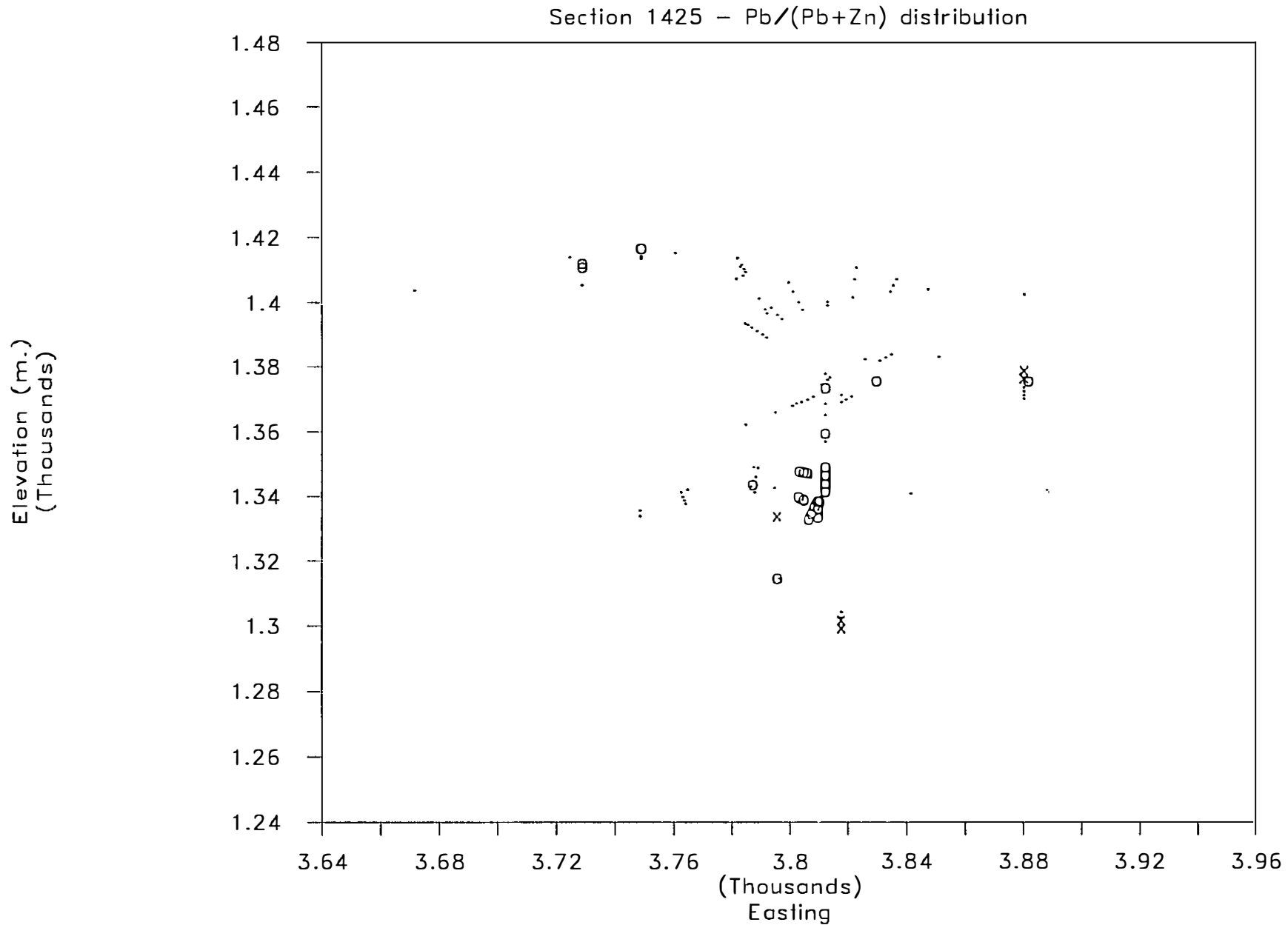


Figure T20: Symbol plot of distribution of lead-zinc ratio for section 1425 (Figure T8). No clear trends are apparent.
 Legend: x = Pb/Pb+Zn < 0.25 · = Pb/Pb+Zn 0.25 to 0.60 ○ = Pb/Pb+Zn > 0.60

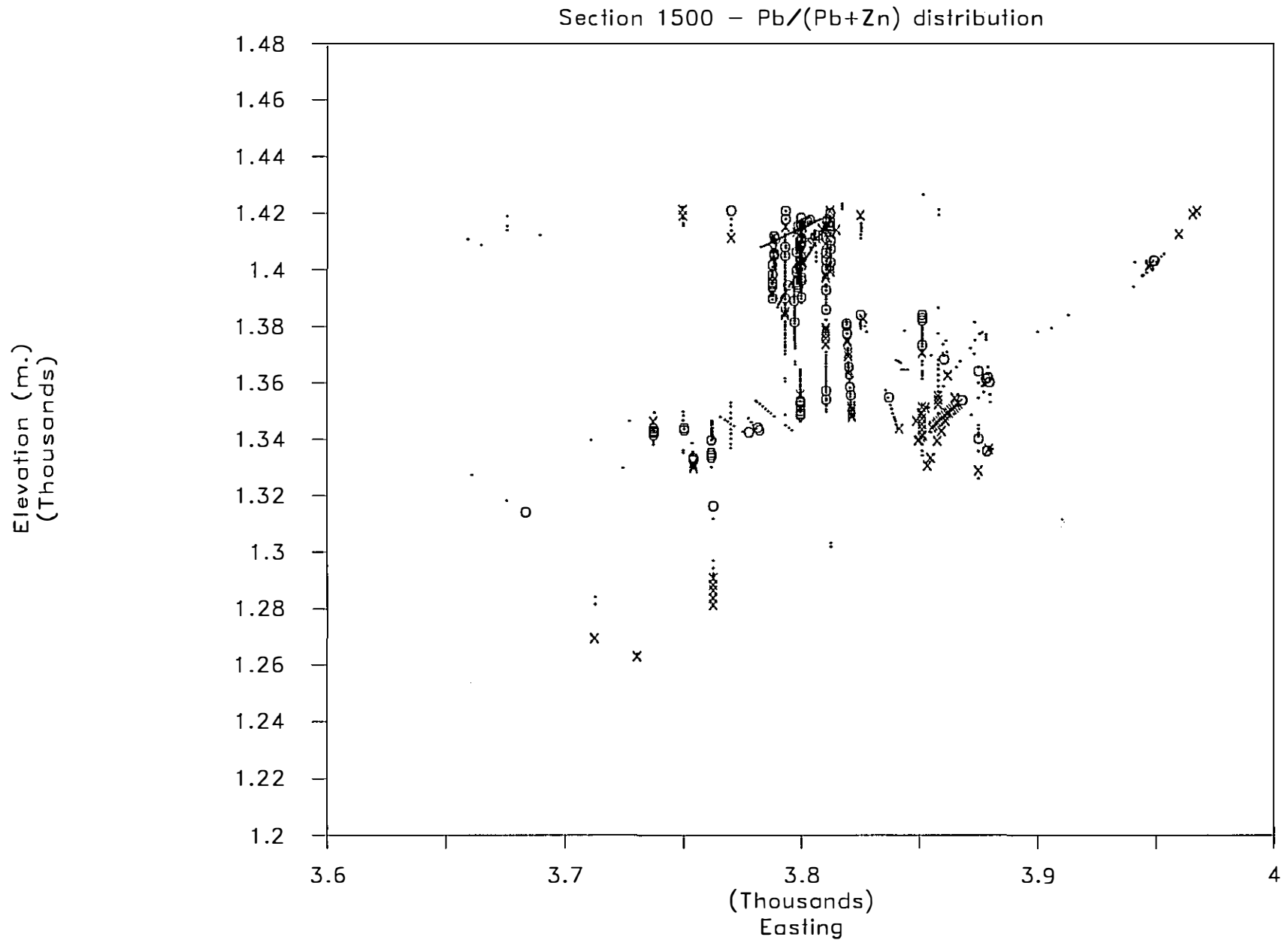


Figure T21: Symbol plot showing distribution of Pb to Pb+Zn on cross section 1500N (Figure T9) Jewel Box Hill. Although overlap is extensive the more zinc rich ores appear to be deeper and more easterly like the more silver rich ores.

Legend: x = Pb/Pb+Zn < 0.25 . = Pb/Pb+Zn 0.25 to 0.60 o = Pb/Pb+Zn > 0.60

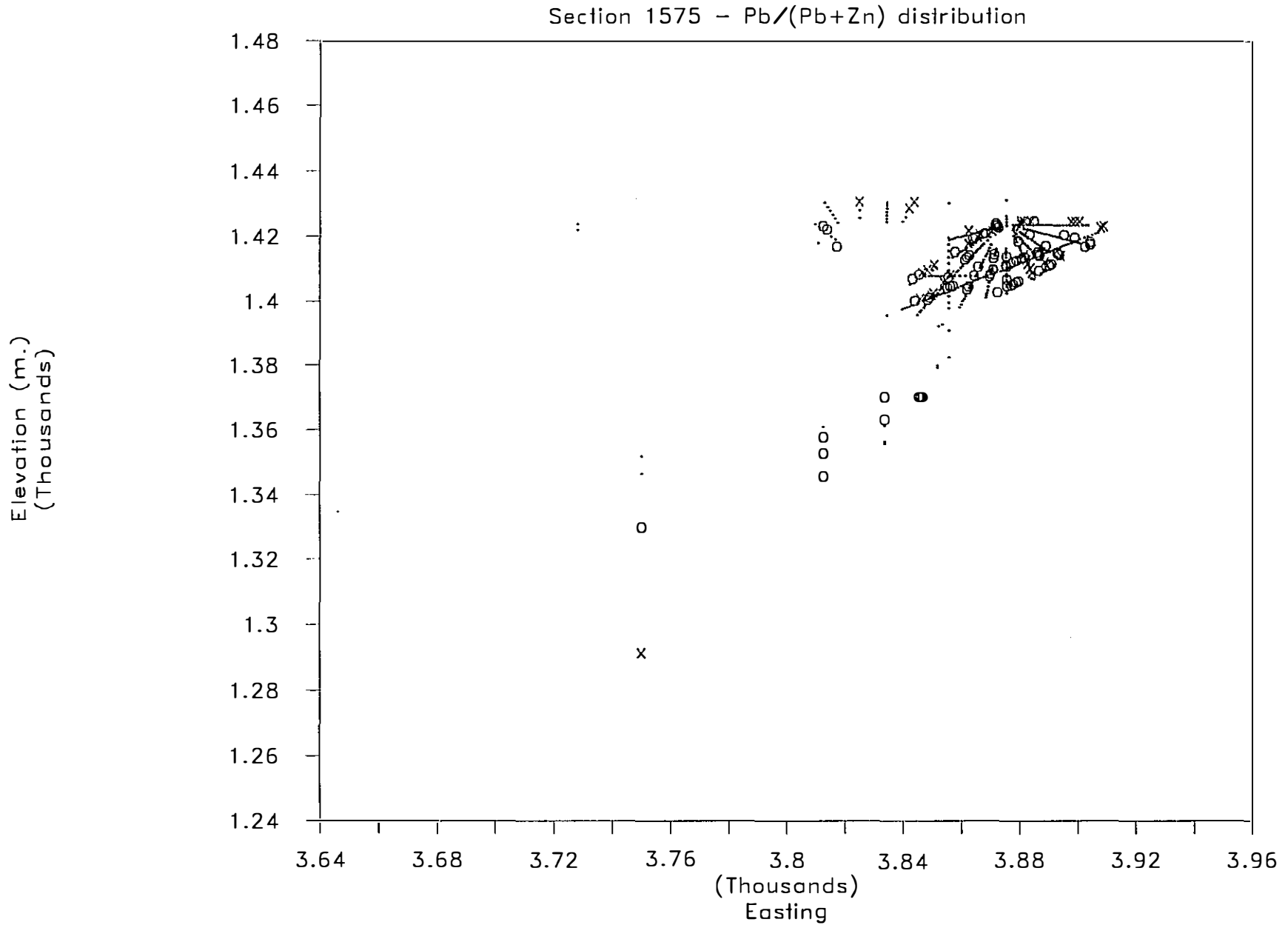


Figure T22: Symbol plot showing distribution of Pb to Pb+Zn on cross section 1575N (Figure T10) Jewel Box Hill. No trend is apparent.

Legend: x = Pb/Pb+Zn < 0.25 · = Pb/Pb+Zn 0.25 to 0.60 ○ = Pb/Pb+Zn > 0.60

TABLE I
FEASIBILITY STUDY "GEOLOGICAL RESERVE" - R.P.A. 1990

	PROVEN				PROBABLE				POSSIBLE			
	Tonnes	Pb	Zn	Ag	Tonnes	Pb	Zn	Ag	Tonnes	Pb	Zn	Ag
Main Zone Open Pit	75,000	16.9	18.8	89	43,000	7.8	10.8	45				
JB Hill Open Pit					194,000	9.6	14.3	56				
JB Hill Underground					1,254,000	7.7	12.6	72	315,000	6.5	9.4	83
Total Sulphide	75,000	16.9	18.8	89	1,448,000	8.0	12.8	70	315,000	6.5	9.4	83
JB Hill Oxide					398,000	9.0	13.7	64				
East Zone Oxide					129,000	5.4	7.3	247				
Total Oxide					527,000	8.1	12.1	109				

**Total JB Hill Sulphide Proven + Probable
without Main and East Zone**

	Tonnes	Pb	Zn	Ag
JB Hill Pit	194,000	9.6	14.3	56
JB Hill U.G.	1,254,000	7.7	12.6	72
	1,458,000	7.9	12.7	69.4

**Total JB Hill Sulphide Proven + Probable
+ Possible without Main or East Zone**

	Tonnes	Pb	Zn	Ag
Proven + Probable	1,458,000	7.9	12.7	69.4
Possible	315,000	6.5	9.4	83
	1,773,000	7.7	12.1	71.8

- 2) In mid 1991, the start of mining, in-situ for reserve was estimated by the Geology Department at the minesite. The mineral inventory (then termed in-situ reserves) quoted is summarized in Table II.

The details of this reserve calculation are no longer on record, however the work took advantage of additional drilling to about May 1991 which included fill-in drilling on JB1 Pod, Chimney and locally on the JB1. The true nature of ore zones, their contact relationships and continuity was gradually becoming apparent at that time. The total drilling on Jewel Box Hill used for that estimate was 32,954m in 467 holes or approximately 10,000m more than the previous calculation. At the time of the reserve estimate, only 11,000 tonnes had been removed from the Chimney, JB1 Pod and JB1 as a result of pre-production development.

- 3) In late 1991 a geological interpretation for the start of 1992 reserve was carried out. This work used various methods to calculate the various zones including 5m levels on JB2W, JB1 Pod and Chimney; plan polygons for JB1, M2, M2 and J1 and sectional polygons for JB2E and FW. The results are listed in Table III and recast in terms compatible with this inventory. This inventory extended south to 1250N.

The start of 1992 reserve estimate took advantage of geological observations underground to late 1991 and the first phase of the extensive underground drill program began in the third quarter of 1991. In all there was approximately 5,000m additional core available at that time. Of that drilling, 1,700m was from peripheral surface exploration holes; thus the drilling database was only marginally improved over the previous work.

Since the start of 1992 reserve calculation was done there has been approximately 22,200m of additional drilling in 505 holes, the drilling information has been accumulated in an on-site computer database and digitized cross and longitudinal section geology has been updated from time to time but there has been no further comprehensive mineral inventory.

Drill Hole and Assay Database

A new PC-XPLOR drill hole database, called PXDBJR, has been prepared for all the Jewel Box surface and underground drill holes completed before August 1, 1992. Collar coordinates and header data, downhole deviations, lithology data, and assays were transferred from the Sä Dena Hes minesite PC-XPLOR database to this database. This database contains additional tables for composite intervals and calculated composites. The database contains 1054 drill holes. Of the holes in the database, 140 totalling 13,271m were drilling by Canamax or previous owners. The database contains an additional 191 surface and underground holes totalling 13,630m drilled after the purchase

TABLE II
START OF MINING "GEOLOGICAL RESERVE" - BY MINE STAFF

	PROVEN				PROBABLE				POSSIBLE			
	Tonnes	Pb	Zn	Ag	Tonnes	Pb	Zn	Ag	Tonnes	Pb	Zn	Ag
Main Open Pit	75,700	12.6	16.1	71								
Main Underground	18,810	12.1	12.9	64								
J1									71,770	5.6	9.8	28
JB1	189,660	7.2	11.2	34	164,415	6.3	9.7	34				
JB1 Pod	132,776	9.2	13.4	60								
JB1L					192,771	5.8	9.3	30				
M1					12,950	7.5	10.5	80	68,960	7.5	10.5	80
M2					9,800	5.2	11.9	55	43,990	5.2	11.9	55
FW					44,400	5.4	14.4	69	104,010	5.4	14.4	69
Cbimney	148,128	9.2	13.3	48								
JB2E					142,709	7.9	11.9	150				
JB2-L					17,028	5.5	13.9	45				
JB2W	166,044	8.5	16.4	58								
TOTAL IN-SITU	731,118	8.9	13.8	52	584,073	6.3	10.2	64	288,730	5.9	11.9	59
Stockpile	11,600	2.0	6.0									
IN-SITU+ STOCKPILE	742,718	8.8	13.6	51	584,073	6.3	10.2	64	288,730	5.9	11.9	59
COMBINING THE ABOVE ZONES IN OTHER WAYS (SEE TEXT FOR DISCUSSION):												
TOTAL IN-SITU MINERALIZATION WITHOUT MAIN ZONE												
	636,608	8.42	13.50	48.9	584,073	6.28	10.23	64.1	288,730	5.9	11.9	59
TOTAL IN-SITU MINERALIZATION WITHOUT MAIN ZONE, POD OR CHIMNEY												
	355,704	7.81	13.63	45.2	584,073	6.28	10.23	64.1	288,730	5.9	11.9	59
	PROVEN + PROBABLE				PROVEN + PROBABLE + POSSIBLE							
	Tonnes	Pb	Zn	Ag	Tonnes	Pb	Zn	Ag				
TOTAL IN-SITU SULPHIDE MINERALIZATION	1,315,191	7.76	12.19	57.1	1,603,921	7.43	12.15	57.5				
TOTAL IN-SITU MINERALIZATION PLUS STOCKPILE	1,326,791	7.71	12.14	56.6	1,615,521	7.39	12.10	57.1				
TOTAL IN-SITU MINERALIZATION WITHOUT MAIN ZONE	1,220,681	7.40	11.94	56.2	1,509,411	7.12	11.94	56.8				
TOTAL IN-SITU MINERALIZATION WITHOUT MAIN ZONE, POD OR CHIMNEY	939,777	6.86	11.52	56.9	1,228,507	6.64	11.62	57.5				

TABLE III
START OF 1992 MINERAL INVENTORY - BY MINE STAFF

	PROVEN				PROBABLE				POSSIBLE			
	Tonnes	Pb	Zn	Ag	Tonnes	Pb	Zn	Ag	Tonnes	Pb	Zn	Ag
Main Open Pit	5,132	17.10	22.74	81.9								
Main Underground	20,457	9.87	13.64	55.6								
J1									76,164	4.73	8.00	23.6
JB1	34,594	6.22	11.75	32.3	116,092	7.04	10.61	35.7	88,924	5.02	8.08	29.4
JB1 Pod	122,152	9.11	13.31	49.5								
JB1L					170,142	6.67	10.98	35.7				
M1									75,038	7.21	10.02	83.0
M2									37,457	5.95	14.38	57.5
FW					105,231	5.40	11.88	50.7	19,000	3.07	5.76	43.6
Chimney	86,353	9.42	14.78	55.1								
JB2E					135,982	8.79	13.55	73.5	16,414	6.21	9.70	48.1
JB2W	133,643	8.21	15.73	56.5	16,243	6.67	13.71	75.0	1,345	6.92	14.01	96.1
TOTAL IN-SITU	402,331	8.77	14.43	52.3	543,690	7.03	11.80	49.2	314,342	5.54	9.24	46.3
Stockpile	62,105	10.30	13.50	51.2								
IN-SITU+ STOCKPILE	464,436	8.97	14.31	52.1	543,690	7.03	11.80	49.2	314,342	5.54	9.24	46.3

COMBINING THE ABOVE ZONES IN OTHER WAYS (SEE TEXT FOR DISCUSSION):

TOTAL IN-SITU MINERALIZATION WITHOUT MAIN ZONE	376,742	8.60	14.36	51.7	543,690	7.03	11.80	49.2	314,342	5.54	9.24	46.3
TOTAL IN-SITU MINERALIZATION WITHOUT MAIN ZONE, POD OR CHIMNEY	168,237	7.80	14.91	51.5	543,690	7.03	11.80	49.2	314,342	5.54	9.24	46.3

	PROVEN + PROBABLE				PROVEN + PROBABLE + POSSIBLE			
	Tonnes	Pb	Zn	Ag	Tonnes	Pb	Zn	Ag
TOTAL IN-SITU SULPHIDE MINERALIZATION	946,021	7.77	12.92	50.5	1,260,363	7.21	12.00	49.5
TOTAL IN-SITU MINERALIZATION PLUS STOCKPILE	1,008,126	7.93	12.95	50.6	1,322,468	7.36	12.07	49.5
TOTAL IN-SITU MINERALIZATION WITHOUT MAIN ZONE	920,432	7.67	12.85	50.2	1,234,774	7.13	11.93	49.2
TOTAL IN-SITU MINERALIZATION WITHOUT MAIN ZONE, POD OR CHIMNEY	711,927	7.21	12.53	49.8	1,026,269	6.70	11.53	48.7

of the property and before production began. Since production began, 723 holes totalling 33,362m have been completed (to August 1, 1992) and are included in the database. This inventory is based on 795 holes which fall between sections 1237.5N and 1625N (the other holes are in the Main or East Zones or on the southern periphery of the Hill). These 795 drill holes contain 6,177 assay samples which average 1.4m long (8,902m of assayed core). The exploration phase samples are split NQ or BQ core halves. Since production began, the samples are mostly whole BQ (or smaller) core since the holes are logged, sampled then discarded. Of these samples 4,469 assay intervals (totalling 6,417m of core) from 748 holes are over 8% Pb+Zn. Details of the drilling history and assay sample inventory can be found in Appendices G and H, respectively.

Assaying was completed at a variety of laboratories. The exploration phase samples were analyzed at Rossbacher Labs as documented in the Canamax reports or at Min-En Labs in North Vancouver for Curragh samples. Since production began, most samples have been analyzed at the mine assay lab and a lesser portion at the Northern Analytical Laboratory in Whitehorse.

Locations of all drill holes are recorded using Sä Dena Hes Mine Grid coordinates. The lithology logging code corresponds to the code developed and used by the Sä Dena Hes minesite geologists. The code can be found in Appendix E. The assay table contains analytical results for Pb+Zn, Pb, Zn, and Ag and, in some cases, Pulp specific gravity as well as the lithology and state of oxidation of samples.

Methods and Procedures

Listings of the header, downhole survey, lithology, and assay tables were printed and inspected for internal consistency. Detected errors and problems were checked against the field logs available in Whitehorse or resolved with the help of the SDH minesite geologists. In total about 1 person-week was spent identifying and removing errors and inconsistencies from the database for use in generating and plotting the cross sections. In a few instances sampled assay intervals did not contain any analytical results; the field log estimated grades were utilized in those situations.

Section Preparation

The corrected database was used to generate thirty 1:500 scale vertical cross section plots from 1625.0 N to 1237.5 N. Each cross section extends from 3575.0E to 3950.0E (Figure T5). This includes all the mineralized areas on Jewel Box Hill delineated to date except the Main and part of the East zones (RPA, 1990) and recent intersections on the south end of the Hill (Figure T6). Sections through the central area of the underground workings are spaced every 12.5 metres. Drill hole assay and lithology information was projected orthogonally onto the vertical cross sections. Projection distance is generally 6.25m except as noted below. Assays were displayed as coloured bars adjacent to the drill hole

with different grade ranges of %Pb+ %Zn being shown using different colours (0-2%, 2-4%, 4-8%, 8-16%, 16-32%, 32-100% Pb+Zn). The resulting cross section plots were transferred to AUTOCAD drawings. The drawing files were then edited for legibility by moving overplotted text and symbols. The edited drawings were plotted and used as the base for the geological interpretation of the cross sections.

It was realized early in the generation and plotting of the cross sections that the widely variable orientation of the underground drill holes presented severe display problems. This was especially acute for the drill holes having an azimuth perpendicular to the plane of the section. In many cases several drill holes drilled from the same underground heading resulted in a tangle of lithologies and assays on the cross section. Consequently the PC-XPLOR database design was modified to identify all drill holes with azimuth orientations at the collar that were greater than 20 degrees different from the strike direction of the cross or long sections. The drill holes that were thus tagged were plotted with a projection distance of 2.0 metres on each side of the vertical cross section instead of the full 6.25 metres projection distance. This modification greatly improved the legibility of the resulting sections.

Twenty-three vertical long sections from 3600.0 E to 3950.0 E were also prepared in the PC-XPLOR database. For simplicity, only those drill holes with azimuth orientations within 20 degrees of the long section strike direction were plotted on the long section drawings.

Geological Interpretation

A copy of the Sä Dena Hes minesite GEO-MODEL database was utilized as the base for the sectional geological interpretation. The GEO-MODEL cross sections with the existing geology were plotted at the same scale as the revised drill hole cross section drawings. The earlier geology was then modified to incorporate the newer drilling information available. At the same time the extent and locations of the underground workings on the GEO-MODEL sections were verified and updated to correspond to the extent of underground for August 1, 1992. The GEO-MODEL sections were then edited to correspond to the geological interpretation. By using the existing GEO-MODEL sections the interpretation and digitizing stages could be speeded up because few changes were necessary away from the active areas. At the same time it was possible to remain consistent with the minesite naming conventions for the different ore zones.

The geology outlines were transferred to the reserve outlines section of GEO-MODEL. The mineralized polygon outlines were then uniquely labelled for identification of areas and ore zone names. At the same time each of the underground openings were also uniquely labelled so that these areas could also

be documented. The resulting cross sections are Figures 1 to 60. Figures 1 to 30 show the assays and geological interpretation whereas Figures 31 to 60 portray the inventory polygons and grades.

Each polygon was assigned one of the following material types: ore, low grade, oxide, phyllite, marble or air. Ore and low grade are sulphide bearing skarns above and below 8% Pb+Zn respectively. Oxide includes zones with significant oxidation. Oxide, thus defined, has been excluded from the inventory but some ore zones, include subordinate oxidized sub-zones or dispersed weak to moderate oxidation. The amount of oxidation varies from place to place but ore as a material type is dominantly sulphide generally with only a few percent oxidation.

The JB1 and Pod zones contain an average of 10% oxide or greater. These sections were also transferred to AUTOCAD drawings. The long sections were not fully interpreted for this mineral inventory calculation.

After the cross sections were edited, the intersections of cross section geology with each of the long sections was generated. These interpolated geology intersections were then transferred to the vertical long section drill hole drawings and a crude interpretation done. Time did not allow the inconsistencies between cross sections revealed by the long sections to be remedied, however mostly changes in elevation from section to section are involved. The compiled long section drawings were then used to verify the strike length of the mineralized polygons in the cross section interpretation. The long sections are not included with this report.

Time did not permit the iteration between cross and long sections so important in resolving structural detail in a complex deposit such as this. This is a major limitation of this mineral inventory. One will note that although faults are important for ore control, none are shown on the sections. This is due to lack of familiarity with the deposit structure and general lack of consistent structures on the pre-existing sections. The interpretation was also not able to take advantage of the many underground face and wall maps as this information is not compiled. Seven level plans were interpreted in a very cursory fashion (Figures 67 to 73). This work mainly tended to highlight the difficulties in section to section correlation rather than resolve them as would have been possible with more time. Perhaps the most significant limitation on the interpretation is the fact that due to time constraints it was not done by the minesite geologists who are familiar with the geological details of Jewel Box Hill. The close spacing of sections and dense drill pattern limits the importance of all of these deficiencies when it comes to estimating ore volume and grade.

Composite Calculations

The assay intervals for each drill hole were desurveyed to give x, y, z coordinates for the centre of the interval. These x,y,z values were then used to assign a cross section and long section name to each assay. Printouts of all assays corresponding to a particular cross section were then prepared. The assays for each drill hole were then grouped so that they would correspond to the interpreted outline of each mineralized zone on the particular cross section. In most cases more than one hole is included in a mineralized block. This is done to simplify interpretation and calculations and is reasonable since the range of influence of individual holes is not likely to be large. Each grouped intersection was assigned the name of the mineralized zone and a unique polygon number for that particular cross section. The target minimum thickness for compositing was 2.2m and the cutoff grade was 8% Pb+Zn in order to be consistent with previous work. In general, thin skarn zones were composited if correlated with larger zones. Waste intervals were separated out if correlatable and over 3m thick, otherwise they were combined with the Pb-Zn bearing interval. Thin high grade intersections were diluted out to 2.2m and carried if still above the 8% cutoff. This dilution was done on a spreadsheet by comparing drilled thickness to grade, thus some adjacent thin zones will have been diluted down rather than combined. This is not likely to significantly impact grade overall. The resulting drill hole interval to be composited was then entered into the appropriate table of the PC-XPLOR database. Length-weighted composites for %Pb, %Zn, and g/t Ag were calculated by PC-XPLOR for these designated intervals. No account was taken of core recovery or density during weighting. %Pb+Zn for each drill hole composite interval was then summed from the calculated %Pb and %Zn composite values. The cross section labels and polygon labels for each composite were transferred to the table containing the calculated composites. No special treatment was given to strongly anomalous assay values before compositing as this has been the practice with previous calculations. There are several cases where high silver analysis influence large amounts of material (FW zone in particular), clipping to a lower level may have been appropriate in this case.

An ASCII file suitable for importing into a SYMPHONY spreadsheet was then created from the PC-XPLOR composite table. Selected intervals reflecting a variety of data organization situations (Missing data etc.) were checked by hand and the PC-XPLOR calculations were found to be correct.

Tonnage and Grade Calculation

Within a SYMPHONY spreadsheet each of the individual drill hole composites for each sectional polygon outline were then combined to give a single length-weighted, overall composite for that mineralized polygon. This combined composite interval was utilized in the sectional grade and tonnage calculation.

The composited assays are tabulated in Appendix A and an example of the calculation of several of the block average grades is shown in Appendix B.

A second spreadsheet was used to tabulate cross section polygon areas and grades and to calculate inventory block volume and tonnage of various materials. The data used in this spreadsheet are shown in Appendix C.

Volumetrics were calculated by multiplying digitized cross sectional polygon areas (reported by GEOMODEL) times a length of influence of 12.5m (the section spacing) and a factor (called "strike adjustment" in Appendix C) related to sectional spacing and expected projection of ore zones. This factor is normally 1 except for sections 1250N (= 1.5), 1275N (= 2) and 1300N (= 1.5) since sparse drill control did not warrant 12.5m spaced sections in that area. The base factor was decreased or (rarely) increased to account for zones which pinch rapidly perpendicular to the cross sections as interpreted on the long sections. This was done to respond to the known EW bias to many zones. To convert volume to tonnage, average densities were used. These are:

Ore	3.2
Low grade	3.2
Marble	2.9
Phyllite	2.7
Oxide	2.5
Air or uncertain	0

Pulp specific gravity was determined for many of the samples from the exploration drilling but have not been used in this study. The pulp specific gravity values generally confirm the average specific gravity used in the tonnage calculation once a 5 to 10% allowance for porosity is made (Figure T23). The data also shows a positive relationship between Pb+Zn grade and density as would be expected.

These densities reflect past use and are generally supported by production experience. The ore density is probably too low for in-situ high grade skarn but when ore is diluted this bulk density is apparently acceptable. There is little justification for the oxide density but this is not an important parameter at this time. Marble and phyllite densities used are from textbook ranges.

Blocks were coded for their thickness. Blocks were coded as "thin" if their average true thickness was less than 2.2m. This was done to allow the option of deleting thin zones that may not be practical to mine, yet still passed the minimum thickness cutoff criteria noted previously and to allow deletion of thin zones giving thick drill intersections due to geometry of the intersection.

The block grades were averaged by weighting on tonnage of the block to arrive at a subtotal by section, ore zone or a total for the entire deposit.

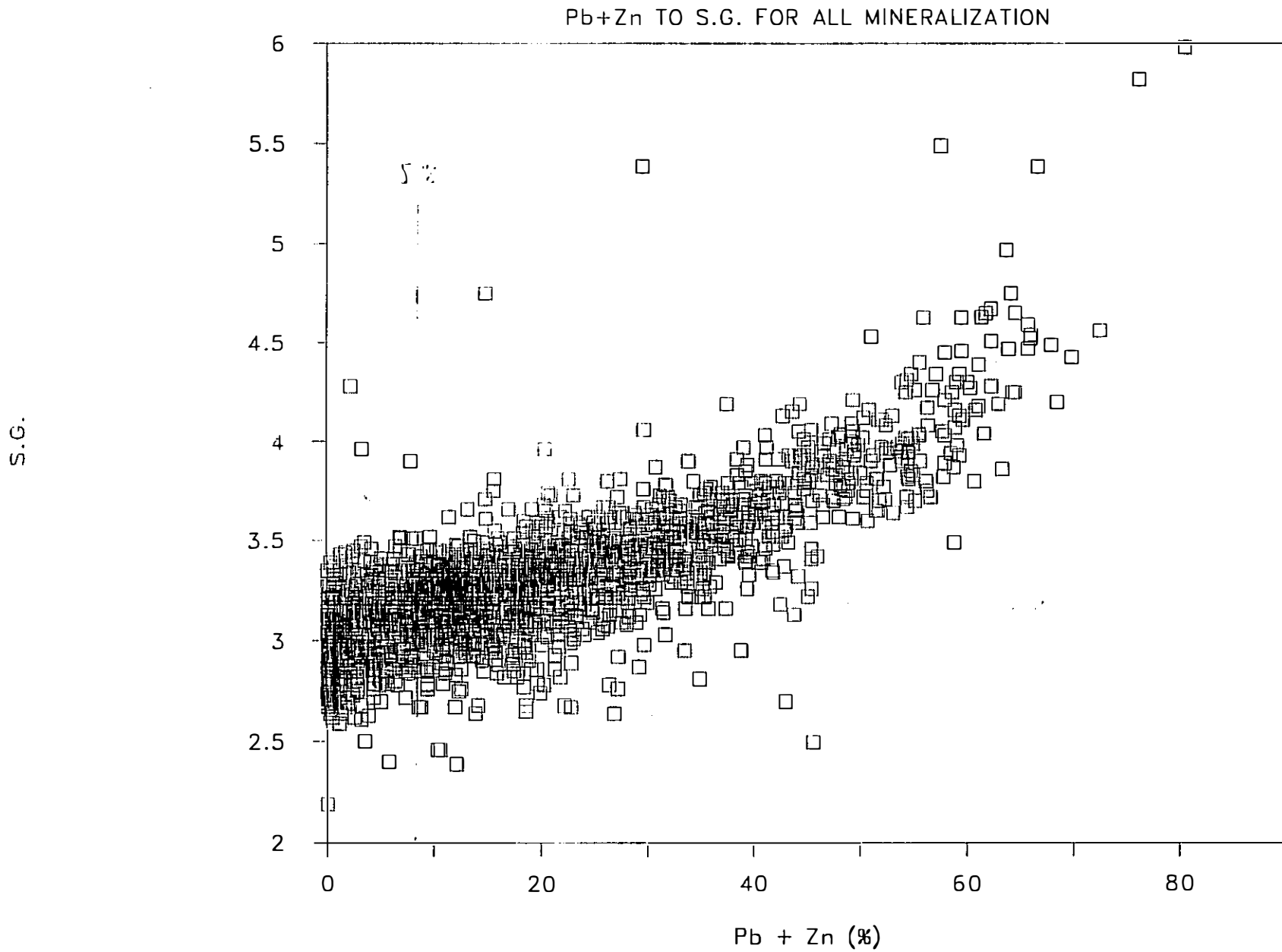


Figure T23: Scatter plot showing relation of pulp S.G. to Pb+Zn for 1989 exploration core assays. N=2448 samples.

The sectional method employed has significant limitations which have been accepted since time did not allow a more thorough analysis. It is the authors view that most zones would be best assessed by 5m level plans with assay composites by level. A notable exception to this generalization is the JB1 zone which is best handled by projection onto a subhorizontal plane. There has been considerable difficulty accurately representing the quantities already mined using the sectional method, thus the quantity remaining is also difficult to present except by subtraction of production. Two zones were not intended to be estimated in this study, Chimney and JB1 Pod, as both had already been well quantified and no further work was necessary. The Chimney is not at all suitable for the sectional method as it is very sensitive to assumptions. The JB1 Pod is, however, suitable. Both these zones were however quantified as all composites and all mineralization had to be accounted for to avoid double accounting for material or leaving some out entirely. The Pod provides a useful check on the precision of the method as it has been previously well quantified using the level plan approach.

Underground workings as of August 1, 1992 are shown on the sections and on five composite level plans (Figures 62 to 66). All openings were separately digitized on the sections and entered on the tonnage and grade spreadsheet where they are marked by a flag to indicate excavated material. It was thus possible to estimate the material mined and remaining as well as the total in-situ mineralization.

All geological interpretation (with the exception of level plans) and database management, section plotting and composite calculation was done by L.C. Pigage. The calculation of final tonnage and grade from this data was done by G.A. Jilson, who also wrote most of this report.

Ore Classification

Blocks were also classified as "A" or "B" to reflect the certainty of their definition. Blocks coded as "A" generally have three or more drill holes spaced 6 to 10m apart and are near an underground opening. Underground excavation generally has established acceptable continuity for the interpreted mineralization in the general vicinity. This material thus shows demonstrated continuity or reasonably interpreted continuity and a good sample basis so that it is consistent with the definition of probable ore of National Policy 2A. Some Proven material is included in class "A"; however this is generally restricted to pillars and no attempt has been made to distinguish between proven and probable mineralization. Class "A" is thus "undifferentiated proven and probable" mineralization.

Class "B" blocks are based on limited or more widely spaced drilling and/or are remote from underground workings. This material does not have reasonably assumed continuity, thus is termed "possible mineralization" following the sense of national policy 2A.

Results

Combined "Proven plus Probable" or "A" and "Possible" or "B" mineralization has been reported as this is the practice at Să Dena Hes due to the complexity of the ore zones and the rapidity with which ore is defined by drilling then mined. Separate tabulation of "A" and "A+B" mineralization is also provided.

Total In-Situ Mineral Inventory

All zones have been quantified both within and outside of underground openings, thus a total global inventory before any mining can be given for comparison to the previous work.

The total in place undiluted mineral inventory for sulphide ore excluding the Chimney and Pod is:

	Tonnage	Pb+Zn	%Pb	%Zn	g/t Ag
Proven+Probable	666,000	20.7	7.5	13.2	61
Possible	<u>416,300</u>	<u>16.3</u>	<u>6.0</u>	<u>10.3</u>	<u>65</u>
Total	1,082,300	19.1	7.0	12.1	62

Table IV gives the total undiluted in-situ inventory by zone for (i) the total for all zones; (ii) only those zones intended to be inventoried (i.e. no the Chimney or Pod) including the new AB zone and (iii) only those zones estimated previously. The production since start of mining must be removed from these estimates.

In addition to this material, there is 153,900 tonnes of oxidized material (both class A and B) averaging 6.7% Pb, 8.2% Zn and 63 g/t Ag (above 0% cutoff) plus another 42,000 tonnes of oxide material that is too far from drill holes to receive a grade assignment.

Low grade material, sulphide bearing skarn (both class A and B) below the 8% cutoff grade, totals 476,900 tonnes averaging 1.3% Pb, 1.8% Zn, 29 g/t Ag plus another 85,000 tonnes not assigned grades. Low grade skarn between 4 and 8% Pb+Zn totals 118,300 tonnes averaging 1.9% Pb, 3.6% Zn and 25 g/t Ag. Only 32,500 tonnes of skarn is between 6 and 8% Pb+Zn (averaging 2.5% Pb, 4.8% Zn, 29 g/t Ag).

The total inventory of all zones and all classes by block exclusion cutoff is summarized in Table V and Figure T24 and T25.

If no strike adjustment were made the total class A and B in-situ inventory above 8% Pb+Zn for all zones would be 1,471,800 tonnes averaging 7.6% Pb, 12.5% Zn and 64 g/t Ag compared to 1,321,700 tonnes, thus a decrease of 10.2% in

Table IV
 Sa Dena Hes Mine - Jewel Box Hill Ore Deposit
 Summary of pre-mining in-situ mineral inventory
 undiluted sulphide mineralization above 8% Pb+Zn, Both thin and thick zones, Sections 1237 to 1625 inclusive

Zone	Proven + Probable				Possible				Proven + Probable + Possible			
	Tonnage (tonnes)	Pb (%)	Zn (%)	Ag (g/t)	Tonnage (tonnes)	Pb (%)	Zn (%)	Ag (g/t)	Tonnage (tonnes)	Pb (%)	Zn (%)	Ag (g/t)
J1	2,600	8.6	7.8	48	14,600	5.7	9.2	29	17,200	6.1	9.0	32
JB1	126,300	7.1	11.3	36	115,900	6.8	10.7	37	242,200	6.9	11.0	36
JB1-L	41,600	8.5	11.5	41	13,200	5.6	9.1	36	54,800	7.8	11.0	40
POD	125,900	10.4	13.9	81	4,700	6.6	10.4	35	130,600	10.2	13.7	79
CHIMNEY	107,600	9.6	14.1	57	1,100	14.9	12.9	66	108,700	9.7	14.1	57
M1	12,500	6.6	8.8	28	12,300	6.4	11.0	32	24,800	6.5	9.9	30
M2	10,900	4.8	7.4	70	4,100	5.5	9.8	38	15,000	5.0	8.1	61
JB2-E	151,700	8.1	12.8	80	18,500	6.0	11.3	57	170,200	7.9	12.6	77
JB2-L	14,800	5.6	12.6	45	10,000	4.3	10.1	89	24,800	5.1	11.6	63
JB2-W	160,200	9.2	16.7	65	19,300	4.8	10.3	43	179,500	8.7	16.0	63
FW	133,400	5.6	12.5	68	162,500	5.1	9.7	55	295,900	5.3	11.0	61
AB	6,500	9.6	18.1	51	40,900	8.8	12.1	227	47,400	8.9	12.9	203
UNKN	5,500	4.2	11.1	54	5,000	4.6	10.4	75	10,500	4.4	10.8	64
TOTAL	899,500	8.2	13.4	63	422,100	6.1	10.3	65	1,321,600	7.5	12.4	64
As above but excluding the Chimney and JB1-Pod:												
Zone	Proven + Probable				Possible				Proven + Probable + Possible			
	Tonnage (tonnes)	Pb (%)	Zn (%)	Ag (g/t)	Tonnage (tonnes)	Pb (%)	Zn (%)	Ag (g/t)	Tonnage (tonnes)	Pb (%)	Zn (%)	Ag (g/t)
J1	2,600	8.6	7.8	48	14,600	5.7	9.2	29	17,200	6.1	9.0	32
JB1	126,300	7.1	11.3	36	115,900	6.8	10.7	37	242,200	6.9	11.0	36
JB1-L	41,600	8.5	11.5	41	13,200	5.6	9.1	36	54,800	7.8	11.0	40
M1	12,500	6.6	8.8	28	12,300	6.4	11.0	32	24,800	6.5	9.9	30
M2	10,900	4.8	7.4	70	4,100	5.5	9.8	38	15,000	5.0	8.1	61
JB2-E	151,700	8.1	12.8	80	18,500	6.0	11.3	57	170,200	7.9	12.6	77
JB2-L	14,800	5.6	12.6	45	10,000	4.3	10.1	89	24,800	5.1	11.6	63
JB2-W	160,200	9.2	16.7	65	19,300	4.8	10.3	43	179,500	8.7	16.0	63
FW	133,400	5.6	12.5	68	162,500	5.1	9.7	55	295,900	5.3	11.0	61
AB	6,500	9.6	18.1	51	40,900	8.8	12.1	227	47,400	8.9	12.9	203
UNKN	5,500	4.2	11.1	54	5,000	4.6	10.4	75	10,500	4.4	10.8	64
TOTAL	666,000	7.5	13.2	61	416,300	6.0	10.3	65	1,082,300	7.0	12.1	62
Including only those zones previously estimated, (i.e. EXCLUDING UNKN AND THE NEW AB ZONE):												
Zone	Proven + Probable				Possible				Proven + Probable + Possible			
	Tonnage (tonnes)	Pb (%)	Zn (%)	Ag (g/t)	Tonnage (tonnes)	Pb (%)	Zn (%)	Ag (g/t)	Tonnage (tonnes)	Pb (%)	Zn (%)	Ag (g/t)
J1	2,600	8.6	7.8	48	14,600	5.7	9.2	29	17,200	6.1	9.0	32
JB1	126,300	7.1	11.3	36	115,900	6.8	10.7	37	242,200	6.9	11.0	36
JB1-L	41,600	8.5	11.5	41	13,200	5.6	9.1	36	54,800	7.8	11.0	40
POD	125,900	10.4	13.9	81	4,700	6.6	10.4	35	130,600	10.2	13.7	79
CHIMNEY	107,600	9.6	14.1	57	1,100	14.9	12.9	66	108,700	9.7	14.1	57
M1	12,500	6.6	8.8	28	12,300	6.4	11.0	32	24,800	6.5	9.9	30
M2	10,900	4.8	7.4	70	4,100	5.5	9.8	38	15,000	5.0	8.1	61
JB2-E	151,700	8.1	12.8	80	18,500	6.0	11.3	57	170,200	7.9	12.6	77
JB2-L	14,800	5.6	12.6	45	10,000	4.3	10.1	89	24,800	5.1	11.6	63
JB2-W	160,200	9.2	16.7	65	19,300	4.8	10.3	43	179,500	8.7	16.0	63
FW	133,400	5.6	12.5	68	162,500	5.1	9.7	55	295,900	5.3	11.0	61
TOTAL	887,500	8.2	13.3	63	376,200	5.8	10.1	47	1,263,700	7.5	12.4	58

Table V

Sa Dena Hes Mine – Jewel Box Hill Ore Deposit
 All sulphide zones , all classes
 total in-situ inventory by block exclusion cutoff grade

% Pb+Zn CUTOFF	ORE TONNES	PB+ZN (wt %)	PB (wt %)	ZN (wt %)	AG (g/t)
0.01	1,807,844	15.38	5.83	9.55	54.3
2	1,638,757	16.84	6.37	10.47	57.6
4	1,445,761	18.67	7.03	11.64	60.4
6	1,354,445	19.60	7.39	12.21	62.9
8	1,323,384	19.89	7.50	12.39	63.7
10	1,264,634	20.40	7.70	12.70	65.2
12	1,203,477	20.87	7.88	12.99	66.1
14	1,036,239	22.11	8.39	13.72	70.5
16	937,851	22.85	8.69	14.16	72.5
18	786,783	23.95	9.12	14.83	75.6
20	660,547	24.84	9.62	15.22	80.3

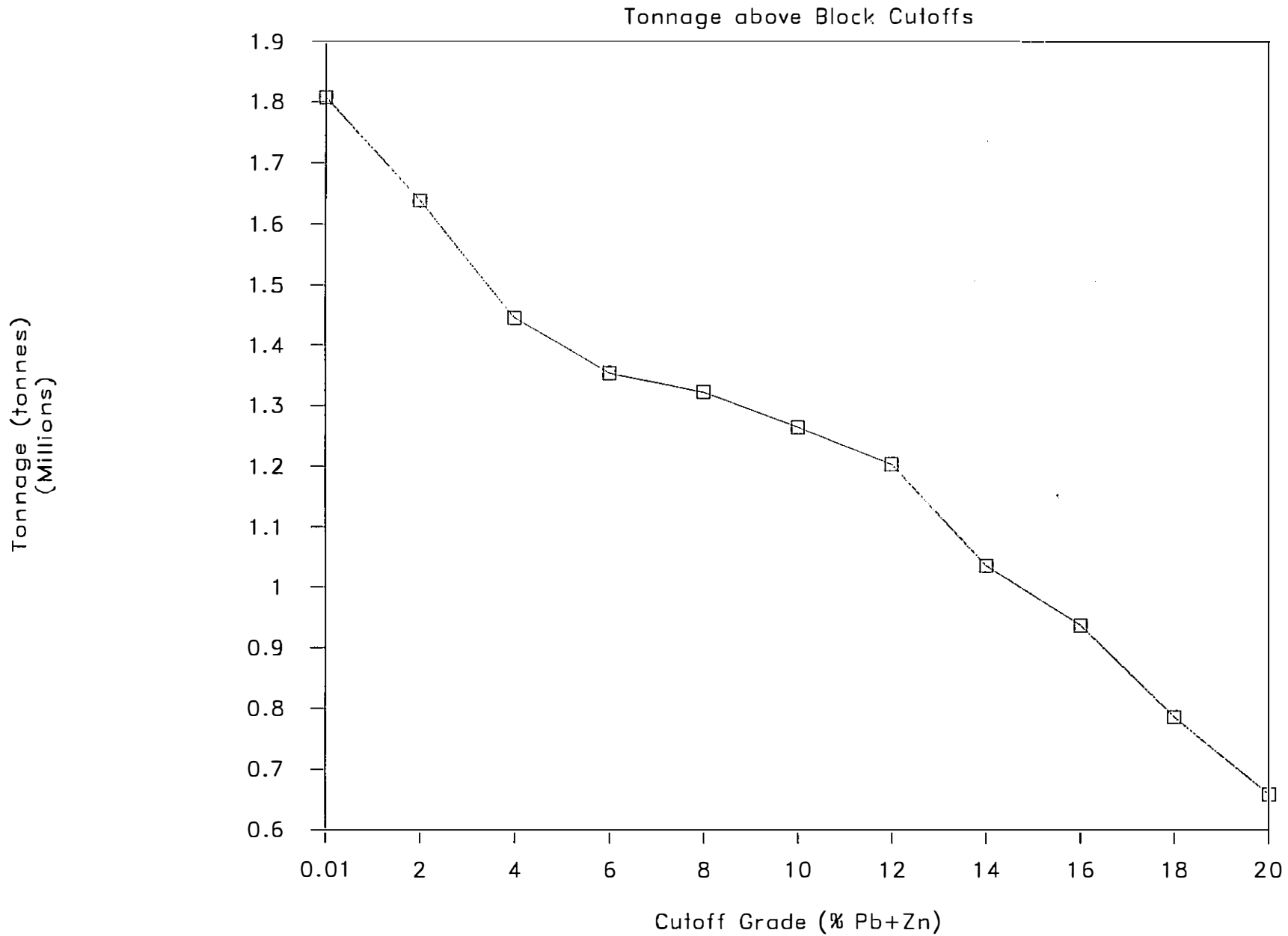


Figure T24: Tonnage above various block exclusion cutoff grades at Jewel Box Hill. This mineralization is in scattered blocks and may not form reasonable contiguous minable blocks.

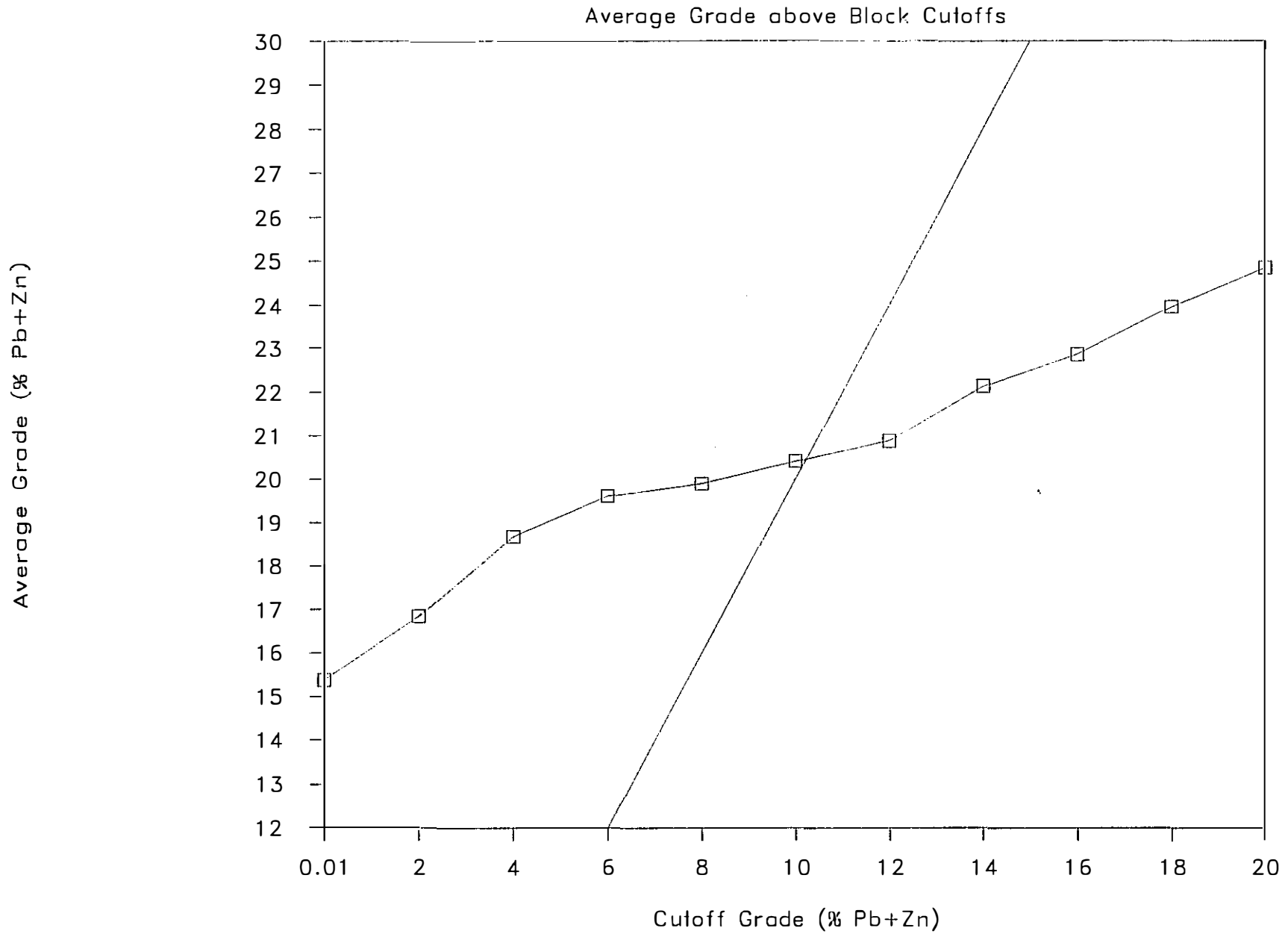


Figure T25: Average grade of blocks above various block exclusion cutoff grades. A line of average grade = 2x cutoff. Grade is provided for comparison.

tonnage resulted from the strike adjustments applied compared to what would have been estimated on the basis of 12.5m spaced sections with the area of influence half way to the next section.

A total of 142,000 tonnes averaging 5.5% Pb, 9.5% Zn and 41 g/t Ag are included in class A and B blocks classified as thin (<2.2m true thickness). Class A thin blocks amount to only 20,600 tonnes.

Inventory within Excavated Areas

Table VI shows for each zone, (i) the total inventory, (ii) the inventory inside of excavated areas in cross section and (iii) the inventory outside of the excavated areas. The total, undiluted, in place inventory within the excavated area was 291,900 tonnes averaging 23.1% Pb+Zn , 8.9% Pb, 14.2% Zn and 65 g/t Ag.

Table VII shows the same information excluding the Chimney and JB1 Pod zones. Table VII suggests 182,100 tonnes of in-situ ore has been excavated from the zones other than Chimney and JB1 Pod. The in-situ average grade of this excavated material is 21.3% Pb+Zn, 7.8% Pb, 13.5% Zn and 60 g/t Ag.

By comparison, within the area of the inventory from the start of mining to August 1, 1992, the tonnage reported to have been mined is 479,529 tonnes (reported by SDH geology department records, see Appendix F). The average grade of this material is reported as 6.9% Pb and 11.9% Zn or 18.8% Pb+Zn. This total excludes any Main zone contribution. If the Chimney and Pod are excluded then the reported mined tonnage drops to 299,750 tonnes averaging 17.3% Pb+Zn, 6.3% Pb and 11.0% Zn.

There is obviously a large discrepancy between expected and actual tonnage which has four potential causes:

- 1) dilution of in-situ ore tonnage by waste;
- 2) poor representation of mined areas on 12.5m spaced sections;
- 3) overly conservative strike reductions;
- 4) mining of zones outside of the inventory.

Dilution is a factor which must be considered, especially considering the drop in grade between estimated and mined material. Taking all quantities at face value a 23% dilution by waste containing 0% Pb+Zn would be required to reduce in-situ estimated grade to mined reported grade. If the waste had 4% Pb+Zn, then 30% dilution would be required. Such dilutions when applied to tonnage still leaves a large short fall (on the order of 100,000 tonnes) comparing production to diluted in-situ material.

TABLE VI
 JEWEL BOX HILL – AUG. 1, 1992 MINERAL INVENTORY, BOTH CLASSES "A" AND "B"
 TOTAL IN-SITU MINERALIZATION BEFORE ANY MINING

i

ZONE	DENSITY	VOLUME	TONNAGE	Pb+Zn	Pb	Zn	Ag
J1	3.2	5,400	17,200	15.1	6.1	9.0	32
JB1	3.2	75,700	242,200	17.9	6.9	11.0	36
JB1-L	3.2	17,100	54,900	18.7	7.8	11.0	40
POD	3.2	40,800	130,600	24.0	10.2	13.7	79
CHIMNEY	3.2	34,000	108,700	23.7	9.7	14.1	57
M1	3.2	7,700	24,800	16.4	6.5	9.9	30
M2	3.2	4,700	15,000	13.0	5.0	8.1	62
JB2-E	3.2	53,200	170,200	20.5	7.9	12.6	77
JB2-L	3.2	7,700	24,800	16.7	5.1	11.6	63
JB2-W	3.2	56,100	179,500	24.7	8.7	16.0	63
FW	3.2	92,500	296,000	16.3	5.3	11.0	61
AB	3.2	14,800	47,400	21.9	8.9	12.9	203
UNKN	3.2	3,300	10,500	15.1	4.4	10.8	64
TOTAL	3.2	413,000	1,321,700	19.9	7.5	12.4	64

ii

IN-SITU MINERALIZATION WITHIN AREAS EXCAVATED ON SECTION

ZONE	DENSITY	VOLUME	TONNAGE	Pb+Zn	Pb	Zn	Ag
J1	0.0	0	0	0.0	0.0	0.0	0
JB1	3.2	15,000	48,000	18.7	7.3	11.4	37
JB1-L	3.2	1,100	3,600	19.0	7.9	11.1	39
POD	3.2	11,000	35,200	25.1	10.8	14.3	88
CHIMNEY	3.2	23,300	74,600	26.3	10.7	15.6	67
M1	3.2	100	400	13.8	5.8	8.1	26
M2	3.2	1,000	3,100	15.5	6.1	9.4	32
JB2-E	3.2	9,300	29,900	20.1	8.1	12.0	97
JB2-L	3.2	2,400	7,700	19.8	6.3	13.5	40
JB2-W	3.2	20,300	65,000	25.9	9.3	16.6	63
FW	3.2	7,600	24,300	17.7	5.2	12.5	67
AB	0.0	0	0	0.0	0.0	0.0	0
UNKN	0.0	0	0	0.0	0.0	0.0	0
TOTAL	3.2	91,200	291,900	23.1	8.9	14.2	65

iii

IN-SITU MINERALIZATION OUTSIDE OF AREAS EXCAVATED ON SECTION

ZONE	DENSITY	VOLUME	TONNAGE	Pb+Zn	Pb	Zn	Ag
J1	3.2	5,400	17,200	15.1	6.1	9.0	32
JB1	3.2	60,700	194,300	17.7	6.9	10.9	36
JB1-L	3.2	16,000	51,300	18.7	7.8	10.9	40
POD	3.2	29,800	95,400	23.6	10.0	13.5	76
CHIMNEY	3.2	10,700	34,100	18.2	7.5	10.7	38
M1	3.2	7,600	24,300	16.4	6.5	9.9	30
M2	3.2	3,700	11,900	12.4	4.7	7.7	69
JB2-E	3.2	43,800	140,300	20.6	7.9	12.7	73
JB2-L	3.2	5,300	17,100	15.3	4.6	10.7	73
JB2-W	3.2	35,800	114,500	24.0	8.4	15.7	63
FW	3.2	84,900	271,700	16.2	5.4	10.8	61
AB	3.2	14,800	47,400	21.9	8.9	12.9	203
UNKN	3.2	3,300	10,500	15.1	4.4	10.8	64
TOTAL	3.2	321,800	1,029,900	19.0	7.1	11.9	63

TABLE VII

JEWEL BOX HILL - AUG. 1, 1992 MINERAL INVENTORY, BOTH CLASSES "A" AND "B"
 TOTAL IN-SITU MINERALIZATION BEFORE ANY MINING, EXCLUDING CHIMNEY AND POD

ZONE	DENSITY	VOLUME	TONNAGE	Pb+Zn	Pb	Zn	Ag
J1	3.2	5,400	17,200	15.1	6.1	9.0	32
JB1	3.2	75,700	242,200	17.9	6.9	11.0	36
JB1-L	3.2	17,100	54,900	18.7	7.8	11.0	40
POD	3.2	0	0	0.0	0.0	0.0	0
CHIMNEY	3.2	0	0	0.0	0.0	0.0	0
M1	3.2	7,700	24,800	16.4	6.5	9.9	30
M2	3.2	4,700	15,000	13.0	5.0	8.1	62
JB2-E	3.2	53,200	170,200	20.5	7.9	12.6	77
JB2-L	3.2	7,700	24,800	16.7	5.1	11.6	63
JB2-W	3.2	56,100	179,500	24.7	8.7	16.0	63
FW	3.2	92,500	296,000	16.3	5.3	11.0	61
AB	3.2	14,800	47,400	21.9	8.9	12.9	203
UNKN	3.2	3,300	10,500	15.1	4.4	10.8	64
TOTAL	3.2	338,300	1,082,400	19.0	7.0	12.1	62

IN-SITU MINERALIZATION WITHIN AREAS EXCAVATED ON SECTION
 EXCLUDING CHIMNEY AND POD

ZONE	DENSITY	VOLUME	TONNAGE	Pb+Zn	Pb	Zn	Ag
J1	0.0	0	0	0.0	0.0	0.0	0
JB1	3.2	15,000	48,000	18.7	7.3	11.4	37
JB1-L	3.2	1,100	3,600	19.0	7.9	11.1	39
POD	3.2	0	0	0.0	0.0	0.0	0
CHIMNEY	3.2	0	0	0.0	0.0	0.0	0
M1	3.2	100	400	13.8	5.8	8.1	26
M2	3.2	1,000	3,100	15.5	6.1	9.4	32
JB2-E	3.2	9,300	29,900	20.1	8.1	12.0	97
JB2-L	3.2	2,400	7,700	19.8	6.3	13.5	40
JB2-W	3.2	20,300	65,000	25.9	9.3	16.6	63
FW	3.2	7,600	24,300	17.7	5.2	12.5	67
AB	0.0	0	0	0.0	0.0	0.0	0
UNKN	0.0	0	0	0.0	0.0	0.0	0
TOTAL	3.2	56,900	182,100	21.3	7.8	13.5	60

IN-SITU MINERALIZATION OUTSIDE OF AREAS EXCAVATED ON SECTION
 EXCLUDING CHIMNEY AND POD

ZONE	DENSITY	VOLUME	TONNAGE	Pb+Zn	Pb	Zn	Ag
J1	3.2	5,400	17,200	15.1	6.1	9.0	32
JB1	3.2	60,700	194,300	17.7	6.9	10.9	36
JB1-L	3.2	16,000	51,300	18.7	7.8	10.9	40
POD	3.2	0	0	0.0	0.0	0.0	0
CHIMNEY	3.2	0	0	0.0	0.0	0.0	0
M1	3.2	7,600	24,300	16.4	6.5	9.9	30
M2	3.2	3,700	11,900	12.4	4.7	7.7	69
JB2-E	3.2	43,800	140,300	20.6	7.9	12.7	73
JB2-L	3.2	5,300	17,100	15.3	4.6	10.7	73
JB2-W	3.2	35,800	114,500	24.0	8.4	15.7	63
FW	3.2	84,900	271,700	16.2	5.4	10.8	61
AB	3.2	14,800	47,400	21.9	8.9	12.9	203
UNKN	3.2	3,300	10,500	15.1	4.4	10.8	64
TOTAL	3.2	281,400	900,400	18.6	6.8	11.8	63

Dilution can be assessed in another fashion using the in-situ inventory since all materials in all openings on section have been quantified. The average grade of all material in all openings on section was calculated. The tonnage and grade of the material in openings averaging above 8% Pb+Zn was then calculated. This gave a simulated mined quantity to August 1, 1992 of 351,700 tonnes averaging 18.2% Pb+Zn, 7.0% Pb, 11.2% Zn for all zones or excluding the Pod and Chimney, 220,440 tonnes averaging 16.1% Pb+Zn, 5.9% Pb, 10.3% Zn. This simulation of mined tonnage and grade substantiates dilutions of the order discussed above but does not explain the discrepancy between predicted and actual tonnages.

Removing the strike adjustments adds 35,400 tonnes to the total in-situ inventory for all zones in the openings (or 25,200 tonnes excluding the Chimney and Pod). Even when diluted by 23 to 30% these quantities leave a 30,000 to 50,000 tonne short fall comparing prediction to production tonnages.

It can only be concluded that the sectional method has under estimated the mined material by not accurately portraying the volume of the openings or section. Inspection of the composite level plans (Figures 62 to 66) shows why this would be so.

Remaining Inventory

The inventory outside of openings should be the remaining inventory, however it has been shown that this will not be a reasonable estimate due to the under estimate of excavated quantities by the sectional method.

The most appropriate method to arrive at the remaining inventory would be to estimate the in place tonnage represented by the mined tonnage and then subtract this from the total in-situ inventory. In-situ tonnage from production assuming a 23% dilution. The result is shown in Table VIII by zone assuming that the dilution is constant for all zones. The assumption has also been made that all production is deducted from the "proven + probable" portion of the in-situ inventory.

Clearly this is an approximation at best. The average grade shown is the same as the overall average for the zone. A mass balance of tonnage and metal with a calculation of remaining grade is shown in Appendix K. The results do not appear to be a major improvement on the zone average grades although they are lower as might be expected since mining to date has focused on high grade ore.

The recommended remaining in place undiluted sulphide mineral inventory by class for all zones except the Pod, Chimney East and Main is:

Table VIII
Estimated remaining in-situ mineral inventory
"Proven and Probable", Jewel Box Hill
Not including Chimney or JB1 - Pod

Zone Name	Tonnage (tonnes)	Pb (%)	Zn (%)	Ag (g/t)
J1	2,600	8.6	7.8	48
JB1	67,800	7.1	11.3	36
JB1-L	33,000	8.5	11.5	41
M1	12,500	6.6	8.8	28
M2	4,600	4.8	7.4	70
JB2-E	105,300	8.1	12.8	80
JB2-L	14,800	5.6	12.6	45
JB2-W	81,800	9.2	16.7	65
FW	87,800	5.6	12.5	68
AB	6,500	9.6	18.1	51
UNKN	5,500	4.2	11.1	54
TOTAL	422,200	7.5	13.0	61

	Tonnage	Pb+Zn	%Pb	%Zn	g/t Ag
Proven+Probable	422,200	20.5	7.5	13.0	62
Possible	<u>416,300</u>	<u>16.3</u>	<u>6.0</u>	<u>10.3</u>	<u>65</u>
Total	838,500	18.4	6.8	11.7	63

A more reasonable estimate of the remaining reserve will be possible by assessing the remaining material for each polygon on each section when the mine plan is worked out using the composite level plans as a guide to off section stope volumes.

Comparison to Previous Estimates

Comparison to previous estimates is difficult as adjustments must be made for production and differences in areas and zones calculated. Table IX attempts to make a "pre-mining" comparison for the four estimates available.

Also shown on that table is a comparison of this inventory to previous work for all zones estimated except the Chimney and Pod. Since the Chimney and Pod were not clearly separable from the feasibility study reserve this has not been included in the latter comparison.

This inventory has continued a trend for the zones known at the outset of mining of decreased tonnage (Table IX-A) as more information is accumulated and the geological interpretation is made more complex. This trend is not surprising in light of the results of fill-in drilling on Jewel Box Hill. On the other hand additional, previously unknown, mineralization has been discovered as a result of the same drilling which has nearly halted the decline in overall tonnage since the last mineral inventory at the start of 1992 (Table IX-B).

Grade has increased for this inventory compared to the previous two studies nearly to the level of the original feasibility study (except silver). This increase in grade should be viewed with caution as some high grade intersections may have biased the results. Cutting or clipping the extreme assays would tend to reduce average grade. Silver has certainly has been affected by lack of clipping in the past. A 5% reduction in grade would be an appropriate safety factor. The start of 1992 inventory incorporated weighting by core recovery which introduced almost the same factor of conservatism in grade.

As noted previously, the JB1 Pod provides a test case of precision of this inventory compared to the preceding two inventories. Table X compares the various results

TABLE IX
SA DENA HES MINE - JEWEL BOX HILL ORE DEPOSIT
COMPARISON OF PRE-MINING IN-SITU MINERAL INVENTORY

PROVEN + PROBABLE				POSSIBLE				PROVEN + PROBABLE + POSSIBLE			
Tonnage (tonnes)	Pb (%)	Zn (%)	Ag (g/t)	TONNAG (tonnes)	Pb (%)	Zn (%)	Ag (g/t)	Tonnage (tonnes)	Pb (%)	Zn (%)	Ag (g/t)

A.

ALL JEWELBOX ZONES KNOWN AT START OF MINING - EXCLUDES AB ZONE AND UNKN											
THIS INVENTORY (Aug. 1, 1992)											
887,500	8.2	13.3	63	376,200	5.8	10.1	47	1,263,700	7.5	12.4	58
START OF 1992 MINERAL INVENTORY - By Mine Staff (late 1991) NOTE A											
1,054,932	7.7	12.8	50	314,342	5.5	9.2	46	1,369,274	7.1	11.9	49
START OF MINING "GEOLOGICAL RESERVE" - Mine Staff (mid 1991)											
1,220,681	7.4	11.9	56	288,730	5.9	11.9	59	1,509,411	7.1	11.9	57
FEASIBILITY STUDY "GEOLOGICAL RESERVE" - Roscoe Postle Associates (late 1989)											
1,458,000	7.9	12.7	69	315,000	6.5	9.4	83	1,773,000	7.7	12.1	72

B.

TOTAL IN-SITU MINERALIZATION WITHOUT MAIN ZONE, POD OR CHIMNEY											
THIS INVENTORY (Aug. 1, 1992)											
666,000	7.5	13.2	61	416,300	6.0	10.3	65	1,082,300	7.0	12.1	62
START OF 1992 MINERAL INVENTORY - By Mine Staff (late 1991) NOTE B											
784,227	7.2	12.5	50	314,342	5.5	9.2	46	1,098,569	6.7	11.5	49
START OF MINING "GEOLOGICAL RESERVE" - By Mine Staff (mid 1991)											
939,777	6.9	11.5	57	288,730	5.9	11.9	59	1,228,507	6.6	11.6	57

Note A: 165,489 tonnes of production added back in at estimated in-situ 134,500 tonnes (23% dilution), added to probable and total tonnes but original grades are unchanged

Note B: As noted above 88,910 tonnes of production added back as 72,300 tonnes in-situ

TABLE X
JB1 Pod Mineral Inventory Compared to Previous Estimates

	Tonnes	%Pb	%Zn	g/t Ag
Start of Mining estimate (1991)	132,776	9.2	13.4	60
Start of 1992 estimate	122,152	9.1	13.3	49
Plus Production in 1991	<u>13,477</u>			(Production of 14,317 tonnes reduced by 6% based on apparent grade dilution)
Recalculated to start	135,629	9.1	13.3	49
This inventory	130,600	10.2	13.7	79
Without strike adjustment	147,600	10.3	13.7	82

The tonnage estimated compares well to that estimated by previous work, however the lack of strike adjustment would have led to an over estimate of tonnage. Grade is higher than previously especially lead and silver. This is partly due to certain small internal waste blocks not having been averaged in and partly due to the lack of clipping.

The Pod is not clearly separable in the feasibility study "geological reserves" however the current tonnage will be lower since due to drilling, only 25m spaced sections in 1989, a unwarranted strike length was given to the large area of mineralization then interpreted on section 1575.

CONCLUSIONS AND RECOMMENDATIONS

The results of the mineral inventory tend to confirm the previous mineral inventory with the proviso that tonnage lost in previously known zones has been made up in new areas.

Grade estimated by this inventory is possibly too high and should be reduced by 5% to make it closer to previous work. In future, assay clipping should be considered.

More time should be allocated for geological interpretation to precede mineral inventory and that geological interpretation should be done by mine staff familiar with the deposit, not consultants, contractors or other outside agencies. The geological interpretation will be facilitated by a ongoing geological compilation of underground mapping on levels and sections.

More appropriate methodology should be used for certain zones in Jewel Box Hill once a better geological interpretation is available. The sectional method does not lend itself well to

estimating remaining material with the complex openings at Jewel Box Hill. A plan method would be preferable.

A NSR based function should be developed to deal with combined Pb, Zn and Ag values.

Using the base mineral inventory a mine reserve should be established by assessing each polygon on section and individually giving it a dilution and recovery. In arriving at a mine reserve, some polygons representing internal waste will have to be combined with ore polygons, other polygons representing mineralized rock on the fringes of the deposit will have to be deleted from the inventory.

REFERENCES

- Dawson, K.M. 1964 Geology of the Mt. Hundere Deposit, unpublished B.Sc. thesis, University of British Columbia.
- Gabrielse, H., 1966, Watson Lake Map Area, Yukon Territory; Geological Survey of Canada, Map 19-1966.
- Abbott, J.G., 1977, Structure and Stratigraphy of the Mt. Hundere Area, unpublished M.Sc. thesis, Queens University.
- Abbott, J.G., 1981, A new Geological Map of Mt. Hundere and the area north; in Yukon Geology and Exploration 1979-80, Indian and Northern Affairs Canada, p 45-50.
- Hamilton J.V., 1982, Geology of the North Showing at the Mt. Hundere zinc-lead silver skarn deposit, Southeastern Yukon Territory; B.A.Sc. thesis, University of British Columbia, 73 p.
- Jennings, D.S. and Jilson, G.A., 1986, Geology and Sulphides Deposits of Anvil Range, Yukon. In J.A. Morin (ed.), Mineral Deposits of Northern Cordillera. Canadian Institute of Mining and Metallurgy, Special Paper 37, 319-361.
- Mann, W.D. and Hodgson, C.J., 1988, 1988 Property Report, Canamax Resources Inc.
- Rees, C.J., 1989, Summary Report on the Mt. Hundere Property Structure
- Mann, W.D., 1990, Interoffice Memorandum dated July 10, 1990 regarding Metal Ratio Variation at Mt. Hundere.
- Roscoe Postle Associates (RPA), 1990, Report on In Situ Reserves Mt. Hundere Joint Venture of Curragh Resources Incorporated for Kilborn Limited

APPENDIX A

LISTING OF DRILLHOLE COMPOSITES

All intervals composited along drillholes are listed on the following pages. The listing is sorted by section and block (or polygon) name to facilitate comparison to the cross sections in Figures 31-60. Each section refers to a page in this Appendix where the appropriate composites can be found. Printing the composite values on the sections was not done as the dense drilling would have rendered the sections illegible at the scale used.

These composites were calculated by PC-XPLOR v. 2.01008 using user specified intervals and length weighting. Missing intervals and internal waste intervals were set to a value of 0% and 0 g/t.

These data were combined to arrive at a block average as described in Appendix B.

This print out is derived from COMPS.WR1, a SYMPHONY v. 2.2 database file used to calculate block averages. The SYMPHONY file is included on a 5 ¼ inch diskette in Appendix M. The file is compatible with LOTUS 123 v. 2 or higher, but will not print properly under LOTUS.

HOLE	FROM	TO	ACTUAL	ADJSTD	CROSS	COMP	Pb+Zn	Pb	Zn	Ag	LENGTH WEIGHTED		
	(m.)	(m.)	INTRVL	INTRVL	SECTION	NAME	(%)	(%)	(%)	(g/t)	LEAD	ZINC	SILVER
118B	122.3	123.4	1.1	2.2	1237.5 N	1237-1	23.20	8.96	14.24	37.0	9.86	15.66	40.7
118B	127.5	129.6	2.1	2.2	1237.5 N	1237-2	24.04	9.20	14.84	41.0	19.32	31.16	86.1
118B	139.4	141.1	1.7	2.2	1237.5 N	1237-3	22.32	9.04	13.28	41.0	15.37	22.58	69.7
118B	133.1	134.4	1.3	2.2	1237.5 N	1237-3	19.44	8.32	11.12	37.0	10.82	14.46	48.1
201	136.4	136.8	0.4	2.2	1237.5 N	1237-3	13.68	6.60	7.08	29.0	2.64	2.83	11.6
201	131.5	132.1	0.6	2.2	1237.5 N	1237-3	20.41	8.41	12.00	36.0	5.05	7.20	21.6
118B	164.8	165.6	0.8	2.2	1237.5 N	1237-4	30.48	19.52	10.96	92.0	15.62	8.77	73.6
200	153.7	154.3	0.6	2.2	1237.5 N	1237-4	23.83	4.63	19.20	32.0	2.78	11.52	19.2
200	157.9	158.3	0.4	2.2	1237.5 N	1237-4	42.40	16.80	25.60	68.0	6.72	10.24	27.2
201	168.1	168.7	0.6	2.2	1237.5 N	1237-5	14.36	4.96	9.40	27.0	2.98	5.64	16.2
125	49.7	52.9	3.2	3.2	1250.0 N	1250-1	7.24	3.47	3.77	16.8	11.10	12.06	53.8
125	123.0	131.9	8.9	8.9	1250.0 N	1250-2	1.11	0.34	0.77	3.1	3.03	6.85	27.6
126	135.2	136.1	0.9	2.2	1250.0 N	1250-3	19.96	7.60	12.36	34.0	6.84	11.12	30.6
126	142.5	144.1	1.6	2.2	1250.0 N	1250-4	15.00	6.44	8.56	30.0	10.30	13.70	48.0
AU617	41.8	44.1	2.3	2.3	1250.0 N	1250-4	21.50	6.20	15.30	48.0	14.26	35.19	110.4
126	122.2	124.2	2.0	2.2	1250.0 N	1250-5	6.36	2.20	4.16	13.0	4.40	8.32	26.0
125	154.1	156.0	1.9	2.2	1250.0 N	1250-6	24.32	9.52	14.80	54.0	18.09	28.12	102.6
126	186.2	187.2	1.0	2.2	1250.0 N	1250-6	7.22	2.18	5.04	13.0	2.18	5.04	13.0
126	174.5	175.7	1.2	2.2	1250.0 N	1250-6	17.10	6.62	10.48	30.0	7.94	12.58	36.0
126	190.5	191.7	1.2	2.2	1250.0 N	1250-6	39.04	12.24	26.80	68.0	14.69	32.16	81.6
412	101.3	103.2	1.9	2.2	1250.0 N	1250-7	17.59	7.59	10.00	41.1	14.42	19.00	78.1
125	212.7	217.0	4.3	4.3	1250.0 N	1250-8	13.77	3.25	10.52	60.5	13.98	45.24	260.2
125	229.4	235.6	6.2	6.2	1250.0 N	1250-9	0.88	0.30	0.58	25.4	1.86	3.60	157.5
AU615	8.1	14.6	6.5	6.5	1275.0 N	1275-1	10.45	2.83	7.62	37.4	18.40	49.53	243.1
AU616	10.4	21.5	11.1	11.1	1275.0 N	1275-1	13.26	4.64	8.62	37.7	51.50	95.68	418.5
AU616	25.9	30.3	4.4	4.4	1275.0 N	1275-1	14.61	3.63	10.98	48.0	15.97	48.31	211.2

HOLE	FROM	TO	ACTUAL	ADJSTD	CROSS	COMP	Pb+Zn	Pb	Zn	Ag	LENGTH WEIGHTED		
	(m.)	(m.)	INTRVL	INTRVL	SECTION	NAME	(%)	(%)	(%)	(g/t)	LEAD	ZINC	SILVER
AU617	18.2	26.2	8.0	8.0	1275.0 N	1275-1	10.59	3.07	7.52	58.1	24.56	60.16	464.8
AU733	56.3	65.4	9.1	9.1	1275.0 N	1275-2	23.31	5.95	17.36	63.8	54.15	157.98	580.6
AU733	69.5	70.2	0.7	2.2	1275.0 N	1275-2	17.58	7.48	10.10	32.0	5.24	7.07	22.4
AU741	58.6	59.9	1.3	2.2	1300.0 N	1300-1	26.92	6.72	20.20	48.0	8.74	26.26	62.4
AU741	52.0	52.8	0.8	2.2	1300.0 N	1300-2	15.16	7.32	7.84	36.0	5.86	6.27	28.8
AU740	77.5	78.6	1.1	2.2	1300.0 N	1300-3	0.57	0.04	0.53	1.0	0.04	0.58	1.1
131	42.4	48.8	6.4	6.4	1300.0 N	1300-4	12.71	3.96	8.75	17.2	25.34	56.00	110.1
131	57.8	59.6	1.8	2.2	1300.0 N	1300-5	14.12	5.40	8.72	24.0	9.72	15.70	43.2
AU738	11.5	13.0	1.5	2.2	1300.0 N	1300-6	2.55	1.16	1.39	8.0	1.74	2.09	12.0
AU740	12.4	13.1	0.7	2.2	1300.0 N	1300-6	5.03	2.02	3.01	16.0	1.41	2.11	11.2
AU604	3.6	7.2	3.6	3.6	1300.0 N	1300-7	16.85	2.91	13.94	42.6	10.48	50.18	153.4
AU605	0.0	1.5	1.5	2.2	1300.0 N	1300-7	23.36	9.56	13.80	48.0	14.34	20.70	72.0
AU605	5.5	8.8	3.3	3.3	1300.0 N	1300-7	21.95	5.73	16.22	69.5	18.91	53.53	229.4
AU608	0.9	16.9	16.0	16.0	1300.0 N	1300-7	16.45	3.30	13.15	37.0	52.80	210.40	592.0
AU615	5.6	7.8	2.2	2.2	1300.0 N	1300-7	17.95	4.45	13.50	54.0	9.79	29.70	118.8
AU735	1.9	7.7	5.8	5.8	1300.0 N	1300-7	14.93	5.81	9.12	30.7	33.70	52.90	178.1
AU736	2.5	6.5	4.0	4.0	1300.0 N	1300-7	20.35	9.72	10.63	48.0	38.88	42.52	192.0
AU737	2.6	7.2	4.6	4.6	1300.0 N	1300-7	16.48	6.98	9.50	40.0	32.11	43.70	184.0
AU739	0.0	7.6	7.6	7.6	1300.0 N	1300-7	16.96	3.09	13.87	42.8	23.48	105.41	325.3
96	123.7	127.4	3.7	3.7	1300.0 N	1300-8	16.48	6.60	9.88	23.0	24.42	36.56	85.1
AU736	26.0	26.9	0.9	2.2	1300.0 N	1300-8	27.60	11.30	16.30	48.0	10.17	14.67	43.2
96	114.8	115.5	0.7	2.2	1300.0 N	1300-9	28.52	10.42	18.10	41.0	7.29	12.67	28.7
AU737	33.8	38.7	4.9	4.9	1300.0 N	1300-9	32.58	10.31	22.27	53.6	50.52	109.12	262.6
AU627	18.8	19.6	0.8	2.2	1300.0 N	1300-10	12.14	5.24	6.90	29.0	4.19	5.52	23.2
AU736	46.5	58.0	11.5	11.5	1300.0 N	1300-10	25.43	8.83	16.60	43.1	101.55	190.90	495.7
AU736	44.8	46.5	1.7	2.2	1300.0 N	1300-11	1.80	0.78	1.02	1.0	1.33	1.73	1.7

HOLE	FROM	TO	ACTUAL	ADJSTD	CROSS	COMP	Pb+Zn	Pb	Zn	Ag	LENGTH WEIGHTED		
	(m.)	(m.)	INTRVL	INTRVL	SECTION	NAME	(%)	(%)	(%)	(g/t)	LEAD	ZINC	SILVER
AU628	12.6	15.4	2.8	2.8	1300.0 N	1300-12	23.04	9.94	13.10	55.0	27.83	36.68	154.0
AU736	70.8	80.1	9.3	9.3	1300.0 N	1300-12	12.55	5.75	6.80	36.1	53.47	63.24	335.7
AU737	51.0	51.9	0.9	2.2	1300.0 N	1300-12	11.84	5.24	6.60	28.0	4.72	5.94	25.2
AU629	19.5	23.5	4.0	4.0	1300.0 N	1300-13	30.60	12.75	17.85	69.5	51.00	71.40	278.0
AU629	26.5	30.8	4.3	4.3	1300.0 N	1300-13	25.45	9.22	16.23	49.6	39.65	69.79	213.3
AU737	63.0	69.6	6.6	6.6	1300.0 N	1300-13	35.18	14.71	20.47	68.0	97.09	135.10	448.8
AU737	73.9	74.7	0.8	2.2	1300.0 N	1300-13	16.44	8.16	8.28	100.0	6.53	6.62	80.0
AU737	84.6	86.9	2.3	2.3	1300.0 N	1300-13	34.60	13.90	20.70	84.0	31.97	47.61	193.2
96	132.0	134.5	2.5	2.5	1300.0 N	1300-14	18.40	6.24	12.16	30.0	15.60	30.40	75.0
AU587	35.4	56.7	21.3	21.3	1300.0 N	1300-14	24.05	4.28	19.77	102.1	91.16	421.10	2174.7
AU732	41.6	49.1	7.5	7.5	1300.0 N	1300-14	5.95	1.82	4.13	68.3	13.65	30.97	512.3
AU735	21.9	25.4	3.5	3.5	1300.0 N	1300-14	12.43	5.90	6.53	34.2	20.65	22.86	119.7
AU735	38.6	39.5	0.9	2.2	1300.0 N	1300-14	18.32	7.72	10.60	32.0	6.95	9.54	28.8
AU735	42.8	62.5	19.7	19.7	1300.0 N	1300-14	23.47	6.50	16.97	123.8	128.05	334.31	2438.9
131	164.8	166.9	2.1	2.2	1300.0 N	1300-15	10.96	3.88	7.08	30.0	8.15	14.87	63.0
96	171.3	172.1	0.8	2.2	1300.0 N	1300-16	4.92	3.02	1.90	113.0	2.42	1.52	90.4
96	182.3	182.8	0.5	2.2	1300.0 N	1300-17	10.74	1.78	8.96	34.0	0.89	4.48	17.0
AU740	57.5	58.4	0.9	2.2	1300.0 N	1300-18	5.58	2.61	2.97	16.0	2.35	2.67	14.4
AU741	46.4	48.1	1.7	2.2	1300.0 N	1300-18	7.06	3.50	3.56	20.0	5.95	6.05	34.0
AU590	58.1	64.2	6.1	6.1	1300.0 N	1300-19	8.74	2.76	5.98	43.9	16.84	36.48	267.8
AU626	0.0	5.3	5.3	5.3	1312.5 N	1312-1	4.79	2.94	1.85	22.8	15.58	9.81	120.8
AU627	8.5	10.6	2.1	2.2	1312.5 N	1312-1	22.40	8.20	14.20	34.0	17.22	29.82	71.4
AU627	0.5	3.3	2.8	2.8	1312.5 N	1312-1	26.30	9.70	16.60	49.0	27.16	46.48	137.2
AU628	5.1	12.3	7.2	7.2	1312.5 N	1312-1	19.13	7.86	11.27	36.8	56.59	81.14	265.0
AU629	7.9	9.0	1.1	2.2	1312.5 N	1312-1	13.08	5.31	7.77	27.0	5.84	8.55	29.7
AU585	16.2	17.8	1.6	2.2	1312.5 N	1312-2	37.20	18.90	18.30	83.5	30.24	29.28	133.6

HOLE	FROM	TO	ACTUAL	ADJSTD	CROSS	COMP	Pb+Zn	Pb	Zn	Ag	LENGTH WEIGHTED		
	(m.)	(m.)	INTRVL	INTRVL	SECTION	NAME	(%)	(%)	(%)	(g/t)	LEAD	ZINC	SILVER
AU626	8.5	11.0	2.5	2.5	1312.5 N	1312-2	23.39	8.29	15.10	45.0	20.72	37.75	112.5
AU626	15.8	19.6	3.8	3.8	1312.5 N	1312-2	7.18	3.69	3.49	23.5	14.02	13.26	89.3
AU590	33.6	40.7	7.1	7.1	1312.5 N	1312-3	9.32	3.35	5.97	37.9	23.79	42.39	269.1
AU732	33.2	41.6	8.4	8.4	1312.5 N	1312-3	19.50	7.00	12.50	207.2	58.80	105.00	1740.5
AU610	3.8	4.9	1.1	2.2	1312.5 N	1312-4	15.18	3.38	11.80	40.0	3.72	12.98	44.0
AU611	3.1	5.8	2.7	2.7	1312.5 N	1312-4	17.72	3.52	14.20	20.0	9.50	38.34	54.0
AU590	44.0	45.2	1.2	2.2	1312.5 N	1312-5	5.92	2.02	3.90	50.0	2.42	4.68	60.0
AU590	49.7	50.6	0.9	2.2	1312.5 N	1312-5	14.80	7.40	7.40	25.0	6.66	6.66	22.5
AU611	0.0	3.1	3.1	3.1	1312.5 N	1312-6	1.14	0.56	0.58	1.0	1.74	1.80	3.1
AU586	13.6	17.4	3.8	3.8	1325.0 N	1325-1	20.62	11.10	9.52	66.2	42.18	36.18	251.6
AU584	2.4	9.9	7.5	7.5	1325.0 N	1325-2	22.71	10.35	12.36	51.0	77.63	92.70	382.5
AU585	2.7	4.1	1.4	2.2	1325.0 N	1325-2	18.59	7.99	10.60	34.3	11.19	14.84	48.0
AU586	0.0	1.5	1.5	2.2	1325.0 N	1325-2	15.74	6.54	9.20	29.5	9.81	13.80	44.3
AU733	2.5	3.7	1.2	2.2	1325.0 N	1325-2	21.40	8.60	12.80	44.0	10.32	15.36	52.8
AU734	35.1	48.6	13.5	13.5	1325.0 N	1325-3	14.14	4.26	9.88	137.5	57.51	133.38	1856.3
AU603	29.3	30.8	1.5	2.2	1325.0 N	1325-4	12.12	3.44	8.68	40.0	5.16	13.02	60.0
AU750	7.6	22.0	14.4	14.4	1325.0 N	1325-6	17.15	3.28	13.87	46.5	47.23	199.73	669.6
AU751	14.8	16.0	1.2	2.2	1325.0 N	1325-6	16.31	5.31	11.00	39.0	6.37	13.20	46.8
AU751	8.2	10.1	1.9	2.2	1325.0 N	1325-6	26.32	8.82	17.50	77.0	16.76	33.25	146.3
AU752	2.2	6.1	3.9	3.9	1325.0 N	1325-6	12.90	4.86	8.04	50.8	18.95	31.36	198.1
AU752	11.1	12.3	1.2	2.2	1325.0 N	1325-6	16.12	6.64	9.48	34.0	7.97	11.38	40.8
AU283	0.0	2.6	2.6	2.6	1325.0 N	1325-7	14.88	2.68	12.20	48.8	6.97	31.72	126.9
AU284	0.0	3.0	3.0	3.0	1325.0 N	1325-7	6.20	2.10	4.10	26.6	6.30	12.30	79.8
AU286	0.0	2.8	2.8	2.8	1325.0 N	1325-7	16.00	5.40	10.60	33.1	15.12	29.68	92.7
AU287	0.6	2.4	1.8	2.2	1325.0 N	1325-7	18.07	3.67	14.40	101.5	6.61	25.92	182.7
AU484	0.0	1.5	1.5	2.2	1325.0 N	1325-7	11.10	2.62	8.48	50.0	3.93	12.72	75.0

HOLE	FROM	TO	ACTUAL	ADJSTD	CROSS	COMP	Pb+Zn	Pb	Zn	Ag	LENGTH WEIGHTED		
	(m.)	(m.)	INTRVL	INTRVL	SECTION	NAME	(%)	(%)	(%)	(g/t)	LEAD	ZINC	SILVER
AU748	0.0	1.2	1.2	2.2	1325.0 N	1325-7	16.36	3.16	13.20	63.0	3.79	15.84	75.6
AU287	57.5	59.3	1.8	2.2	1325.0 N	1325-8	11.95	3.23	8.72	55.5	5.81	15.70	99.9
AU283	56.2	57.0	0.8	2.2	1325.0 N	1325-9	30.30	11.20	19.10	53.0	8.96	15.28	42.4
AU283	59.5	66.4	6.9	6.9	1325.0 N	1325-10	17.27	4.84	12.43	62.1	33.40	85.77	428.5
AU753	68.2	69.2	1.0	2.2	1325.0 N	1325-10	14.62	4.91	9.71	30.0	4.91	9.71	30.0
AU284	67.0	67.8	0.8	2.2	1325.0 N	1325-11	36.69	8.79	27.90	28.0	7.03	22.32	22.4
AU286	65.4	65.6	0.2	2.2	1325.0 N	1325-11	22.95	8.75	14.20	25.9	1.75	2.84	5.2
AU748	84.6	85.2	0.6	2.2	1325.0 N	1325-12	14.14	5.49	8.65	43.0	3.29	5.19	25.8
AU748	86.8	88.3	1.5	2.2	1325.0 N	1325-13	14.00	6.20	7.80	38.0	9.30	11.70	57.0
AU283	109.2	111.5	2.3	2.3	1325.0 N	1325-15	1.86	0.67	1.19	21.0	1.54	2.74	48.3
AU753	112.7	113.4	0.7	2.2	1325.0 N	1325-15	6.29	2.82	3.47	46.0	1.97	2.43	32.2
132	73.0	75.2	2.2	2.2	1337.5 N	1337-1	22.36	10.44	11.92	44.0	22.97	26.22	96.8
203	67.1	67.8	0.7	2.2	1337.5 N	1337-1	17.90	9.30	8.60	57.0	6.51	6.02	39.9
AU583	33.5	34.7	1.2	2.2	1337.5 N	1337-2	3.83	0.49	3.34	5.0	0.59	4.01	6.0
203	78.9	80.9	2.0	2.2	1337.5 N	1337-3	6.81	2.45	4.36	11.5	4.90	8.72	23.0
117	93.0	94.5	1.5	2.2	1337.5 N	1337-4	8.28	3.80	4.48	17.0	5.70	6.72	25.5
202	95.9	98.3	2.4	2.4	1337.5 N	1337-4	14.99	5.49	9.50	30.7	13.18	22.80	73.7
AU582	12.7	15.5	2.8	2.8	1337.5 N	1337-4	30.12	11.18	18.94	60.7	31.30	53.03	170.0
202	110.4	118.1	7.7	7.7	1337.5 N	1337-5	18.73	6.99	11.74	62.8	53.82	90.40	483.6
AU464	16.2	19.8	3.6	3.6	1337.5 N	1337-5	28.47	10.57	17.90	50.0	38.05	64.44	180.0
AU464	24.4	30.5	6.1	6.1	1337.5 N	1337-5	23.10	9.50	13.60	43.1	57.95	82.96	262.9
AU465	11.9	24.4	12.5	12.5	1337.5 N	1337-5	21.55	8.33	13.22	38.6	104.12	165.25	482.5
AU583	4.8	7.8	3.0	3.0	1337.5 N	1337-5	11.01	5.22	5.79	20.5	15.66	17.37	61.5
AU730	0.0	2.3	2.3	2.3	1337.5 N	1337-5	28.90	12.90	16.00	64.0	29.67	36.80	147.2
AU731	0.0	0.8	0.8	2.2	1337.5 N	1337-5	35.70	14.10	21.60	64.0	11.28	17.28	51.2
AU734	0.0	1.7	1.7	2.2	1337.5 N	1337-5	26.10	10.00	16.10	48.0	17.00	27.37	81.6

HOLE	FROM	TO	ACTUAL	ADJSTD	CROSS	COMP	Pb+Zn	Pb	Zn	Ag	LENGTH WEIGHTED		
	(m.)	(m.)	INTRVL	INTRVL	SECTION	NAME	(%)	(%)	(%)	(g/t)	LEAD	ZINC	SILVER
AU723	3.4	4.0	0.6	2.2	1337.5 N	1337-6	21.02	8.52	12.50	42.0	5.11	7.50	25.2
AU724	3.7	6.5	2.8	2.8	1337.5 N	1337-6	23.37	9.97	13.40	41.0	27.92	37.52	114.8
203	122.4	123.1	0.7	2.2	1337.5 N	1337-7	10.44	4.58	5.86	20.0	3.21	4.10	14.0
132	134.7	141.2	6.5	6.5	1337.5 N	1337-8	17.42	7.29	10.13	24.5	47.39	65.85	159.3
203	125.1	129.0	3.9	3.9	1337.5 N	1337-8	9.83	3.40	6.43	19.8	13.26	25.08	77.2
AU434	31.1	33.4	2.3	2.3	1337.5 N	1337-8	20.51	8.21	12.30	3.4	18.88	28.29	7.8
AU726	0.0	45.1	45.1	45.1	1337.5 N	1337-8	12.50	5.10	7.40	71.1	230.01	333.74	3206.6
132	121.9	123.2	1.3	2.2	1337.5 N	1337-9	2.50	0.84	1.66	3.0	1.09	2.16	3.9
AU601	1.8	5.1	3.3	3.3	1337.5 N	1337-9	8.37	3.18	5.19	15.8	10.49	17.13	52.1
AU602	1.2	5.4	4.2	4.2	1337.5 N	1337-9	6.90	3.12	3.78	16.2	13.10	15.88	68.0
AU603	1.5	3.4	1.9	2.2	1337.5 N	1337-9	5.93	3.08	2.85	16.0	5.85	5.42	30.4
AU725	2.6	3.2	0.6	2.2	1337.5 N	1337-10	4.45	2.23	2.22	10.0	1.34	1.33	6.0
AU730	7.8	10.5	2.7	2.7	1337.5 N	1337-10	25.86	5.96	19.90	28.0	16.09	53.73	75.6
AU723	22.6	35.8	13.2	13.2	1337.5 N	1337-11	23.88	9.60	14.28	48.3	126.72	188.50	637.6
AU724	24.5	24.9	0.4	2.2	1337.5 N	1337-11	24.80	10.10	14.70	42.0	4.04	5.88	16.8
AU724	33.4	35.3	1.9	2.2	1337.5 N	1337-11	29.20	11.70	17.50	70.0	22.23	33.25	133.0
202	153.4	158.9	5.5	5.5	1337.5 N	1337-12	16.63	5.78	10.85	146.9	31.79	59.68	808.0
AU725	49.1	50.3	1.2	2.2	1337.5 N	1337-12	25.40	9.80	15.60	50.0	11.76	18.72	60.0
202	160.8	161.4	0.6	2.2	1337.5 N	1337-13	8.12	2.42	5.70	18.0	1.45	3.42	10.8
AU725	51.5	56.0	4.5	4.5	1337.5 N	1337-13	11.84	4.69	7.15	76.0	21.11	32.18	342.0
AU725	67.5	72.1	4.6	4.6	1337.5 N	1337-14	16.23	5.43	10.80	45.9	24.98	49.68	211.1
132	213.5	214.8	1.3	2.2	1337.5 N	1337-15	2.98	0.90	2.08	30.0	1.17	2.70	39.0
AU726	91.8	94.3	2.5	2.5	1337.5 N	1337-15	36.15	35.60	0.55	880.0	89.00	1.38	2200.0
132	223.4	227.7	4.3	4.3	1337.5 N	1337-16	4.40	3.15	1.25	166.5	13.54	5.37	715.9
202	233.4	237.0	3.6	3.6	1337.5 N	1337-16	1.61	0.74	0.87	16.9	2.66	3.13	60.8
AU726	99.7	100.8	1.1	2.2	1337.5 N	1337-16	11.59	1.91	9.68	60.0	2.10	10.65	66.0

HOLE	FROM	TO	ACTUAL	ADJSTD	CROSS	COMP	Pb+Zn	Pb	Zn	Ag	LENGTH WEIGHTED		
	(m.)	(m.)	INTRVL	INTRVL	SECTION	NAME	(%)	(%)	(%)	(g/t)	LEAD	ZINC	SILVER
203	240.7	245.7	5.0	5.0	1337.5 N	1337-17	7.08	2.16	4.92	39.6	10.80	24.60	198.0
202	252.1	255.4	3.3	3.3	1337.5 N	1337-19	0.17	0.09	0.08	2.4	0.30	0.26	7.9
AU725	127.1	133.5	6.4	6.4	1337.5 N	1337-19	3.75	1.19	2.56	19.2	7.62	16.38	122.9
98	123.3	127.6	4.3	4.3	1337.5 N	1337-20	1.00	0.47	0.53	7.7	2.02	2.28	33.1
98	135.6	140.6	5.0	5.0	1337.5 N	1337-21	6.56	1.28	5.28	17.3	6.40	26.40	86.5
98	146.8	150.8	4.0	4.0	1337.5 N	1337-21	2.54	0.93	1.61	17.0	3.72	6.44	68.0
132	178.9	182.5	3.6	3.6	1337.5 N	1337-22	2.34	1.32	1.02	80.4	4.75	3.67	289.4
AU647	0.0	7.3	7.3	7.3	1337.5 N	1337-23	16.65	2.26	14.39	52.9	16.50	105.05	386.2
AU648	0.0	3.8	3.8	3.8	1337.5 N	1337-23	15.24	4.34	10.90	30.5	16.49	41.42	115.9
AU649	0.0	2.6	2.6	2.6	1337.5 N	1337-23	12.66	4.76	7.90	114.0	12.38	20.54	296.4
132	202.9	203.5	0.6	2.2	1337.5 N	1337-24	10.60	1.40	9.20	54.0	0.84	5.52	32.4
202	200.2	207.1	6.9	6.9	1337.5 N	1337-24	8.83	3.60	5.23	22.3	24.84	36.09	153.9
AU725	90.5	92.0	1.5	2.2	1337.5 N	1337-24	18.22	4.02	14.20	56.0	6.03	21.30	84.0
AU289	72.3	75.0	2.7	2.7	1350.0 N	1350-1	12.88	4.17	8.71	16.3	11.26	23.52	44.0
145	40.8	44.9	4.1	4.1	1350.0 N	1350-2	10.80	4.13	6.67	29.5	16.93	27.35	121.0
AU289	55.1	56.4	1.3	2.2	1350.0 N	1350-3	2.99	1.46	1.53	0.1	1.90	1.99	0.1
AU298	51.4	54.8	3.4	3.4	1350.0 N	1350-4	10.39	3.17	7.22	16.2	10.78	24.55	55.1
AU298	45.7	46.8	1.1	2.2	1350.0 N	1350-5	3.58	2.43	1.15	8.0	2.67	1.26	8.8
AU290	18.6	19.1	0.5	2.2	1350.0 N	1350-6	14.86	3.66	11.20	39.0	1.83	5.60	19.5
AU291	18.5	19.9	1.4	2.2	1350.0 N	1350-6	18.22	8.59	9.63	41.2	12.03	13.48	57.7
AU434	14.6	29.3	14.7	14.7	1350.0 N	1350-7	16.81	5.72	11.09	41.3	84.08	163.02	607.1
AU601	5.4	6.7	1.3	2.2	1350.0 N	1350-7	20.24	8.84	11.40	36.0	11.49	14.82	46.8
AU728	5.8	9.7	3.9	3.9	1350.0 N	1350-7	17.36	1.75	15.61	99.7	6.82	60.88	388.8
AU298	5.2	7.1	1.9	2.2	1350.0 N	1350-8	0.10	0.06	0.04	1.0	0.11	0.08	1.9
AU729	6.3	7.9	1.6	2.2	1350.0 N	1350-8	2.11	1.80	0.31	36.0	2.88	0.50	57.6
AU729	5.0	6.3	1.3	2.2	1350.0 N	1350-9	27.84	6.04	21.80	96.0	7.85	28.34	124.8

HOLE	FROM	TO	ACTUAL	ADJSTD	CROSS	COMP	Pb+Zn	Pb	Zn	Ag	LENGTH WEIGHTED		
	(m.)	(m.)	INTRVL	INTRVL	SECTION	NAME	(%)	(%)	(%)	(g/t)	LEAD	ZINC	SILVER
AU693	8.2	14.3	6.1	6.1	1350.0 N	1350-11	25.09	10.24	14.85	43.3	62.46	90.59	264.1
AU695	5.5	10.7	5.2	5.2	1350.0 N	1350-11	28.19	11.86	16.33	55.6	61.67	84.92	289.1
AU294	31.9	33.7	1.8	2.2	1350.0 N	1350-12	14.41	6.07	8.34	101.9	10.93	15.01	183.4
AU295	85.7	88.1	2.4	2.4	1350.0 N	1350-13	8.43	1.88	6.55	52.3	4.51	15.72	125.5
AU296	66.1	67.7	1.6	2.2	1350.0 N	1350-15	9.10	2.80	6.30	47.1	4.48	10.08	75.4
AU728	74.3	76.6	2.3	2.3	1350.0 N	1350-15	15.04	5.16	9.88	32.0	11.87	22.72	73.6
AU296	68.0	69.2	1.2	2.2	1350.0 N	1350-16	0.88	0.62	0.26	12.7	0.74	0.31	15.2
AU296	87.7	88.1	0.4	2.2	1350.0 N	1350-17	11.89	3.29	8.60	24.7	1.32	3.44	9.9
AU728	111.1	114.8	3.7	3.7	1350.0 N	1350-18	0.62	0.24	0.38	12.0	0.89	1.41	44.4
AU296	112.1	114.5	2.4	2.4	1350.0 N	1350-19	5.40	2.26	3.14	29.3	5.42	7.54	70.3
AU292	9.8	22.3	12.5	12.5	1350.0 N	1350-21	18.08	5.17	12.91	83.0	64.63	161.38	1037.5
AU289	0.0	2.1	2.1	2.2	1350.0 N	1350-22	1.02	0.72	0.30	19.3	1.51	0.63	40.5
AU290	0.0	1.8	1.8	2.2	1350.0 N	1350-22	0.26	0.18	0.08	0.1	0.32	0.14	0.2
AU291	0.0	2.4	2.4	2.4	1350.0 N	1350-22	0.32	0.25	0.07	9.0	0.60	0.17	21.6
AU292	5.3	9.8	4.5	4.5	1350.0 N	1350-22	3.76	3.28	0.48	99.3	14.76	2.16	446.9
AU298	0.0	0.6	0.6	2.2	1350.0 N	1350-22	1.91	1.79	0.12	52.0	1.07	0.07	31.2
AU768	43.3	45.6	2.3	2.3	1362.5 N	1362-1	15.55	6.40	9.15	28.0	14.72	21.05	64.4
AU768	42.1	43.3	1.2	2.2	1362.5 N	1362-2	13.22	5.80	7.42	21.0	6.96	8.90	25.2
111	65.2	66.2	1.0	2.2	1362.5 N	1362-3	15.78	14.10	1.68	89.0	14.10	1.68	89.0
111	79.2	81.4	2.2	2.2	1362.5 N	1362-4	11.68	4.98	6.70	24.0	10.96	14.74	52.8
111	96.3	107.1	10.8	10.8	1362.5 N	1362-5	31.34	11.23	20.11	50.5	121.28	217.19	545.4
AU642	5.8	9.8	4.0	4.0	1362.5 N	1362-5	34.30	15.10	19.20	58.0	60.40	76.80	232.0
AU642	12.7	15.2	2.5	2.5	1362.5 N	1362-5	22.50	8.60	13.90	42.0	21.50	34.75	105.0
AU643	10.2	15.7	5.5	5.5	1362.5 N	1362-5	19.44	7.35	12.09	35.3	40.43	66.50	194.1
AU646	0.6	2.6	2.0	2.2	1362.5 N	1362-5	21.60	7.80	13.80	33.0	15.60	27.60	66.0
AU694	0.0	3.4	3.4	3.4	1362.5 N	1362-5	25.78	11.06	14.72	45.0	37.60	50.05	153.0

HOLE	FROM (m.)	TO (m.)	ACTUAL INTRVL	ADJSTD INTRVL	CROSS SECTION	COMP NAME	Pb+Zn (%)	Pb (%)	Zn (%)	Ag (g/t)	LENGTH WEIGHTED		
											LEAD	ZINC	SILVER
AU769	2.7	5.4	2.7	2.7	1362.5 N	1362-5	8.49	2.12	6.37	13.0	5.72	17.20	35.1
AU742	28.5	38.6	10.1	10.1	1362.5 N	1362-7	12.45	5.20	7.25	32.9	52.52	73.23	332.3
AU745	38.1	39.4	1.3	2.2	1362.5 N	1362-8	10.84	4.76	6.08	20.0	6.19	7.90	26.0
AU746	36.2	39.0	2.8	2.8	1362.5 N	1362-8	24.60	9.80	14.80	50.0	27.44	41.44	140.0
111	139.3	148.2	8.9	8.9	1362.5 N	1362-9	19.51	8.60	10.91	41.3	76.54	97.10	367.6
AU743	39.5	40.8	1.3	2.2	1362.5 N	1362-9	10.16	4.60	5.56	28.0	5.98	7.23	36.4
AU743	44.0	47.4	3.4	3.4	1362.5 N	1362-9	12.14	8.12	4.02	43.6	27.61	13.67	148.2
AU744	45.2	50.7	5.5	5.5	1362.5 N	1362-9	13.92	5.82	8.10	20.5	32.01	44.55	112.8
AU746	68.8	69.8	1.0	2.2	1362.5 N	1362-10	19.78	8.68	11.10	40.0	8.68	11.10	40.0
AU747	92.4	93.3	0.9	2.2	1362.5 N	1362-11	3.70	0.50	3.20	1.0	0.45	2.88	0.9
AU434	12.2	14.6	2.4	2.4	1362.5 N	1362-12	17.74	3.04	14.70	86.8	7.30	35.28	208.3
AU434	3.0	9.1	6.1	6.1	1362.5 N	1362-12	10.65	1.02	9.63	43.0	6.22	58.74	262.3
AU436	11.5	13.4	1.9	2.2	1362.5 N	1362-12	13.09	1.99	11.10	129.7	3.78	21.09	246.4
AU687	0.9	6.5	5.6	5.6	1362.5 N	1362-12	11.64	3.04	8.60	57.0	17.02	48.16	319.2
AU742	64.0	68.5	4.5	4.5	1362.5 N	1362-13	22.07	11.20	10.87	61.9	50.40	48.92	278.6
111	173.8	179.9	6.1	6.1	1362.5 N	1362-14	3.13	1.49	1.64	33.7	9.09	10.00	205.6
AU744	102.2	103.7	1.5	2.2	1362.5 N	1362-15	18.22	7.52	10.70	40.0	11.28	16.05	60.0
AU745	111.1	111.9	0.8	2.2	1362.5 N	1362-15	40.00	12.60	27.40	50.0	10.08	21.92	40.0
AU744	117.3	118.3	1.0	2.2	1362.5 N	1362-17	6.80	2.04	4.76	50.0	2.04	4.76	50.0
AU743	118.2	119.4	1.2	2.2	1362.5 N	1362-18	5.64	1.32	4.32	30.0	1.58	5.18	36.0
AU745	132.5	134.1	1.6	2.2	1362.5 N	1362-19	3.43	0.86	2.57	30.0	1.38	4.11	48.0
AU743	76.6	77.6	1.0	2.2	1362.5 N	1362-21	10.60	3.20	7.40	64.0	3.20	7.40	64.0
AU744	74.2	77.7	3.5	3.5	1362.5 N	1362-21	17.91	6.61	11.30	38.9	23.14	39.55	136.2
AU760	44.3	48.5	4.2	4.2	1375.0 N	1375-1	13.82	8.16	5.66	39.5	34.27	23.77	165.9
AU761	37.3	41.4	4.1	4.1	1375.0 N	1375-1	19.12	9.09	10.03	57.7	37.27	41.12	236.6
AU762	32.5	33.0	0.5	2.2	1375.0 N	1375-2	7.07	2.12	4.95	11.0	1.06	2.48	5.5

HOLE	FROM	TO	ACTUAL	ADJSTD	CROSS	COMP	Pb+Zn	Pb	Zn	Ag	LENGTH WEIGHTED		
	(m.)	(m.)	INTRVL	INTRVL	SECTION	NAME	(%)	(%)	(%)	(g/t)	LEAD	ZINC	SILVER
AU639	7.8	12.5	4.7	4.7	1375.0 N	1375-3	15.80	8.49	7.31	45.6	39.90	34.36	214.3
AU718	37.5	46.8	9.3	9.3	1375.0 N	1375-3	20.97	9.23	11.74	42.8	85.84	109.18	398.0
AU719	32.5	33.3	0.8	2.2	1375.0 N	1375-3	15.97	14.90	1.07	81.9	11.92	0.86	65.5
AU760	1.7	2.6	0.9	2.2	1375.0 N	1375-3	14.21	4.95	9.26	26.0	4.46	8.33	23.4
AU761	0.0	2.1	2.1	2.2	1375.0 N	1375-3	24.50	7.50	17.00	47.0	15.75	35.70	98.7
AU762	0.0	0.9	0.9	2.2	1375.0 N	1375-3	24.16	9.36	14.80	55.0	8.42	13.32	49.5
AU763	2.0	2.6	0.6	2.2	1375.0 N	1375-3	42.40	29.40	13.00	163.0	17.64	7.80	97.8
AU277	21.5	22.5	1.0	2.2	1375.0 N	1375-4	7.82	3.93	3.89	16.6	3.93	3.89	16.6
AU278	17.4	25.5	8.1	8.1	1375.0 N	1375-4	28.09	11.00	17.09	56.3	89.10	138.43	456.0
AU633	0.0	4.3	4.3	4.3	1375.0 N	1375-4	24.20	9.88	14.32	48.8	42.48	61.58	209.8
AU640	8.4	10.4	2.0	2.2	1375.0 N	1375-4	32.80	11.00	21.80	61.0	22.00	43.60	122.0
AU641	5.8	9.2	3.4	3.4	1375.0 N	1375-4	7.70	2.75	4.95	15.0	9.35	16.83	51.0
AU718	17.9	31.5	13.6	13.6	1375.0 N	1375-4	24.87	9.93	14.94	46.4	135.05	203.18	631.0
AU719	15.4	17.2	1.8	2.2	1375.0 N	1375-4	42.71	19.87	22.84	102.0	35.77	41.11	183.6
AU271	7.1	11.1	4.0	4.0	1375.0 N	1375-5	11.59	4.16	7.43	16.5	16.64	29.72	66.0
AU272	8.0	13.6	5.6	5.6	1375.0 N	1375-5	15.85	5.36	10.49	28.6	30.02	58.74	160.2
AU273	6.3	11.6	5.3	5.3	1375.0 N	1375-5	27.48	9.57	17.91	95.7	50.72	94.92	507.2
AU274	16.2	18.9	2.7	2.7	1375.0 N	1375-5	17.12	6.84	10.28	30.5	18.47	27.76	82.3
AU274	6.9	10.0	3.1	3.1	1375.0 N	1375-5	11.53	3.95	7.58	26.2	12.25	23.50	81.2
AU277	7.8	11.7	3.9	3.9	1375.0 N	1375-5	26.85	8.35	18.50	42.1	32.56	72.15	164.2
AU278	10.2	10.9	0.7	2.2	1375.0 N	1375-5	80.40	65.00	15.40	49.0	45.50	10.78	34.3
AU686	6.7	12.6	5.9	5.9	1375.0 N	1375-5	20.64	9.16	11.48	185.7	54.04	67.73	1095.6
AU687	6.5	18.7	12.2	12.2	1375.0 N	1375-5	23.85	7.68	16.17	50.6	93.70	197.27	617.3
AU719	8.5	9.0	0.5	2.2	1375.0 N	1375-5	6.20	2.65	3.55	21.7	1.33	1.78	10.9
AU277	0.0	3.2	3.2	3.2	1375.0 N	1375-6	7.84	2.20	5.64	80.9	7.04	18.05	258.9
AU278	0.0	4.3	4.3	4.3	1375.0 N	1375-6	9.85	6.72	3.13	178.7	28.90	13.46	768.4

HOLE	FROM	TO	ACTUAL	ADJSTD	CROSS	COMP	Pb+Zn	Pb	Zn	Ag	LENGTH WEIGHTED		
	(m.)	(m.)	INTRVL	INTRVL	SECTION	NAME	(%)	(%)	(%)	(g/t)	LEAD	ZINC	SILVER
AU390	24.1	30.2	6.1	6.1	1375.0 N	1375-6	15.00	5.36	9.64	19.6	32.70	58.80	119.6
AU715	12.7	13.9	1.2	2.2	1375.0 N	1375-6	42.90	20.60	22.30	101.3	24.72	26.76	121.6
AU718	4.6	6.9	2.3	2.3	1375.0 N	1375-6	12.67	3.81	8.86	27.2	8.76	20.38	62.6
AU719	3.1	4.3	1.2	2.2	1375.0 N	1375-6	14.55	2.95	11.60	41.3	3.54	13.92	49.6
AU719	2.0	3.1	1.1	2.2	1375.0 N	1375-7	0.07	0.05	0.02	30.8	0.06	0.02	33.9
AU279	4.7	7.3	2.6	2.6	1375.0 N	1375-8	2.77	1.46	1.31	77.0	3.80	3.41	200.2
AU280	22.6	23.3	0.7	2.2	1375.0 N	1375-8	33.50	12.90	20.60	60.0	9.03	14.42	42.0
AU280	5.8	9.9	4.1	4.1	1375.0 N	1375-8	10.42	3.25	7.17	45.7	13.33	29.40	187.4
AU281	18.8	20.3	1.5	2.2	1375.0 N	1375-8	9.65	1.55	8.10	81.0	2.33	12.15	121.5
AU282	16.7	18.6	1.9	2.2	1375.0 N	1375-8	8.03	0.65	7.38	31.1	1.24	14.02	59.1
AU435	3.0	8.8	5.8	5.8	1375.0 N	1375-8	11.05	6.96	4.09	250.2	40.37	23.72	1451.2
AU436	0.0	2.9	2.9	2.9	1375.0 N	1375-8	16.02	2.92	13.10	143.9	8.47	37.99	417.3
AU714	0.0	4.3	4.3	4.3	1375.0 N	1375-8	12.53	4.93	7.60	31.6	21.20	32.68	135.9
AU715	4.0	8.1	4.1	4.1	1375.0 N	1375-8	13.89	3.96	9.93	45.5	16.24	40.71	186.5
AU716	4.0	8.0	4.0	4.0	1375.0 N	1375-8	13.29	3.39	9.90	67.0	13.56	39.60	268.0
AU717	4.0	7.2	3.2	3.2	1375.0 N	1375-8	10.06	2.71	7.35	81.9	8.67	23.52	262.1
AU722	6.3	22.0	15.7	15.7	1375.0 N	1375-8	12.89	3.89	9.00	112.5	61.07	141.30	1766.3
AU722	27.5	28.5	1.0	2.2	1375.0 N	1375-8	4.95	0.84	4.11	72.1	0.84	4.11	72.1
AU722	34.5	37.4	2.9	2.9	1375.0 N	1375-8	20.66	5.42	15.24	63.7	15.72	44.20	184.7
AU281	5.1	18.8	13.7	13.7	1375.0 N	1375-9	3.95	2.01	1.94	120.1	27.54	26.58	1645.4
AU282	4.3	16.7	12.4	12.4	1375.0 N	1375-9	2.05	1.68	0.37	98.7	20.83	4.59	1223.9
AU721	5.1	14.5	9.4	9.4	1375.0 N	1375-9	4.52	2.83	1.69	194.1	26.60	15.89	1824.5
U216	108.4	112.0	3.6	3.6	1375.0 N	1375-9	5.68	4.48	1.20	284.0	16.13	4.32	1022.4
U217	99.8	101.3	1.5	2.2	1375.0 N	1375-9	0.28	0.21	0.07	14.0	0.32	0.11	21.0
AU717	17.0	19.5	2.5	2.5	1375.0 N	1375-10	17.21	7.42	9.79	36.0	18.55	24.47	90.0
AU722	28.5	34.5	6.0	6.0	1375.0 N	1375-11	1.35	0.88	0.47	58.9	5.28	2.82	353.4

HOLE	FROM	TO	ACTUAL	ADJSTD	CROSS	COMP	Pb+Zn	Pb	Zn	Ag	LENGTH WEIGHTED		
	(m.)	(m.)	INTRVL	INTRVL	SECTION	NAME	(%)	(%)	(%)	(g/t)	LEAD	ZINC	SILVER
AU281	38.2	42.2	4.0	4.0	1375.0 N	1375-12	2.48	2.38	0.10	235.0	9.52	0.40	940.0
AU722	45.4	49.5	4.1	4.1	1375.0 N	1375-12	1.69	1.52	0.17	186.8	6.23	0.70	765.9
AU282	76.4	82.1	5.7	5.7	1375.0 N	1375-13	1.75	1.67	0.08	200.0	9.52	0.46	1140.0
AU721	83.2	83.5	0.3	2.2	1375.0 N	1375-13	11.94	5.17	6.77	28.6	1.55	2.03	8.6
AU721	76.5	78.3	1.8	2.2	1375.0 N	1375-13	3.52	1.10	2.42	12.6	1.98	4.36	22.7
U213	160.3	161.0	0.7	2.2	1375.0 N	1375-13	3.61	0.96	2.65	14.0	0.67	1.85	9.8
U213	157.0	158.1	1.1	2.2	1375.0 N	1375-13	0.39	0.20	0.19	9.0	0.22	0.21	9.9
AU282	87.2	89.8	2.6	2.6	1375.0 N	1375-14	0.56	0.19	0.37	4.9	0.49	0.96	12.7
AU721	93.4	96.2	2.8	2.8	1375.0 N	1375-15	5.44	2.39	3.05	21.5	6.69	8.54	60.2
AU280	57.5	59.4	1.9	2.2	1375.0 N	1375-16	25.22	9.12	16.10	35.9	17.33	30.59	68.2
AU722	39.4	45.4	6.0	6.0	1375.0 N	1375-16	29.37	11.57	17.80	102.8	69.42	106.80	616.8
AU282	52.1	71.5	19.4	19.4	1375.0 N	1375-17	2.55	0.62	1.93	24.3	12.03	37.44	471.4
AU602	57.9	62.6	4.7	4.7	1375.0 N	1375-17	5.99	2.61	3.38	54.0	12.27	15.89	253.8
AU721	69.4	71.2	1.8	2.2	1375.0 N	1375-17	5.70	1.28	4.42	49.2	2.30	7.96	88.6
AU282	71.5	76.4	4.9	4.9	1375.0 N	1375-18	9.43	5.21	4.22	238.5	25.53	20.68	1168.7
AU721	71.2	73.1	1.9	2.2	1375.0 N	1375-18	13.33	3.52	9.81	101.6	6.69	18.64	193.0
AU715	13.9	17.1	3.2	3.2	1375.0 N	1375-19	2.73	1.77	0.96	15.3	5.66	3.07	48.8
134	92.1	93.0	0.9	2.2	1387.5 N	1387-1	10.06	4.24	5.82	24.0	3.82	5.24	21.6
134	83.9	85.6	1.7	2.2	1387.5 N	1387-2	19.44	8.08	11.36	34.0	13.74	19.31	57.8
160	101.1	102.6	1.5	2.2	1387.5 N	1387-2	15.02	7.52	7.50	34.0	11.28	11.25	51.0
211	97.9	99.6	1.7	2.2	1387.5 N	1387-2	27.44	11.71	15.73	51.4	19.91	26.74	87.4
AU630	10.2	12.3	2.1	2.2	1387.5 N	1387-2	23.90	10.80	13.10	47.0	22.68	27.51	98.7
AU630	7.3	10.2	2.9	2.9	1387.5 N	1387-3	0.79	0.38	0.41	5.0	1.10	1.19	14.5
160	109.1	114.8	5.7	5.7	1387.5 N	1387-4	21.33	7.74	13.59	44.6	44.12	77.46	254.2
AU631	4.6	17.7	13.1	13.1	1387.5 N	1387-4	16.53	7.02	9.51	35.9	91.96	124.58	470.3
AU632	5.0	7.5	2.5	2.5	1387.5 N	1387-4	10.04	4.66	5.38	35.0	11.65	13.45	87.5

HOLE	FROM	TO	ACTUAL	ADJSTD	CROSS	COMP	Pb+Zn	Pb	Zn	Ag	LENGTH WEIGHTED		
	(m.)	(m.)	INTRVL	INTRVL	SECTION	NAME	(%)	(%)	(%)	(g/t)	LEAD	ZINC	SILVER
AU638	1.9	2.6	0.7	2.2	1387.5 N	1387-25	22.40	7.60	14.80	39.0	5.32	10.36	27.3
U106	56.2	56.6	0.4	2.2	1400.0 N	1400-1	14.13	6.84	7.29	29.3	2.74	2.92	11.7
U109	53.1	57.9	4.8	4.8	1400.0 N	1400-1	27.91	11.63	16.28	39.8	55.82	78.14	191.0
AU548	34.9	38.0	3.1	3.1	1400.0 N	1400-2	14.40	5.88	8.52	13.4	18.23	26.41	41.5
AU262	23.4	25.2	1.8	2.2	1400.0 N	1400-4	15.26	6.26	9.00	27.0	11.27	16.20	48.6
AU263	17.9	18.9	1.0	2.2	1400.0 N	1400-4	28.40	16.30	12.10	49.2	16.30	12.10	49.2
AU264	26.5	27.3	0.8	2.2	1400.0 N	1400-4	21.52	10.02	11.50	42.0	8.02	9.20	33.6
AU260	21.0	25.0	4.0	4.0	1400.0 N	1400-7	19.41	7.56	11.85	32.3	30.24	47.40	129.2
AU261	13.3	14.3	1.0	2.2	1400.0 N	1400-7	12.04	5.18	6.86	21.0	5.18	6.86	21.0
AU261	16.7	20.7	4.0	4.0	1400.0 N	1400-7	13.00	5.30	7.70	25.9	21.20	30.80	103.6
AU263	12.7	13.0	0.3	2.2	1400.0 N	1400-7	10.52	4.74	5.78	19.2	1.42	1.73	5.8
AU264	19.0	22.8	3.8	3.8	1400.0 N	1400-7	27.01	12.49	14.52	61.2	47.46	55.18	232.6
AU548	14.6	19.2	4.6	4.6	1400.0 N	1400-7	26.31	15.07	11.24	59.9	69.32	51.70	275.5
AU635	22.2	22.9	0.7	2.2	1400.0 N	1400-7	24.60	10.80	13.80	50.0	7.56	9.66	35.0
AU635	28.1	28.7	0.6	2.2	1400.0 N	1400-7	19.68	8.68	11.00	44.0	5.21	6.60	26.4
AU635	17.8	19.1	1.3	2.2	1400.0 N	1400-7	17.20	7.30	9.90	21.0	9.49	12.87	27.3
AU636	18.6	21.4	2.8	2.8	1400.0 N	1400-7	18.44	7.06	11.38	38.2	19.77	31.86	107.0
AU636	11.9	12.5	0.6	2.2	1400.0 N	1400-7	20.60	8.80	11.80	29.0	5.28	7.08	17.4
AU637	17.6	29.4	11.8	11.8	1400.0 N	1400-7	12.54	5.13	7.41	22.2	60.53	87.44	262.0
AU638	28.2	29.9	1.7	2.2	1400.0 N	1400-7	26.28	10.37	15.91	53.0	17.63	27.05	90.1
AU260	0.0	3.0	3.0	3.0	1400.0 N	1400-8	26.45	7.03	19.42	48.9	21.09	58.26	146.7
AU261	0.0	1.5	1.5	2.2	1400.0 N	1400-8	28.30	9.50	18.80	51.5	14.25	28.20	77.3
AU255	5.0	14.3	9.3	9.3	1400.0 N	1400-9	15.47	3.81	11.66	60.3	35.43	108.44	560.8
AU256	0.0	1.7	1.7	2.2	1400.0 N	1400-9	11.70	10.36	1.34	220.0	17.61	2.28	374.0
AU257	0.0	1.5	1.5	2.2	1400.0 N	1400-9	24.58	5.58	19.00	52.0	8.37	28.50	78.0
AU258	0.0	9.6	9.6	9.6	1400.0 N	1400-9	13.15	3.75	9.40	36.6	36.00	90.24	351.4

HOLE	FROM	TO	ACTUAL	ADJSTD	CROSS	COMP	Pb+Zn	Pb	Zn	Ag	LENGTH WEIGHTED		
	(m.)	(m.)	INTRVL	INTRVL	SECTION	NAME	(%)	(%)	(%)	(g/t)	LEAD	ZINC	SILVER
AU259	15.6	20.2	4.6	4.6	1400.0 N	1400-9	15.21	3.57	11.64	113.0	16.42	53.54	519.8
U215	93.8	95.9	2.1	2.2	1400.0 N	1400-9	11.14	3.22	7.92	83.0	6.76	16.63	174.3
AU263	6.7	8.5	1.8	2.2	1400.0 N	1400-10	18.17	6.43	11.74	29.5	11.57	21.13	53.1
AU264	6.3	8.2	1.9	2.2	1400.0 N	1400-10	14.69	6.32	8.37	29.1	12.01	15.90	55.3
U217	73.1	77.4	4.3	4.3	1400.0 N	1400-10	15.25	6.44	8.81	32.2	27.69	37.88	138.5
AU255	0.0	2.5	2.5	2.5	1400.0 N	1400-11	14.04	5.28	8.76	31.8	13.20	21.90	79.5
AU259	0.0	2.5	2.5	2.5	1400.0 N	1400-11	11.83	5.00	6.83	44.4	12.50	17.08	111.0
AU265	0.0	13.8	13.8	13.8	1400.0 N	1400-11	10.19	3.49	6.70	10.4	48.16	92.46	143.5
AU266	0.0	16.8	16.8	16.8	1400.0 N	1400-11	12.76	5.64	7.12	25.6	94.75	119.62	430.1
AU267	0.0	3.6	3.6	3.6	1400.0 N	1400-11	19.93	5.70	14.23	26.2	20.52	51.23	94.3
AU267	18.2	27.7	9.5	9.5	1400.0 N	1400-11	17.65	6.44	11.21	41.5	61.18	106.50	394.3
AU268	32.7	47.0	14.3	14.3	1400.0 N	1400-11	35.67	12.08	23.59	72.0	172.74	337.34	1029.6
AU268	0.0	3.3	3.3	3.3	1400.0 N	1400-11	16.86	7.16	9.70	32.6	23.63	32.01	107.6
AU390	1.2	8.8	7.6	7.6	1400.0 N	1400-11	23.45	10.41	13.04	42.2	79.12	99.10	320.7
AU391	2.4	11.9	9.5	9.5	1400.0 N	1400-11	14.31	4.28	10.03	84.1	40.66	95.29	798.9
AU546	0.0	3.0	3.0	3.0	1400.0 N	1400-11	17.07	6.77	10.30	126.9	20.31	30.90	380.7
AU547	0.0	1.2	1.2	2.2	1400.0 N	1400-11	11.22	2.48	8.74	31.1	2.98	10.49	37.3
AU548	0.0	0.8	0.8	2.2	1400.0 N	1400-11	8.00	3.00	5.00	10.0	2.40	4.00	8.0
U216	78.2	90.2	12.0	12.0	1400.0 N	1400-11	10.78	3.59	7.19	40.2	43.08	86.28	482.4
162	137.9	143.3	5.4	5.4	1400.0 N	1400-12	2.30	0.75	1.55	10.1	4.05	8.37	54.5
162	147.0	153.3	6.3	6.3	1400.0 N	1400-13	0.87	0.32	0.55	58.7	2.02	3.47	369.8
AU453	27.3	28.5	1.2	2.2	1400.0 N	1400-14	8.66	3.62	5.04	24.1	4.34	6.05	28.9
AU631	23.6	24.2	0.6	2.2	1400.0 N	1400-14	9.12	7.96	1.16	47.0	4.78	0.70	28.2
AU656	0.0	2.4	2.4	2.4	1400.0 N	1400-15	19.04	4.37	14.67	65.0	10.49	35.21	156.0
AU657	2.8	5.4	2.6	2.6	1400.0 N	1400-15	20.00	8.00	12.00	30.0	20.80	31.20	78.0
AU257	31.7	33.5	1.8	2.2	1400.0 N	1400-16	12.06	4.98	7.08	30.0	8.96	12.74	54.0

HOLE	FROM	TO	ACTUAL	ADJSTD	CROSS	COMP	Pb+Zn	Pb	Zn	Ag	LENGTH WEIGHTED		
	(m.)	(m.)	INTRVL	INTRVL	SECTION	NAME	(%)	(%)	(%)	(g/t)	LEAD	ZINC	SILVER
AU257	18.5	23.7	5.2	5.2	1400.0 N	1400-16	28.41	11.27	17.14	45.7	58.60	89.13	237.6
AU257	37.4	37.7	0.3	2.2	1400.0 N	1400-16	10.56	4.62	5.94	25.0	1.39	1.78	7.5
AU260	14.0	16.1	2.1	2.2	1400.0 N	1400-16	18.98	9.30	9.68	47.5	19.53	20.33	99.8
AU548	29.4	30.5	1.1	2.2	1400.0 N	1400-17	2.70	0.98	1.72	4.9	1.08	1.89	5.4
AU548	31.7	32.0	0.3	2.2	1400.0 N	1400-17	7.68	3.21	4.47	7.2	0.96	1.34	2.2
U168	42.0	44.5	2.5	2.5	1412.5 N	1412-1	32.21	14.71	17.50	67.4	36.78	43.75	168.5
U140	39.4	41.7	2.3	2.3	1412.5 N	1412-2	7.89	3.14	4.75	16.9	7.22	10.93	38.9
AU516	0.0	0.2	0.2	2.2	1412.5 N	1412-3	12.00	4.00	8.00	30.0	0.80	1.60	6.0
AU517	0.0	2.6	2.6	2.6	1412.5 N	1412-3	15.90	4.80	11.10	20.1	12.48	28.86	52.3
U141	36.6	37.1	0.5	2.2	1412.5 N	1412-3	19.02	6.84	12.18	30.6	3.42	6.09	15.3
AU637	29.4	34.6	5.2	5.2	1412.5 N	1412-5	22.66	9.46	13.20	50.0	49.19	68.64	260.0
AU638	31.2	33.3	2.1	2.2	1412.5 N	1412-5	19.98	9.17	10.81	49.0	19.26	22.70	102.9
U216	74.7	78.2	3.5	3.5	1412.5 N	1412-6	13.28	4.27	9.01	31.0	14.94	31.54	108.5
89	135.0	138.5	3.5	3.5	1412.5 N	1412-7	16.26	6.69	9.57	34.0	23.42	33.50	119.0
AU654	22.3	23.0	0.7	2.2	1412.5 N	1412-7	7.90	3.40	4.50	14.0	2.38	3.15	9.8
89	145.2	147.2	2.0	2.2	1412.5 N	1412-8	34.10	9.10	25.00	54.0	18.20	50.00	108.0
89	153.7	155.0	1.3	2.2	1412.5 N	1412-9	23.50	10.00	13.50	51.0	13.00	17.55	66.3
AU599	45.9	50.1	4.2	4.2	1412.5 N	1412-10	27.44	5.09	22.35	86.7	21.38	93.87	364.1
AU211	137.7	141.6	3.9	3.9	1412.5 N	1412-11	7.46	2.72	4.74	19.3	10.61	18.49	75.3
AU600	65.2	70.1	4.9	4.9	1412.5 N	1412-11	1.44	0.79	0.65	24.2	3.87	3.18	118.6
89	172.8	175.7	2.9	2.9	1412.5 N	1412-12	6.38	2.36	4.02	34.0	6.84	11.66	98.6
89	180.0	183.6	3.6	3.6	1412.5 N	1412-12	7.54	2.67	4.87	27.6	9.61	17.53	99.4
AU598	32.7	36.6	3.9	3.9	1412.5 N	1412-12	30.60	11.21	19.39	53.0	43.72	75.62	206.7
AU658	0.0	4.5	4.5	4.5	1412.5 N	1412-12	13.72	2.98	10.74	78.4	13.41	48.33	352.8
AU684	14.7	16.6	1.9	2.2	1412.5 N	1412-12	14.43	1.07	13.36	68.0	2.03	25.38	129.2
AU685	6.2	8.1	1.9	2.2	1412.5 N	1412-12	17.87	5.17	12.70	257.0	9.82	24.13	488.3

HOLE	FROM	TO	ACTUAL	ADJSTD	CROSS	COMP	Pb+Zn	Pb	Zn	Ag	LENGTH WEIGHTED		
	(m.)	(m.)	INTRVL	INTRVL	SECTION	NAME	(%)	(%)	(%)	(g/t)	LEAD	ZINC	SILVER
AU685	25.5	26.5	1.0	2.2	1412.5 N	1412-12	16.51	5.46	11.05	37.0	5.46	11.05	37.0
U214	76.8	82.3	5.5	5.5	1412.5 N	1412-12	44.72	13.78	30.94	74.5	75.79	170.17	409.8
U215	69.0	80.6	11.6	11.6	1412.5 N	1412-12	18.26	5.63	12.63	40.5	65.31	146.51	469.8
91	80.5	82.8	2.3	2.3	1425.0 N	1425-1	3.90	1.58	2.32	10.0	3.63	5.34	23.0
91	109.9	110.8	0.9	2.2	1425.0 N	1425-2	24.62	7.42	17.20	48.0	6.68	15.48	43.2
AU704	61.1	62.1	1.0	2.2	1425.0 N	1425-2	33.23	7.63	25.60	32.3	7.63	25.60	32.3
144	69.2	71.4	2.2	2.2	1425.0 N	1425-3	1.92	1.08	0.84	6.0	2.38	1.85	13.2
AU513	0.0	2.6	2.6	2.6	1425.0 N	1425-4	14.35	3.03	11.32	15.0	7.88	29.43	39.0
U105	42.9	43.7	0.8	2.2	1425.0 N	1425-4	40.63	15.53	25.10	55.8	12.42	20.08	44.6
U108	40.9	44.2	3.3	3.3	1425.0 N	1425-4	29.01	7.88	21.13	33.4	26.00	69.73	110.2
U142	32.1	34.0	1.9	2.2	1425.0 N	1425-4	26.64	10.64	16.00	49.8	20.22	30.40	94.6
AU652	8.8	9.7	0.9	2.2	1425.0 N	1425-5	5.60	2.20	3.40	15.0	1.98	3.06	13.5
AU653	0.0	8.4	8.4	8.4	1425.0 N	1425-5	15.96	6.38	9.58	27.6	53.59	80.47	231.8
U120	44.8	46.3	1.5	2.2	1425.0 N	1425-5	17.00	8.94	8.06	39.1	13.41	12.09	58.7
AU299	2.0	2.6	0.6	2.2	1425.0 N	1425-6	15.12	6.83	8.29	30.0	4.10	4.97	18.0
AU597	24.7	31.6	6.9	6.9	1425.0 N	1425-6	29.43	5.23	24.20	78.8	36.09	166.98	543.7
AU701	1.6	2.3	0.7	2.2	1425.0 N	1425-6	26.70	13.30	13.40	53.3	9.31	9.38	37.3
AU702	0.0	4.0	4.0	4.0	1425.0 N	1425-6	17.81	7.36	10.45	42.0	29.44	41.80	168.0
AU710	0.7	4.2	3.5	3.5	1425.0 N	1425-6	24.40	10.30	14.10	57.4	36.05	49.35	200.9
AU711	7.3	9.3	2.0	2.2	1425.0 N	1425-6	17.43	6.93	10.50	40.9	13.86	21.00	81.8
AU712	4.4	5.4	1.0	2.2	1425.0 N	1425-6	16.08	6.93	9.15	38.7	6.93	9.15	38.7
AU713	2.5	3.6	1.1	2.2	1425.0 N	1425-6	24.40	10.20	14.20	51.0	11.22	15.62	56.1
U213	68.9	70.7	1.8	2.2	1425.0 N	1425-6	8.36	2.76	5.60	17.0	4.97	10.08	30.6
U213	77.9	81.0	3.1	3.1	1425.0 N	1425-6	29.17	7.66	21.51	51.8	23.75	66.68	160.6
U214	71.6	74.3	2.7	2.7	1425.0 N	1425-6	13.05	4.40	8.65	27.0	11.88	23.36	72.9
U214	67.0	68.5	1.5	2.2	1425.0 N	1425-6	22.15	4.65	17.50	75.0	6.98	26.25	112.5

HOLE	FROM	TO	ACTUAL	ADJSTD	CROSS	COMP	Pb+Zn	Pb	Zn	Ag	LENGTH WEIGHTED		
	(m.)	(m.)	INTRVL	INTRVL	SECTION	NAME	(%)	(%)	(%)	(g/t)	LEAD	ZINC	SILVER
U215	66.5	69.0	2.5	2.5	1425.0 N	1425-6	27.10	9.20	17.90	37.0	23.00	44.75	92.5
AU703	23.6	25.0	1.4	2.2	1425.0 N	1425-7	10.26	4.09	6.17	23.6	5.73	8.64	33.0
AU709	24.5	25.5	1.0	2.2	1425.0 N	1425-7	10.82	4.22	6.60	22.9	4.22	6.60	22.9
U217	48.1	53.6	5.5	5.5	1425.0 N	1425-7	27.20	11.65	15.55	60.0	64.08	85.53	330.0
AU431	6.1	8.5	2.4	2.4	1425.0 N	1425-8	25.80	7.90	17.90	27.6	18.96	42.96	66.2
AU432	0.0	8.1	8.1	8.1	1425.0 N	1425-8	19.56	8.05	11.51	37.3	65.21	93.23	302.1
AU433	0.0	7.5	7.5	7.5	1425.0 N	1425-8	17.59	7.21	10.38	32.2	54.08	77.85	241.5
AU299	26.4	29.5	3.1	3.1	1425.0 N	1425-9	27.08	10.87	16.21	45.4	33.70	50.25	140.7
AU683	26.9	30.0	3.1	3.1	1425.0 N	1425-10	12.33	3.15	9.18	70.0	9.77	28.46	217.0
AU702	67.0	68.8	1.8	2.2	1425.0 N	1425-10	19.45	5.85	13.60	118.8	10.53	24.48	213.8
AU702	68.8	75.5	6.7	6.7	1425.0 N	1425-11	0.80	0.42	0.38	12.0	2.81	2.55	80.4
AU703	30.2	31.2	1.0	2.2	1425.0 N	1425-12	7.51	3.09	4.42	22.0	3.09	4.42	22.0
AU703	33.0	35.0	2.0	2.2	1425.0 N	1425-13	9.16	4.00	5.16	22.8	8.00	10.32	45.6
AU706	11.3	17.5	6.2	6.2	1425.0 N	1425-14	15.61	5.53	10.08	22.8	34.29	62.50	141.4
AU707	38.3	38.9	0.6	2.2	1425.0 N	1425-15	8.39	3.80	4.59	18.4	2.28	2.75	11.0
AU708	29.4	36.0	6.6	6.6	1425.0 N	1425-15	13.44	5.58	7.86	24.7	36.83	51.88	163.0
AU709	30.2	31.0	0.8	2.2	1425.0 N	1425-15	15.10	7.00	8.10	35.9	5.60	6.48	28.7
AU709	34.0	34.4	0.4	2.2	1425.0 N	1425-15	14.22	4.46	9.76	21.9	1.78	3.90	8.8
AU711	11.4	13.8	2.4	2.4	1425.0 N	1425-16	16.27	8.42	7.85	51.3	20.21	18.84	123.1
AU711	32.9	33.3	0.4	2.2	1425.0 N	1425-17	14.91	7.34	7.57	30.8	2.94	3.03	12.3
AU597	6.8	10.4	3.6	3.6	1425.0 N	1425-18	27.09	10.39	16.70	42.0	37.40	60.12	151.2
AU599	8.8	9.8	1.0	2.2	1425.0 N	1425-18	24.10	10.20	13.90	48.0	10.20	13.90	48.0
AU600	9.9	10.5	0.6	2.2	1425.0 N	1425-18	23.92	5.52	18.40	40.0	3.31	11.04	24.0
AU599	16.6	18.5	1.9	2.2	1425.0 N	1425-19	12.52	4.88	7.64	32.0	9.27	14.52	60.8
AU599	26.2	31.0	4.8	4.8	1425.0 N	1425-23	21.10	4.77	16.33	210.7	22.90	78.38	1011.4
AU600	22.7	25.7	3.0	3.0	1425.0 N	1425-23	12.08	7.32	4.76	360.0	21.96	14.28	1080.0

HOLE	FROM	TO	ACTUAL	ADJSTD	CROSS	COMP	Pb+Zn	Pb	Zn	Ag	LENGTH WEIGHTED		
	(m.)	(m.)	INTRVL	INTRVL	SECTION	NAME	(%)	(%)	(%)	(g/t)	LEAD	ZINC	SILVER
AU662	0.0	7.6	7.6	7.6	1425.0 N	1425-23	28.41	2.71	25.70	149.2	20.60	195.32	1133.9
AU681	0.0	3.8	3.8	3.8	1425.0 N	1425-23	23.76	8.49	15.27	39.0	32.26	58.03	148.2
AU682	0.0	5.0	5.0	5.0	1425.0 N	1425-23	24.60	6.38	18.22	56.8	31.90	91.10	284.0
AU683	0.6	9.2	8.6	8.6	1425.0 N	1425-23	25.27	3.16	22.11	94.6	27.18	190.15	813.6
U212	83.3	95.4	12.1	12.1	1425.0 N	1425-23	26.11	4.04	22.07	80.5	48.88	267.05	974.1
AU299	32.5	36.5	4.0	4.0	1425.0 N	1425-25	17.84	7.29	10.55	37.0	29.16	42.20	148.0
AU433	18.9	20.9	2.0	2.2	1425.0 N	1425-25	15.20	7.38	7.82	36.7	14.76	15.64	73.4
AU700	30.3	32.3	2.0	2.2	1425.0 N	1425-25	29.00	12.20	16.80	68.0	24.40	33.60	136.0
328	76.3	78.0	1.7	2.2	1437.5 N	1437-1	27.16	10.64	16.52	38.4	18.09	28.08	65.3
97	81.0	85.3	4.3	4.3	1437.5 N	1437-1	19.01	6.74	12.27	25.3	28.98	52.76	108.8
AU223	0.0	7.6	7.6	7.6	1437.5 N	1437-1	16.52	6.16	10.36	105.4	46.82	78.74	801.0
AU224	0.0	7.5	7.5	7.5	1437.5 N	1437-1	14.28	6.19	8.09	73.1	46.43	60.68	548.3
AU225	71.7	72.2	0.5	2.2	1437.5 N	1437-1	17.24	7.50	9.74	21.5	3.75	4.87	10.8
AU227	0.0	3.0	3.0	3.0	1437.5 N	1437-1	11.03	4.60	6.43	14.7	13.80	19.29	44.1
AU228	0.0	2.7	2.7	2.7	1437.5 N	1437-1	11.78	3.46	8.32	9.6	9.34	22.46	25.9
AU229	0.0	3.6	3.6	3.6	1437.5 N	1437-1	14.35	6.14	8.21	21.7	22.10	29.56	78.1
AU510	5.4	6.7	1.3	2.2	1437.5 N	1437-1	32.00	11.90	20.10	54.6	15.47	26.13	71.0
AU510	8.8	9.5	0.7	2.2	1437.5 N	1437-1	32.80	11.90	20.90	50.7	8.33	14.63	35.5
AU512	0.0	2.8	2.8	2.8	1437.5 N	1437-1	7.47	3.16	4.31	14.7	8.85	12.07	41.2
U107	39.7	40.5	0.8	2.2	1437.5 N	1437-1	30.00	9.69	20.31	37.3	7.75	16.25	29.8
U165	25.6	31.6	6.0	6.0	1437.5 N	1437-1	10.07	4.11	5.96	19.7	24.66	35.76	118.2
110	85.4	87.5	2.1	2.2	1437.5 N	1437-2	12.02	4.74	7.28	20.0	9.95	15.29	42.0
AU460	22.0	25.6	3.6	3.6	1437.5 N	1437-2	27.20	11.40	15.80	43.5	41.04	56.88	156.6
AU527	18.9	20.7	1.8	2.2	1437.5 N	1437-2	26.66	9.36	17.30	45.0	16.85	31.14	81.0
110	92.6	96.9	4.3	4.3	1437.5 N	1437-3	8.41	3.45	4.96	20.0	14.84	21.33	86.0
AU527	31.2	33.2	2.0	2.2	1437.5 N	1437-3	7.60	2.98	4.62	19.0	5.96	9.24	38.0

HOLE	FROM	TO	ACTUAL	ADJSTD	CROSS	COMP	Pb+Zn	Pb	Zn	Ag	LENGTH WEIGHTED		
	(m.)	(m.)	INTRVL	INTRVL	SECTION	NAME	(%)	(%)	(%)	(g/t)	LEAD	ZINC	SILVER
AU527	36.6	37.8	1.2	2.2	1437.5 N	1437-3	11.96	5.37	6.59	18.6	6.44	7.91	22.3
110	117.5	136.9	19.4	19.4	1437.5 N	1437-4	23.45	7.33	16.12	67.8	142.20	312.73	1315.3
212	170.0	184.5	14.5	14.5	1437.5 N	1437-4	26.93	4.21	22.72	104.9	61.05	329.44	1521.1
AU211	90.2	96.7	6.5	6.5	1437.5 N	1437-4	17.36	2.50	14.86	62.1	16.25	96.59	403.7
AU565	34.3	35.7	1.4	2.2	1437.5 N	1437-4	12.26	2.18	10.08	94.5	3.05	14.11	132.3
AU566	33.9	38.5	4.6	4.6	1437.5 N	1437-4	19.82	3.77	16.05	104.3	17.34	73.83	479.8
AU567	31.7	41.6	9.9	9.9	1437.5 N	1437-4	27.38	3.96	23.42	83.6	39.20	231.86	827.6
AU568	41.9	48.9	7.0	7.0	1437.5 N	1437-4	27.10	10.64	16.46	49.6	74.48	115.22	347.2
AU661	12.9	23.2	10.3	10.3	1437.5 N	1437-4	14.02	4.54	9.48	198.1	46.76	97.64	2040.4
AU661	0.0	7.0	7.0	7.0	1437.5 N	1437-4	25.96	7.61	18.35	93.3	53.27	128.45	653.1
AU670	0.0	11.8	11.8	11.8	1437.5 N	1437-4	24.21	3.62	20.59	135.6	42.72	242.96	1600.1
AU671	0.0	7.7	7.7	7.7	1437.5 N	1437-4	10.34	2.98	7.36	234.5	22.95	56.67	1805.7
AU810	19.6	25.7	6.1	6.1	1437.5 N	1437-4	18.02	4.19	13.83	63.8	25.56	84.36	389.2
U212	80.8	83.3	2.5	2.5	1437.5 N	1437-4	26.52	3.22	23.30	74.0	8.05	58.25	185.0
U213	64.9	67.6	2.7	2.7	1437.5 N	1437-4	15.09	4.49	10.60	24.0	12.12	28.62	64.8
110	184.6	198.7	14.1	14.1	1437.5 N	1437-5	6.97	2.35	4.62	54.6	33.13	65.14	769.9
AU564	69.2	76.2	7.0	7.0	1437.5 N	1437-5	3.13	1.28	1.85	12.1	8.96	12.95	84.7
AU564	55.5	65.9	10.4	10.4	1437.5 N	1437-5	2.88	1.24	1.64	26.5	12.90	17.06	275.6
AU670	11.8	19.4	7.6	7.6	1437.5 N	1437-5	5.71	3.26	2.45	256.9	24.78	18.62	1952.4
U210	98.5	106.9	8.4	8.4	1437.5 N	1437-5	6.85	3.50	3.35	255.0	29.40	28.14	2142.0
161	84.3	85.8	1.5	2.2	1437.5 N	1437-6	4.70	2.00	2.70	10.0	3.00	4.05	15.0
AU228	93.1	96.3	3.2	3.2	1437.5 N	1437-8	11.41	4.14	7.27	17.2	13.25	23.26	55.0
AU564	25.2	34.1	8.9	8.9	1437.5 N	1437-8	6.18	5.30	0.88	365.5	47.17	7.83	3253.0
AU565	23.7	25.7	2.0	2.2	1437.5 N	1437-8	9.00	2.11	6.89	19.1	4.22	13.78	38.2
AU566	24.7	27.3	2.6	2.6	1437.5 N	1437-8	8.00	3.00	5.00	10.0	7.80	13.00	26.0
AU567	27.2	28.3	1.1	2.2	1437.5 N	1437-8	7.01	3.34	3.67	26.2	3.67	4.04	28.8

HOLE	FROM	TO	ACTUAL	ADJSTD	CROSS	COMP	Pb+Zn	Pb	Zn	Ag	LENGTH WEIGHTED		
	(m.)	(m.)	INTRVL	INTRVL	SECTION	NAME	(%)	(%)	(%)	(g/t)	LEAD	ZINC	SILVER
AU568	26.7	29.9	3.2	3.2	1437.5 N	1437-8	18.36	6.07	12.29	24.9	19.42	39.33	79.7
AU568	23.8	24.5	0.7	2.2	1437.5 N	1437-8	24.21	8.81	15.40	35.2	6.17	10.78	24.6
AU671	15.2	15.7	0.5	2.2	1437.5 N	1437-8	10.90	2.82	8.08	33.0	1.41	4.04	16.5
330	86.3	86.9	0.6	2.2	1437.5 N	1437-9	25.65	11.40	14.25	52.0	6.84	8.55	31.2
AU460	0.0	4.7	4.7	4.7	1437.5 N	1437-10	15.83	6.58	9.25	20.5	30.93	43.48	96.4
AU527	2.1	4.0	1.9	2.2	1437.5 N	1437-10	18.23	8.43	9.80	26.8	16.02	18.62	50.9
AU528	0.0	3.0	3.0	3.0	1437.5 N	1437-10	20.90	9.20	11.70	42.0	27.60	35.10	126.0
AU529	0.0	2.3	2.3	2.3	1437.5 N	1437-10	16.88	9.94	6.94	48.9	22.86	15.96	112.5
AU530	0.0	3.6	3.6	3.6	1437.5 N	1437-10	11.40	2.60	8.80	14.0	9.36	31.68	50.4
AU531	0.0	4.1	4.1	4.1	1437.5 N	1437-10	11.76	3.54	8.22	16.9	14.51	33.70	69.3
331	85.5	87.1	1.6	2.2	1437.5 N	1437-11	20.54	8.19	12.35	34.5	13.10	19.76	55.2
331	98.8	104.5	5.7	5.7	1437.5 N	1437-11	6.29	2.69	3.60	11.0	15.33	20.52	62.7
AU460	12.0	12.5	0.5	2.2	1437.5 N	1437-11	15.23	6.40	8.83	22.5	3.20	4.42	11.3
AU527	10.4	13.1	2.7	2.7	1437.5 N	1437-11	23.27	8.97	14.30	49.2	24.22	38.61	132.8
AU528	10.1	13.9	3.8	3.8	1437.5 N	1437-11	24.40	8.60	15.80	37.3	32.68	60.04	141.7
AU529	21.0	22.9	1.9	2.2	1437.5 N	1437-11	7.95	3.54	4.41	13.4	6.73	8.38	25.5
AU529	7.6	13.7	6.1	6.1	1437.5 N	1437-11	13.84	4.48	9.36	20.1	27.33	57.10	122.6
AU530	8.5	9.2	0.7	2.2	1437.5 N	1437-11	13.20	5.72	7.48	26.0	4.00	5.24	18.2
AU530	15.5	24.0	8.5	8.5	1437.5 N	1437-11	12.01	4.88	7.13	24.8	41.48	60.61	210.8
331	96.3	98.8	2.5	2.5	1437.5 N	1437-12	3.44	1.46	1.98	9.4	3.65	4.95	23.5
AU529	13.7	16.8	3.1	3.1	1437.5 N	1437-12	3.51	1.47	2.04	11.5	4.56	6.32	35.7
330	160.2	161.8	1.6	2.2	1437.5 N	1437-14	11.29	3.97	7.32	31.5	6.35	11.71	50.4
AU228	76.1	77.3	1.2	2.2	1437.5 N	1437-14	14.71	2.31	12.40	111.3	2.77	14.88	133.6
AU564	0.0	2.6	2.6	2.6	1437.5 N	1437-14	10.30	2.63	7.67	21.0	6.84	19.94	54.6
AU565	1.0	3.5	2.5	2.5	1437.5 N	1437-14	6.13	1.70	4.43	15.8	4.25	11.08	39.5
AU566	1.8	7.0	5.2	5.2	1437.5 N	1437-14	15.55	5.03	10.52	19.3	26.16	54.70	100.4

HOLE	FROM	TO	ACTUAL	ADJSTD	CROSS	COMP	Pb+Zn	Pb	Zn	Ag	LENGTH WEIGHTED		
	(m.)	(m.)	INTRVL	INTRVL	SECTION	NAME	(%)	(%)	(%)	(g/t)	LEAD	ZINC	SILVER
AU567	2.8	4.8	2.0	2.2	1437.5 N	1437-14	21.41	5.91	15.50	25.8	11.82	31.00	51.6
AU568	4.0	8.7	4.7	4.7	1437.5 N	1437-14	11.80	4.21	7.59	21.5	19.79	35.67	101.0
AU568	0.0	1.6	1.6	2.2	1437.5 N	1437-14	9.36	5.85	3.51	24.5	9.36	5.62	39.2
AU569	0.0	2.7	2.7	2.7	1437.5 N	1437-14	12.21	6.32	5.89	39.4	17.06	15.90	106.4
AU598	5.6	7.4	1.8	2.2	1437.5 N	1437-14	18.16	8.48	9.68	36.0	15.26	17.42	64.8
AU599	1.7	4.4	2.7	2.7	1437.5 N	1437-14	10.75	3.78	6.97	20.9	10.21	18.82	56.4
AU600	3.8	8.5	4.7	4.7	1437.5 N	1437-14	10.03	2.53	7.50	36.3	11.89	35.25	170.6
AU227	67.9	75.1	7.2	7.2	1437.5 N	1437-15	19.75	9.40	10.35	46.3	67.68	74.52	333.4
AU228	62.9	68.8	5.9	5.9	1437.5 N	1437-15	13.24	4.67	8.57	16.0	27.55	50.56	94.4
AU570	2.5	14.7	12.2	12.2	1437.5 N	1437-15	17.38	6.45	10.93	27.5	78.69	133.35	335.5
AU571	3.7	6.7	3.0	3.0	1437.5 N	1437-15	21.90	10.40	11.50	51.7	31.20	34.50	155.1
AU571	13.4	14.2	0.8	2.2	1437.5 N	1437-15	33.40	13.60	19.80	77.3	10.88	15.84	61.8
330	169.2	171.1	1.9	2.2	1437.5 N	1437-16	2.56	1.07	1.49	11.0	2.03	2.83	20.9
AU569	30.3	45.0	14.7	14.7	1437.5 N	1437-16	3.47	1.13	2.34	15.6	16.61	34.40	229.3
AU566	17.5	19.3	1.8	2.2	1437.5 N	1437-17	15.00	5.00	10.00	20.0	9.00	18.00	36.0
AU567	20.9	23.0	2.1	2.2	1437.5 N	1437-17	8.81	2.33	6.48	22.7	4.89	13.61	47.7
AU566	53.0	55.8	2.8	2.8	1437.5 N	1437-18	33.90	14.10	19.80	46.9	39.48	55.44	131.3
AU567	50.2	53.3	3.1	3.1	1437.5 N	1437-18	19.47	7.69	11.78	30.8	23.84	36.52	95.5
AU666	12.2	14.2	2.0	2.2	1437.5 N	1437-18	19.17	8.00	11.17	36.8	16.00	22.34	73.6
AU668	13.0	14.1	1.1	2.2	1437.5 N	1437-18	27.21	11.05	16.16	49.0	12.15	17.78	53.9
AU218	147.8	153.0	5.2	5.2	1437.5 N	1437-21	4.56	1.79	2.77	20.8	9.31	14.40	108.2
AU651	0.0	1.7	1.7	2.2	1437.5 N	1437-22	16.30	7.10	9.20	28.0	12.07	15.64	47.6
AU510	1.5	5.4	3.9	3.9	1437.5 N	1437-23	33.10	13.50	19.60	50.4	52.65	76.44	196.6
AU510	6.7	8.4	1.7	2.2	1437.5 N	1437-23	18.88	10.20	8.68	50.1	17.34	14.76	85.2
AU527	22.6	23.5	0.9	2.2	1437.5 N	1437-24	11.25	4.69	6.56	15.8	4.22	5.90	14.2
161	100.5	105.6	5.1	5.1	1437.5 N	1437-25	7.19	2.59	4.60	13.9	13.21	23.46	70.9

HOLE	FROM	TO	ACTUAL	ADJSTD	CROSS	COMP	Pb+Zn	Pb	Zn	Ag	LENGTH WEIGHTED		
	(m.)	(m.)	INTRVL	INTRVL	SECTION	NAME	(%)	(%)	(%)	(g/t)	LEAD	ZINC	SILVER
AU228	80.1	87.3	7.2	7.2	1437.5 N	1437-28	18.44	7.80	10.64	37.8	56.16	76.61	272.2
AU564	17.6	22.3	4.7	4.7	1437.5 N	1437-29	9.34	3.13	6.21	16.1	14.71	29.19	75.7
AU564	9.0	9.8	0.8	2.2	1437.5 N	1437-29	11.47	4.52	6.95	20.5	3.62	5.56	16.4
AU565	14.3	21.9	7.6	7.6	1437.5 N	1437-29	20.62	5.72	14.90	46.3	43.47	113.24	351.9
AU566	9.1	15.7	6.6	6.6	1437.5 N	1437-29	18.30	5.82	12.48	16.7	38.41	82.37	110.2
AU567	18.2	19.8	1.6	2.2	1437.5 N	1437-29	16.41	6.41	10.00	25.6	10.26	16.00	41.0
AU567	9.0	11.3	2.3	2.3	1437.5 N	1437-29	31.30	11.70	19.60	41.7	26.91	45.08	95.9
AU569	20.9	22.1	1.2	2.2	1437.5 N	1437-29	25.13	8.43	16.70	38.4	10.12	20.04	46.1
AU569	8.2	9.0	0.8	2.2	1437.5 N	1437-29	13.36	5.58	7.78	36.3	4.46	6.22	29.0
329	80.5	84.7	4.2	4.2	1450.0 N	1450-1	19.86	8.55	11.31	33.2	35.91	47.50	139.4
AU511	0.0	3.6	3.6	3.6	1450.0 N	1450-1	16.77	7.87	8.90	32.3	28.33	32.04	116.3
U102	43.7	49.2	5.5	5.5	1450.0 N	1450-1	23.27	11.38	11.89	50.0	62.59	65.40	275.0
U122	33.2	37.0	3.8	3.8	1450.0 N	1450-1	26.22	10.05	16.17	51.1	38.19	61.45	194.2
U124	35.1	40.3	5.2	5.2	1450.0 N	1450-1	20.54	7.28	13.26	30.7	37.86	68.95	159.6
U143	30.0	36.8	6.8	6.8	1450.0 N	1450-1	16.44	6.50	9.94	35.2	44.20	67.59	239.4
U167	28.0	30.8	2.8	2.8	1450.0 N	1450-1	19.00	9.57	9.43	90.1	26.80	26.40	252.3
332	93.9	99.4	5.5	5.5	1450.0 N	1450-2	37.17	16.13	21.04	67.3	88.71	115.72	370.2
AU454	12.5	18.6	6.1	6.1	1450.0 N	1450-2	17.12	7.65	9.47	34.1	46.67	57.77	208.0
AU242	0.0	2.6	2.6	2.6	1450.0 N	1450-3	17.64	6.14	11.50	48.4	15.96	29.90	125.8
AU243	0.0	9.4	9.4	9.4	1450.0 N	1450-3	18.58	6.32	12.26	28.5	59.41	115.24	267.9
AU244	0.0	9.5	9.5	9.5	1450.0 N	1450-3	20.66	7.82	12.84	34.6	74.29	121.98	328.7
AU245	0.0	4.4	4.4	4.4	1450.0 N	1450-3	17.65	7.02	10.63	15.8	30.89	46.77	69.5
AU246	9.2	10.8	1.6	2.2	1450.0 N	1450-3	23.69	8.59	15.10	41.9	13.74	24.16	67.0
AU246	0.0	0.6	0.6	2.2	1450.0 N	1450-3	21.71	9.21	12.50	49.3	5.53	7.50	29.6
AU247	0.0	1.0	1.0	2.2	1450.0 N	1450-3	11.12	5.10	6.02	17.8	5.10	6.02	17.8
AU247	9.4	11.6	2.2	2.2	1450.0 N	1450-3	22.83	8.73	14.10	44.1	19.21	31.02	97.0

HOLE	FROM	TO	ACTUAL	ADJSTD	CROSS	COMP	Pb+Zn	Pb	Zn	Ag	LENGTH WEIGHTED		
	(m.)	(m.)	INTRVL	INTRVL	SECTION	NAME	(%)	(%)	(%)	(g/t)	LEAD	ZINC	SILVER
189	130.6	138.7	8.1	8.1	1450.0 N	1450-4	22.27	9.17	13.10	46.6	74.28	106.11	377.5
AU240	8.7	19.0	10.3	10.3	1450.0 N	1450-4	23.49	9.92	13.57	43.2	102.18	139.77	445.0
AU240	2.6	5.9	3.3	3.3	1450.0 N	1450-4	20.19	8.47	11.72	36.2	27.95	38.68	119.5
AU241	4.7	7.1	2.4	2.4	1450.0 N	1450-4	21.60	10.70	10.90	48.1	25.68	26.16	115.4
AU242	5.5	6.5	1.0	2.2	1450.0 N	1450-4	18.91	5.11	13.80	51.9	5.11	13.80	51.9
189	145.5	148.3	2.8	2.8	1450.0 N	1450-5	10.83	4.83	6.00	24.0	13.52	16.80	67.2
AU209	92.5	95.4	2.9	2.9	1450.0 N	1450-5	9.91	4.40	5.51	100.7	12.76	15.98	292.0
AU240	20.5	29.1	8.6	8.6	1450.0 N	1450-5	22.73	8.34	14.39	40.9	71.72	123.75	351.7
AU669	0.0	8.3	8.3	8.3	1450.0 N	1450-5	19.03	10.55	8.48	109.1	87.57	70.38	905.5
U210	95.4	98.5	3.1	3.1	1450.0 N	1450-5	21.44	5.62	15.82	164.5	17.42	49.04	509.9
AU209	103.2	103.6	0.4	2.2	1450.0 N	1450-6	1.82	0.90	0.92	8.0	0.36	0.37	3.2
AU240	58.9	60.0	1.1	2.2	1450.0 N	1450-6	6.72	2.52	4.20	9.5	2.77	4.62	10.5
AU669	8.3	12.6	4.3	4.3	1450.0 N	1450-6	4.58	2.87	1.71	80.8	12.34	7.35	347.4
AU679	17.2	25.3	8.1	8.1	1450.0 N	1450-7	17.14	3.22	13.92	127.8	26.08	112.75	1035.2
AU680	15.5	16.3	0.8	2.2	1450.0 N	1450-7	33.20	13.24	19.96	58.0	10.59	15.97	46.4
AU218	128.7	132.0	3.3	3.3	1450.0 N	1450-8	13.24	4.39	8.85	70.2	14.49	29.21	231.7
AU680	33.5	41.3	7.8	7.8	1450.0 N	1450-8	14.46	5.31	9.15	28.4	41.42	71.37	221.5
AU218	143.7	147.8	4.1	4.1	1450.0 N	1450-9	7.38	2.03	5.35	23.5	8.32	21.94	96.4
AU211	60.1	61.9	1.8	2.2	1450.0 N	1450-10	20.18	7.78	12.40	40.0	14.00	22.32	72.0
U210	59.8	61.0	1.2	2.2	1450.0 N	1450-10	30.40	11.60	18.80	56.0	13.92	22.56	67.2
U210	63.7	65.6	1.9	2.2	1450.0 N	1450-10	17.10	7.00	10.10	34.0	13.30	19.19	64.6
286	85.4	86.8	1.4	2.2	1450.0 N	1450-11	16.63	7.59	9.04	33.0	10.63	12.66	46.2
U100	29.2	36.7	7.5	7.5	1450.0 N	1450-12	22.30	7.10	15.20	43.0	53.25	114.00	322.5
U101	39.4	40.7	1.3	2.2	1450.0 N	1450-12	13.63	5.83	7.80	22.7	7.58	10.14	29.5
332	159.3	160.7	1.4	2.2	1450.0 N	1450-13	6.26	2.48	3.78	8.0	3.47	5.29	11.2
U101	46.6	47.8	1.2	2.2	1450.0 N	1450-14	5.44	2.44	3.00	11.0	2.93	3.60	13.2

HOLE	FROM	TO	ACTUAL	ADJSTD	CROSS	COMP	Pb+Zn	Pb	Zn	Ag	LENGTH WEIGHTED		
	(m.)	(m.)	INTRVL	INTRVL	SECTION	NAME	(%)	(%)	(%)	(g/t)	LEAD	ZINC	SILVER
U99	33.2	37.8	4.6	4.6	1450.0 N	1450-16	2.40	0.70	1.70	6.3	3.22	7.82	29.0
332	115.9	116.5	0.6	2.2	1450.0 N	1450-20	3.30	1.28	2.02	5.0	0.77	1.21	3.0
U100	7.7	8.1	0.4	2.2	1450.0 N	1450-20	5.51	1.03	4.48	10.2	0.41	1.79	4.1
U101	6.3	6.8	0.5	2.2	1450.0 N	1450-20	1.32	0.78	0.54	5.1	0.39	0.27	2.6
U163	33.5	34.5	1.0	2.2	1450.0 N	1450-21	3.83	0.95	2.88	8.3	0.95	2.88	8.3
U103	43.0	43.5	0.5	2.2	1450.0 N	1450-23	4.27	0.88	3.39	7.3	0.44	1.70	3.7
U104	41.5	41.9	0.4	2.2	1450.0 N	1450-23	6.23	2.48	3.75	12.9	0.99	1.50	5.2
101	83.1	85.1	2.0	2.2	1462.5 N	1462-1	29.04	12.24	16.80	54.0	24.48	33.60	108.0
U123	37.3	41.9	4.6	4.6	1462.5 N	1462-1	18.01	5.42	12.59	26.7	24.93	57.91	122.8
U164	29.1	32.2	3.1	3.1	1462.5 N	1462-1	29.33	10.14	19.19	56.0	31.43	59.49	173.6
AU579	4.6	14.8	10.2	10.2	1462.5 N	1462-2	32.10	12.66	19.44	75.3	129.13	198.29	768.1
AU580	4.9	10.3	5.4	5.4	1462.5 N	1462-2	19.51	9.68	9.83	53.0	52.27	53.08	286.2
AU580	14.6	15.2	0.6	2.2	1462.5 N	1462-2	9.35	4.22	5.13	22.3	2.53	3.08	13.4
AU581	5.2	9.8	4.6	4.6	1462.5 N	1462-2	18.04	8.27	9.77	46.8	38.04	44.94	215.3
AU211	16.0	20.0	4.0	4.0	1462.5 N	1462-3	4.81	2.26	2.55	5.5	9.04	10.20	22.0
U212	11.5	22.1	10.6	10.6	1462.5 N	1462-3	7.60	3.80	3.80	19.9	40.28	40.28	210.9
U213	9.3	18.5	9.2	9.2	1462.5 N	1462-3	2.25	1.30	0.95	6.7	11.96	8.74	61.6
U63	24.6	29.4	4.8	4.8	1462.5 N	1462-3	3.73	1.41	2.32	7.0	6.77	11.14	33.6
AU211	20.0	22.1	2.1	2.2	1462.5 N	1462-4	35.61	17.04	18.57	105.1	35.78	39.00	220.7
AU220	26.1	30.3	4.2	4.2	1462.5 N	1462-4	19.86	9.62	10.24	15.9	40.40	43.01	66.8
U65	48.5	51.4	2.9	2.9	1462.5 N	1462-4	20.54	9.44	11.10	34.8	27.38	32.19	100.9
AU221	28.8	33.1	4.3	4.3	1462.5 N	1462-5	7.73	4.29	3.44	21.8	18.45	14.79	93.7
101	157.6	162.3	4.7	4.7	1462.5 N	1462-6	27.93	11.52	16.41	51.4	54.14	77.13	241.6
AU596	0.0	2.4	2.4	2.4	1462.5 N	1462-6	10.46	4.02	6.44	28.0	9.65	15.46	67.2
U190	32.8	38.0	5.2	5.2	1462.5 N	1462-6	42.35	18.02	24.33	80.9	93.70	126.52	420.7
U190	44.8	46.2	1.4	2.2	1462.5 N	1462-6	15.28	7.62	7.66	34.7	10.67	10.72	48.6

HOLE	FROM	TO	ACTUAL	ADJSTD	CROSS	COMP	Pb+Zn	Pb	Zn	Ag	LENGTH WEIGHTED		
	(m.)	(m.)	INTRVL	INTRVL	SECTION	NAME	(%)	(%)	(%)	(g/t)	LEAD	ZINC	SILVER
U191	32.2	34.7	2.5	2.5	1462.5 N	1462-6	11.22	2.99	8.23	19.2	7.48	20.58	48.0
AU770	22.5	23.4	0.9	2.2	1462.5 N	1462-7	13.37	4.84	8.53	28.0	4.36	7.68	25.2
AU775	70.2	71.1	0.9	2.2	1462.5 N	1462-9	6.60	2.30	4.30	38.0	2.07	3.87	34.2
AU774	74.5	75.7	1.2	2.2	1462.5 N	1462-10	10.00	5.00	5.00	5.0	6.00	6.00	6.0
AU773	71.0	75.8	4.8	4.8	1462.5 N	1462-11	11.03	3.80	7.23	15.6	18.24	34.70	74.9
AU773	79.9	80.3	0.4	2.2	1462.5 N	1462-12	30.00	10.00	20.00	50.0	4.00	8.00	20.0
AU209	55.2	57.6	2.4	2.4	1462.5 N	1462-15	16.02	6.42	9.60	29.5	15.41	23.04	70.8
AU218	58.2	61.0	2.8	2.8	1462.5 N	1462-15	20.71	8.71	12.00	23.8	24.39	33.60	66.6
U210	53.3	55.3	2.0	2.2	1462.5 N	1462-15	14.93	6.28	8.65	29.5	12.56	17.30	59.0
AU218	65.9	67.5	1.6	2.2	1462.5 N	1462-16	24.40	11.30	13.10	19.2	18.08	20.96	30.7
AU809	30.3	33.2	2.9	2.9	1462.5 N	1462-17	29.28	3.85	25.43	72.4	11.17	73.75	210.0
101	81.8	83.1	1.3	2.2	1462.5 N	1462-18	1.60	0.76	0.84	3.0	0.99	1.09	3.9
AU580	3.3	4.9	1.6	2.2	1462.5 N	1462-19	1.43	1.04	0.39	11.8	1.66	0.62	18.9
AU581	3.8	5.2	1.4	2.2	1462.5 N	1462-19	0.72	0.61	0.11	3.6	0.85	0.15	5.0
AU580	10.3	12.8	2.5	2.5	1462.5 N	1462-20	6.45	2.94	3.51	16.4	7.35	8.78	41.0
AU581	9.8	15.2	5.4	5.4	1462.5 N	1462-20	1.75	0.68	1.07	4.0	3.67	5.78	21.6
188	66.3	67.1	0.8	2.2	1475.0 N	1475-1	0.67	0.31	0.36	2.0	0.25	0.29	1.6
284	63.3	63.7	0.4	2.2	1475.0 N	1475-1	8.12	3.60	4.52	15.0	1.44	1.81	6.0
95	68.0	71.0	3.0	3.0	1475.0 N	1475-1	18.98	10.69	8.29	68.0	32.07	24.87	204.0
188	91.0	96.0	5.0	5.0	1475.0 N	1475-2	18.17	6.77	11.40	27.4	33.85	57.00	137.0
284	84.5	85.2	0.7	2.2	1475.0 N	1475-2	14.23	6.45	7.78	28.0	4.52	5.45	19.6
95	96.1	98.5	2.4	2.4	1475.0 N	1475-2	11.58	4.90	6.68	26.4	11.76	16.03	63.4
AU207	25.9	27.1	1.2	2.2	1475.0 N	1475-2	33.95	14.35	19.60	62.0	17.22	23.52	74.4
AU209	18.0	20.6	2.6	2.6	1475.0 N	1475-2	2.58	0.86	1.72	5.1	2.24	4.47	13.3
AU218	25.5	26.4	0.9	2.2	1475.0 N	1475-2	31.80	14.30	17.50	40.4	12.87	15.75	36.4
AU220	23.6	26.1	2.5	2.5	1475.0 N	1475-2	19.57	8.37	11.20	32.0	20.92	28.00	80.0

HOLE	FROM	TO	ACTUAL	ADJSTD	CROSS	COMP	Pb+Zn	Pb	Zn	Ag	LENGTH WEIGHTED		
	(m.)	(m.)	INTRVL	INTRVL	SECTION	NAME	(%)	(%)	(%)	(g/t)	LEAD	ZINC	SILVER
U203	33.8	34.9	1.1	2.2	1475.0 N	1475-2	30.13	14.33	15.80	69.0	15.76	17.38	75.9
U204	28.6	35.0	6.4	6.4	1475.0 N	1475-2	25.19	10.46	14.73	50.8	66.94	94.27	325.1
U205	25.7	31.8	6.1	6.1	1475.0 N	1475-2	26.45	10.89	15.56	47.7	66.43	94.92	291.0
U206	26.3	29.9	3.6	3.6	1475.0 N	1475-2	28.85	9.97	18.88	48.6	35.89	67.97	175.0
U219	28.6	30.0	1.4	2.2	1475.0 N	1475-2	26.70	12.90	13.80	31.5	18.06	19.32	44.1
U66	39.7	42.5	2.8	2.8	1475.0 N	1475-2	24.76	11.44	13.32	44.4	32.03	37.30	124.3
U75	17.4	19.1	1.7	2.2	1475.0 N	1475-2	20.53	8.98	11.55	35.3	15.27	19.64	60.0
95	106.8	115.2	8.4	8.4	1475.0 N	1475-3	21.95	9.13	12.82	52.3	76.69	107.69	439.3
AU549	36.6	37.7	1.1	2.2	1475.0 N	1475-3	17.60	7.50	10.10	29.0	8.25	11.11	31.9
AU550	32.4	33.8	1.4	2.2	1475.0 N	1475-3	15.15	7.28	7.87	30.0	10.19	11.02	42.0
102	87.5	89.5	2.0	2.2	1475.0 N	1475-4	3.32	1.34	1.98	6.0	2.68	3.96	12.0
102	77.3	79.0	1.7	2.2	1475.0 N	1475-4	5.10	1.92	3.18	6.0	3.26	5.41	10.2
115	59.3	60.3	1.0	2.2	1475.0 N	1475-6	9.00	3.68	5.32	20.0	3.68	5.32	20.0
133	60.1	67.4	7.3	7.3	1475.0 N	1475-7	13.34	4.41	8.93	27.6	32.19	65.19	201.5
U205	31.8	38.1	6.3	6.3	1475.0 N	1475-8	2.77	1.69	1.08	9.9	10.65	6.80	62.4
U206	29.9	31.6	1.7	1.7	1475.0 N	1475-8	2.93	1.18	1.75	5.0	2.01	2.98	8.5
188	133.2	133.8	0.6	2.2	1475.0 N	1475-9	11.21	4.73	6.48	22.0	2.84	3.89	13.2
199	147.5	150.8	3.3	3.3	1475.0 N	1475-9	33.44	14.67	18.77	68.1	48.41	61.94	224.7
281	155.9	157.9	2.0	2.2	1475.0 N	1475-9	29.09	11.39	17.70	40.0	22.78	35.40	80.0
325	155.9	165.8	9.9	9.9	1475.0 N	1475-9	27.84	10.69	17.15	66.7	105.83	169.79	660.3
AU207	65.4	66.3	0.9	2.2	1475.0 N	1475-9	21.62	8.42	13.20	46.0	7.58	11.88	41.4
AU207	58.5	60.4	1.9	2.2	1475.0 N	1475-9	36.40	15.20	21.20	67.0	28.88	40.28	127.3
AU552	17.8	24.5	6.7	6.7	1475.0 N	1475-9	12.31	3.80	8.51	17.0	25.46	57.02	113.9
U125	50.3	51.3	1.0	2.2	1475.0 N	1475-9	5.69	3.11	2.58	17.1	3.11	2.58	17.1
U125	35.7	43.6	7.9	7.9	1475.0 N	1475-9	28.80	11.81	16.99	51.4	93.30	134.22	406.1
U126	39.5	45.2	5.7	5.7	1475.0 N	1475-9	22.57	10.89	11.68	50.2	62.07	66.58	286.1

HOLE	FROM	TO	ACTUAL	ADJSTD	CROSS	COMP	Pb+Zn	Pb	Zn	Ag	LENGTH WEIGHTED		
	(m.)	(m.)	INTRVL	INTRVL	SECTION	NAME	(%)	(%)	(%)	(g/t)	LEAD	ZINC	SILVER
U127	28.4	37.0	8.6	8.6	1475.0 N	1475-9	30.20	9.91	20.29	71.5	85.23	174.49	614.9
U155	18.8	25.0	6.2	6.2	1475.0 N	1475-9	54.32	22.15	32.17	110.5	137.33	199.45	685.1
U159	17.4	25.0	7.6	7.6	1475.0 N	1475-9	19.53	7.08	12.45	57.5	53.81	94.62	437.0
188	154.2	165.7	11.5	11.5	1475.0 N	1475-10	12.22	2.95	9.27	29.1	33.93	106.60	334.7
AU555	39.2	42.4	3.2	3.2	1475.0 N	1475-10	5.94	2.27	3.67	22.7	7.26	11.74	72.6
199	77.4	87.4	10.0	10.0	1475.0 N	1475-11	12.66	7.49	5.17	36.5	74.90	51.70	365.0
281	80.0	87.2	7.2	7.2	1475.0 N	1475-11	14.82	6.33	8.49	28.0	45.58	61.13	201.6
325	87.5	89.4	1.9	2.2	1475.0 N	1475-11	13.40	6.07	7.33	23.5	11.53	13.93	44.7
AU209	3.8	7.2	3.4	3.4	1475.0 N	1475-11	8.25	2.36	5.89	11.9	8.02	20.03	40.5
AU211	4.4	7.3	2.9	2.9	1475.0 N	1475-11	26.59	8.82	17.77	28.1	25.58	51.53	81.5
U210	3.0	7.1	4.1	4.1	1475.0 N	1475-11	12.38	4.79	7.59	23.1	19.64	31.12	94.7
U212	3.0	9.0	6.0	6.0	1475.0 N	1475-11	12.50	5.10	7.40	25.7	30.60	44.40	154.2
U213	6.2	9.3	3.1	3.1	1475.0 N	1475-11	21.10	10.90	10.20	55.0	33.79	31.62	170.5
U214	2.2	8.4	6.2	6.2	1475.0 N	1475-11	17.27	6.57	10.70	27.0	40.73	66.34	167.4
U215	0.9	5.8	4.9	4.9	1475.0 N	1475-11	10.51	4.37	6.14	23.9	21.41	30.09	117.1
U216	2.0	5.3	3.3	3.3	1475.0 N	1475-11	11.06	3.73	7.33	13.0	12.31	24.19	42.9
U217	0.0	1.3	1.3	2.2	1475.0 N	1475-11	13.89	6.30	7.59	37.0	8.19	9.87	48.1
U38	0.8	1.8	1.0	2.2	1475.0 N	1475-11	6.01	0.42	5.59	2.8	0.42	5.59	2.8
U39	0.8	2.2	1.4	2.2	1475.0 N	1475-11	16.89	2.87	14.02	14.9	4.02	19.63	20.9
U75	3.4	7.4	4.0	4.0	1475.0 N	1475-11	10.53	4.79	5.74	21.3	19.16	22.96	85.2
U85	0.0	3.8	3.8	3.8	1475.0 N	1475-11	1.75	0.95	0.80	6.5	3.61	3.04	24.7
199	87.4	96.0	8.6	8.6	1475.0 N	1475-12	3.58	1.43	2.15	7.2	12.30	18.49	61.9
U40	1.5	2.5	1.0	2.2	1475.0 N	1475-12	5.94	1.61	4.33	7.5	1.61	4.33	7.5
199	101.8	102.3	0.5	2.2	1475.0 N	1475-13	14.90	7.67	7.23	35.0	3.84	3.62	17.5
U75	22.0	25.0	3.0	3.0	1475.0 N	1475-13	16.87	9.50	7.37	37.6	28.50	22.11	112.8
281	241.0	242.7	1.7	2.2	1475.0 N	1475-14	0.18	0.09	0.09	0.0	0.15	0.15	0.0

HOLE	FROM	TO	ACTUAL	ADJSTD	CROSS	COMP	Pb+Zn	Pb	Zn	Ag	LENGTH WEIGHTED		
	(m.)	(m.)	INTRVL	INTRVL	SECTION	NAME	(%)	(%)	(%)	(g/t)	LEAD	ZINC	SILVER
284	117.9	120.1	2.2	2.2	1475.0 N	1475-15	18.73	5.08	13.65	37.3	11.18	30.03	82.1
AU553	10.0	13.8	3.8	3.8	1475.0 N	1475-15	33.05	9.20	23.85	54.5	34.96	90.63	207.1
AU553	5.5	7.7	2.2	2.2	1475.0 N	1475-15	18.02	8.76	9.26	121.7	19.27	20.37	267.7
AU554	4.6	7.3	2.7	2.7	1475.0 N	1475-15	18.09	4.59	13.50	27.8	12.39	36.45	75.1
AU555	4.3	7.3	3.0	3.0	1475.0 N	1475-15	17.94	8.80	9.14	117.4	26.40	27.42	352.2
U204	65.9	67.7	1.8	2.2	1475.0 N	1475-15	18.70	15.40	3.30	800.0	27.72	5.94	1440.0
U205	59.3	63.2	3.9	3.9	1475.0 N	1475-15	22.28	8.67	13.61	40.2	33.81	53.08	156.8
284	176.8	178.5	1.7	2.2	1475.0 N	1475-16	23.78	7.50	16.28	42.4	12.75	27.68	72.1
284	170.6	171.6	1.0	2.2	1475.0 N	1475-16	13.57	3.47	10.10	43.0	3.47	10.10	43.0
U206	114.7	115.2	0.5	2.2	1475.0 N	1475-16	27.30	10.80	16.50	43.0	5.40	8.25	21.5
U206	116.0	135.0	19.0	19.0	1475.0 N	1475-17	1.78	0.54	1.24	20.0	10.26	23.56	380.0
AU207	49.5	50.4	0.9	2.2	1475.0 N	1475-18	7.65	3.32	4.33	21.0	2.99	3.90	18.9
AU207	52.4	56.0	3.6	3.6	1475.0 N	1475-18	13.39	5.88	7.51	28.4	21.17	27.04	102.2
AU551	23.8	24.5	0.7	2.2	1475.0 N	1475-18	18.61	10.20	8.41	42.0	7.14	5.89	29.4
AU553	33.3	39.0	5.7	5.7	1475.0 N	1475-19	27.59	10.75	16.84	87.5	61.28	95.99	498.8
AU793	99.0	100.0	1.0	2.2	1475.0 N	1475-20	5.99	1.03	4.96	24.0	1.03	4.96	24.0
AU553	29.5	32.3	2.8	2.8	1475.0 N	1475-21	2.35	1.09	1.26	4.9	3.05	3.53	13.7
AU553	25.4	26.7	1.3	2.2	1475.0 N	1475-21	2.92	1.33	1.59	7.7	1.73	2.07	10.0
AU553	18.6	21.9	3.3	3.3	1475.0 N	1475-21	1.56	0.81	0.75	2.9	2.67	2.47	9.6
U206	62.9	63.3	0.4	2.2	1475.0 N	1475-21	4.64	2.00	2.64	12.0	0.80	1.06	4.8
284	111.3	114.3	3.0	3.0	1475.0 N	1475-22	12.68	3.38	9.30	38.3	10.14	27.90	114.9
U203	54.1	54.9	0.8	2.2	1475.0 N	1475-22	8.93	2.53	6.40	28.0	2.02	5.12	22.4
U129	35.7	39.3	3.6	3.6	1475.0 N	1475-24	19.87	3.51	16.36	18.3	12.64	58.90	65.9
AU207	73.4	74.3	0.9	2.2	1475.0 N	1475-25	18.93	8.03	10.90	37.0	7.23	9.81	33.3
AU207	70.2	70.9	0.7	2.2	1475.0 N	1475-25	25.63	1.23	24.40	57.0	0.86	17.08	39.9
AU554	30.2	36.0	5.8	5.8	1475.0 N	1475-25	16.62	8.86	7.76	95.3	51.39	45.01	552.7

HOLE	FROM	TO	ACTUAL	ADJSTD	CROSS	COMP	Pb+Zn	Pb	Zn	Ag	LENGTH WEIGHTED		
	(m.)	(m.)	INTRVL	INTRVL	SECTION	NAME	(%)	(%)	(%)	(g/t)	LEAD	ZINC	SILVER
AU555	33.6	35.1	1.5	2.2	1475.0 N	1475-25	31.90	13.20	18.70	45.1	19.80	28.05	67.7
325	177.8	179.2	1.4	2.2	1475.0 N	1475-26	18.85	7.60	11.25	28.0	10.64	15.75	39.2
199	150.8	154.2	3.4	3.4	1475.0 N	1475-27	5.30	2.49	2.81	9.6	8.47	9.55	32.6
U128	44.6	46.9	2.3	2.3	1475.0 N	1475-28	5.47	2.75	2.72	13.4	6.32	6.26	30.8
187	63.1	64.1	1.0	2.2	1487.5 N	1487-1	7.63	4.23	3.40	23.0	4.23	3.40	23.0
187	111.3	112.9	1.6	2.2	1487.5 N	1487-2	17.40	5.60	11.80	23.0	8.96	18.88	36.8
U67	48.4	50.9	2.5	2.5	1487.5 N	1487-2	43.34	17.97	25.37	68.5	44.93	63.43	171.3
187	116.7	119.0	2.3	2.3	1487.5 N	1487-3	27.99	10.53	17.46	43.9	24.22	40.16	101.0
187	121.7	125.2	3.5	3.5	1487.5 N	1487-4	22.64	8.09	14.55	35.0	28.32	50.93	122.5
187	127.5	129.5	2.0	2.2	1487.5 N	1487-5	14.76	4.11	10.65	19.5	8.22	21.30	39.0
AU448	0.0	11.2	11.2	11.2	1487.5 N	1487-5	11.84	4.48	7.36	17.2	50.18	82.43	192.6
AU449	0.0	8.7	8.7	8.7	1487.5 N	1487-5	16.01	4.72	11.29	26.6	41.06	98.22	231.4
AU450	0.0	11.4	11.4	11.4	1487.5 N	1487-5	20.94	10.37	10.57	45.5	118.22	120.50	518.7
AU457	0.0	7.5	7.5	7.5	1487.5 N	1487-5	13.59	5.32	8.27	26.3	39.90	62.03	197.3
AU458	0.0	9.4	9.4	9.4	1487.5 N	1487-5	19.13	9.14	9.99	38.9	85.92	93.91	365.7
U44	39.1	52.0	12.9	12.9	1487.5 N	1487-5	29.49	12.58	16.91	54.7	162.28	218.14	705.6
U76	30.6	56.7	26.1	26.1	1487.5 N	1487-5	20.20	8.69	11.51	37.9	226.81	300.41	989.2
U76	64.2	65.8	1.6	2.2	1487.5 N	1487-5	20.82	8.52	12.30	34.1	13.63	19.68	54.6
U83	67.7	69.8	2.1	2.2	1487.5 N	1487-5	7.64	3.09	4.55	34.7	6.49	9.55	72.9
U83	74.1	74.7	0.6	2.2	1487.5 N	1487-5	17.62	9.62	8.00	52.0	5.77	4.80	31.2
U84	44.0	45.3	1.3	2.2	1487.5 N	1487-5	20.22	6.42	13.80	33.1	8.35	17.94	43.0
187	138.5	148.4	9.9	9.9	1487.5 N	1487-6	12.36	4.48	7.88	40.6	44.35	78.01	401.9
187	159.6	160.6	1.0	2.2	1487.5 N	1487-7	14.94	2.74	12.20	74.0	2.74	12.20	74.0
187	160.6	164.0	3.4	3.4	1487.5 N	1487-8	1.00	0.25	0.75	5.5	0.85	2.55	18.7
333	84.4	88.1	3.7	3.7	1487.5 N	1487-9	14.78	2.93	11.85	15.9	10.84	43.84	58.8
U38	1.8	4.9	3.1	3.1	1487.5 N	1487-9	15.16	4.38	10.78	19.1	13.58	33.42	59.2

HOLE	FROM	TO	ACTUAL	ADJSTD	CROSS	COMP	Pb+Zn	Pb	Zn	Ag	LENGTH WEIGHTED		
	(m.)	(m.)	INTRVL	INTRVL	SECTION	NAME	(%)	(%)	(%)	(g/t)	LEAD	ZINC	SILVER
U39	14.6	16.7	2.1	2.2	1487.5 N	1487-9	15.96	7.62	8.34	30.3	16.00	17.51	63.6
U39	2.2	4.3	2.1	2.2	1487.5 N	1487-9	3.20	2.39	0.81	11.3	5.02	1.70	23.7
U40	2.5	3.7	1.2	2.2	1487.5 N	1487-9	8.39	2.63	5.76	10.0	3.16	6.91	12.0
U40	9.9	19.5	9.6	9.6	1487.5 N	1487-9	13.91	6.03	7.88	25.4	57.89	75.65	243.8
U41	10.6	13.6	3.0	3.0	1487.5 N	1487-9	16.07	6.03	10.04	26.7	18.09	30.12	80.1
U72	23.2	31	7.8	7.8	1487.5 N	1487-9	16.86	6.62	10.24	26.0	51.64	79.87	202.7
AU574	7.5	9.9	2.4	2.4	1487.5 N	1487-10	47.80	26.30	21.50	126.7	63.12	51.60	304.1
AU575	8.2	11.3	3.1	3.1	1487.5 N	1487-10	29.55	20.10	9.45	81.6	62.31	29.30	253.0
U42	14.0	15.0	1.0	2.2	1487.5 N	1487-10	8.84	4.04	4.80	20.6	4.04	4.80	20.6
U43	13.7	18.0	4.3	4.3	1487.5 N	1487-10	26.14	12.95	13.19	48.6	55.69	56.72	209.0
AU468	0.0	1.7	1.7	2.2	1487.5 N	1487-11	15.09	9.80	5.29	42.2	16.66	8.99	71.7
AU469	0.0	1.4	1.4	2.2	1487.5 N	1487-11	18.12	7.12	11.00	25.3	9.97	15.40	35.4
U44	30.7	32.6	1.9	2.2	1487.5 N	1487-11	9.91	3.34	6.57	15.7	6.35	12.48	29.8
U84	33.5	34.8	1.3	2.2	1487.5 N	1487-11	3.66	1.63	2.03	8.2	2.12	2.64	10.7
U44	21.8	22.8	1.0	2.2	1487.5 N	1487-12	3.70	0.40	3.30	5.7	0.40	3.30	5.7
U71	23.2	24.3	1.1	2.2	1487.5 N	1487-12	6.06	4.17	1.89	11.5	4.59	2.08	12.7
U44	22.8	23.8	1.0	2.2	1487.5 N	1487-13	9.50	2.00	7.50	10.6	2.00	7.50	10.6
U83	29.2	31.2	2.0	2.2	1487.5 N	1487-13	8.66	4.82	3.84	26.0	9.64	7.68	52.0
U84	28.8	30.2	1.4	2.2	1487.5 N	1487-13	34.50	12.90	21.60	62.7	18.06	30.24	87.8
U84	25.4	26.7	1.3	2.2	1487.5 N	1487-13	14.34	3.44	10.90	19.9	4.47	14.17	25.9
U84	26.7	27.3	0.6	2.2	1487.5 N	1487-14	2.03	0.20	1.83	2.4	0.12	1.10	1.4
U84	30.2	31.5	1.3	2.2	1487.5 N	1487-15	3.76	0.79	2.97	6.9	1.03	3.86	9.0
U154	12.4	21.3	8.9	8.9	1487.5 N	1487-16	24.52	8.50	16.02	40.7	75.65	142.58	362.2
U155	16.8	18.8	2.0	2.2	1487.5 N	1487-16	38.59	14.31	24.28	77.4	28.62	48.56	154.8
U159	4.2	17.4	13.2	13.2	1487.5 N	1487-16	44.72	16.80	27.92	79.0	221.76	368.54	1042.8
U170	10.5	13.3	2.8	2.8	1487.5 N	1487-16	27.39	4.20	23.19	80.5	11.76	64.93	225.4

HOLE	FROM	TO	ACTUAL	ADJSTD	CROSS	COMP	Pb+Zn	Pb	Zn	Ag	LENGTH WEIGHTED		
	(m.)	(m.)	INTRVL	INTRVL	SECTION	NAME	(%)	(%)	(%)	(g/t)	LEAD	ZINC	SILVER
U188	26.3	37.2	10.9	10.9	1487.5 N	1487-16	37.89	14.24	23.65	67.6	155.22	257.79	736.8
U84	82.2	82.7	0.5	2.2	1487.5 N	1487-16	39.20	14.80	24.40	74.6	7.40	12.20	37.3
U96	22.4	31.2	8.8	8.8	1487.5 N	1487-16	32.03	11.80	20.23	62.4	103.84	178.02	549.1
U154	21.3	22.1	0.8	2.2	1487.5 N	1487-18	1.08	0.62	0.46	20.0	0.50	0.37	16.0
AU612	14.0	14.5	0.5	2.2	1487.5 N	1487-20	24.66	6.56	18.10	80.0	3.28	9.05	40.0
AU613	13.9	16.0	2.1	2.2	1487.5 N	1487-21	13.84	5.16	8.68	50.0	10.84	18.23	105.0
AU614	16.4	17.2	0.8	2.2	1487.5 N	1487-21	13.47	1.67	11.80	108.0	1.34	9.44	86.4
AU612	39.6	44.8	5.2	5.2	1487.5 N	1487-22	28.22	8.08	20.14	64.8	42.02	104.73	337.0
AU613	41.0	46.8	5.8	5.8	1487.5 N	1487-22	27.23	10.95	16.28	37.7	63.51	94.42	218.7
AU612	52.6	53.6	1.0	2.2	1487.5 N	1487-23	38.80	13.20	25.60	60.0	13.20	25.60	60.0
AU612	53.6	57.0	3.4	3.4	1487.5 N	1487-24	1.95	1.05	0.90	33.2	3.57	3.06	112.9
AU621	23.5	23.7	0.2	2.2	1487.5 N	1487-25	13.58	6.10	7.48	38.0	1.22	1.50	7.6
AU622	22.7	23.0	0.3	2.2	1487.5 N	1487-25	25.80	10.00	15.80	108.0	3.00	4.74	32.4
AU754	62.9	64.6	1.7	2.2	1487.5 N	1487-26	24.98	7.68	17.30	209.0	13.06	29.41	355.3
AU754	70.3	73.7	3.4	3.4	1487.5 N	1487-27	1.13	0.40	0.73	32.0	1.36	2.48	108.8
AU755	77.8	82.8	5.0	5.0	1487.5 N	1487-27	3.72	1.06	2.66	36.0	5.30	13.30	180.0
AU811	72.0	75.7	3.7	3.7	1487.5 N	1487-27	16.10	4.27	11.83	256.8	15.80	43.77	950.2
AU783	69.0	73.3	4.3	4.3	1487.5 N	1487-28	12.16	4.35	7.81	55.7	18.70	33.58	239.5
AU470	1.5	3.9	2.4	2.4	1487.5 N	1487-33	6.44	2.98	3.46	8.3	7.15	8.30	19.9
AU471	2.0	8.2	6.2	6.2	1487.5 N	1487-33	10.87	5.49	5.38	17.3	34.04	33.36	107.3
U84	82.7	84.1	1.4	2.2	1487.5 N	1487-34	0.68	0.29	0.39	3.8	0.41	0.55	5.3
130	62.0	65.1	3.1	3.1	1500.0 N	1500-1	15.34	4.93	10.41	30.0	15.28	32.27	93.0
326	81.4	84.4	3.0	3.0	1500.0 N	1500-1	16.99	6.48	10.51	22.4	19.44	31.53	67.2
U149	51.0	52.5	1.5	2.2	1500.0 N	1500-1	19.53	8.50	11.03	43.3	12.75	16.54	65.0
U160	25.2	25.8	0.6	2.2	1500.0 N	1500-1	19.70	8.02	11.68	35.4	4.81	7.01	21.2
198	134.1	136.6	2.5	2.5	1500.0 N	1500-2	29.76	14.50	15.26	66.6	36.25	38.15	166.5

HOLE	FROM	TO	ACTUAL	ADJSTD	CROSS	COMP	Pb+Zn	Pb	Zn	Ag	LENGTH WEIGHTED		
	(m.)	(m.)	INTRVL	INTRVL	SECTION	NAME	(%)	(%)	(%)	(g/t)	LEAD	ZINC	SILVER
198	74.9	126.6	51.7	51.7	1500.0 N	1500-2	18.06	7.48	10.58	66.6	386.72	546.99	3443.2
210	131.0	139.0	8.0	8.0	1500.0 N	1500-2	24.44	8.55	15.89	45.4	68.40	127.12	363.2
210	116.1	127.1	11.0	11.0	1500.0 N	1500-2	22.01	14.17	7.84	169.7	155.87	86.24	1866.7
210	65.5	68.6	3.1	3.1	1500.0 N	1500-2	17.24	7.29	9.95	35.0	22.60	30.84	108.5
333	115.9	139.3	23.4	23.4	1500.0 N	1500-2	21.80	9.23	12.57	42.7	215.98	294.14	999.2
334	96.8	123.9	27.1	27.1	1500.0 N	1500-2	27.40	10.26	17.14	83.4	278.05	464.49	2260.1
AU526	0.6	12.5	11.9	11.9	1500.0 N	1500-2	29.34	11.13	18.21	54.1	132.45	216.70	643.8
AU572	0.0	1.5	1.5	2.2	1500.0 N	1500-2	8.02	2.83	5.19	14.8	4.25	7.79	22.2
AU573	0.0	3.0	3.0	3.0	1500.0 N	1500-2	8.91	4.33	4.58	23.7	12.99	13.74	71.1
AU574	0.0	7.5	7.5	7.5	1500.0 N	1500-2	23.15	12.00	11.15	55.2	90.00	83.63	414.0
AU575	0.0	8.2	8.2	8.2	1500.0 N	1500-2	16.63	7.77	8.86	39.4	63.71	72.65	323.1
U38	15.2	28.0	12.8	12.8	1500.0 N	1500-2	34.08	14.23	19.85	71.9	182.14	254.08	920.3
U39	16.7	31.5	14.8	14.8	1500.0 N	1500-2	17.68	6.98	10.70	34.8	103.30	158.36	515.0
U40	19.9	38.4	18.5	18.5	1500.0 N	1500-2	21.74	6.64	15.10	33.6	122.84	279.35	621.6
U41	13.6	26.5	12.9	12.9	1500.0 N	1500-2	24.73	8.66	16.07	42.9	111.71	207.30	553.4
U42	15.0	30.0	15.0	15.0	1500.0 N	1500-2	47.31	18.98	28.33	93.6	284.70	424.95	1404.0
U43	18.0	35.1	17.1	17.1	1500.0 N	1500-2	48.73	20.42	28.31	90.8	349.18	484.10	1552.7
U44	54.3	74.6	20.3	20.3	1500.0 N	1500-2	31.82	11.59	20.23	64.7	235.28	410.67	1313.4
U62	0.0	4.0	4.0	4.0	1500.0 N	1500-2	11.80	3.01	8.79	15.1	12.04	35.16	60.4
U69	1.7	40.0	38.3	38.3	1500.0 N	1500-2	29.60	13.42	16.18	80.0	513.99	619.69	3064.0
U70	0.0	29.3	29.3	29.3	1500.0 N	1500-2	21.44	8.00	13.44	46.9	234.40	393.79	1374.2
U76	0.0	30.6	30.6	30.6	1500.0 N	1500-2	31.62	9.84	21.78	69.3	301.10	666.47	2120.6
U77	0.0	15.5	15.5	15.5	1500.0 N	1500-2	16.68	7.33	9.35	44.6	113.62	144.92	691.3
U79	0.0	42.5	42.5	42.5	1500.0 N	1500-2	32.27	13.90	18.37	79.1	590.75	780.73	3361.7
U79	44.0	69.8	25.8	25.8	1500.0 N	1500-2	19.53	8.69	10.84	98.7	224.20	279.67	2546.5
U80	0.0	7.0	7.0	7.0	1500.0 N	1500-2	17.26	7.82	9.44	38.6	54.74	66.08	270.2

HOLE	FROM	TO	ACTUAL	ADJSTD	CROSS	COMP	Pb+Zn	Pb	Zn	Ag	LENGTH WEIGHTED		
	(m.)	(m.)	INTRVL	INTRVL	SECTION	NAME	(%)	(%)	(%)	(g/t)	LEAD	ZINC	SILVER
U81	0.0	22.5	22.5	22.5	1500.0 N	1500-2	33.22	13.96	19.26	67.6	314.10	433.35	1521.0
U82	1.3	7.2	5.9	5.9	1500.0 N	1500-2	22.88	10.32	12.56	47.6	60.89	74.10	280.8
U97	36.9	40.0	3.1	3.1	1500.0 N	1500-2	19.50	6.80	12.70	59.1	21.08	39.37	183.2
108	55.7	59.3	3.6	3.6	1500.0 N	1500-3	25.41	10.24	15.17	49.4	36.86	54.61	177.8
108	90.5	92.1	1.6	2.2	1500.0 N	1500-4	4.08	1.90	2.18	10.0	3.04	3.49	16.0
AU475	0.0	2.8	2.8	2.8	1500.0 N	1500-5	34.10	15.70	18.40	60.4	43.96	51.52	169.1
108	123.4	126.1	2.7	2.7	1500.0 N	1500-6	2.89	1.93	0.96	90.8	5.21	2.59	245.2
108	126.1	128.1	2.0	2.2	1500.0 N	1500-7	4.86	4.76	0.10	322.0	9.52	0.20	644.0
260	143.8	148.6	4.8	4.8	1500.0 N	1500-7	3.36	1.47	1.89	29.7	7.06	9.07	142.6
260	126.0	141.5	15.5	15.5	1500.0 N	1500-7	1.45	1.17	0.28	66.7	18.13	4.34	1033.9
261	124.3	128.5	4.2	4.2	1500.0 N	1500-7	0.61	0.26	0.35	8.4	1.09	1.47	35.3
285	127.9	147.5	19.6	19.6	1500.0 N	1500-7	0.86	0.54	0.32	17.9	10.58	6.27	350.8
U201	100.2	103.0	2.8	2.8	1500.0 N	1500-7	6.43	4.30	2.13	66.8	12.04	5.96	187.0
U234	26.0	55.9	29.9	29.9	1500.0 N	1500-7	1.58	1.03	0.55	42.9	30.80	16.45	1282.7
U235	39.0	45.1	6.1	6.1	1500.0 N	1500-7	1.80	1.46	0.34	50.5	8.91	2.07	308.1
U82	76.0	76.5	0.5	2.2	1500.0 N	1500-7	7.19	2.61	4.58	16.2	1.31	2.29	8.1
108	128.1	130.1	2.0	2.2	1500.0 N	1500-8	11.20	5.44	5.76	267.0	10.88	11.52	534.0
112	147.8	149.0	1.2	2.2	1500.0 N	1500-9	17.34	7.10	10.24	30.0	8.52	12.29	36.0
U135	2.7	12.7	10.0	10.0	1500.0 N	1500-9	30.95	8.54	22.41	54.8	85.40	224.10	548.0
U136	4.6	8.5	3.9	3.9	1500.0 N	1500-9	19.12	6.82	12.30	31.4	26.60	47.97	122.5
130	159.3	160.5	1.2	2.2	1500.0 N	1500-10	15.96	5.88	10.08	44.0	7.06	12.10	52.8
210	109.3	115.7	6.4	6.4	1500.0 N	1500-11	1.79	0.38	1.41	3.3	2.43	9.02	21.1
U79	42.5	44.0	1.5	2.2	1500.0 N	1500-11	1.00	0.82	0.18	13.6	1.23	0.27	20.4
260	35.1	36.7	1.6	2.2	1500.0 N	1500-12	21.95	11.20	10.75	64.0	17.92	17.20	102.4
261	29.5	35.4	5.9	5.9	1500.0 N	1500-12	16.84	7.77	9.07	76.1	45.84	53.51	449.0
260	77.2	78.6	1.4	2.2	1500.0 N	1500-13	9.76	4.75	5.01	26.0	6.65	7.01	36.4

HOLE	FROM	TO	ACTUAL	ADJSTD	CROSS	COMP	Pb+Zn	Pb	Zn	Ag	LENGTH WEIGHTED		
	(m.)	(m.)	INTRVL	INTRVL	SECTION	NAME	(%)	(%)	(%)	(g/t)	LEAD	ZINC	SILVER
AU397	15.5	20.1	4.6	4.6	1500.0 N	1500-13	17.48	7.91	9.57	29.7	36.39	44.02	136.6
261	35.4	37.1	1.7	2.2	1500.0 N	1500-14	20.16	8.10	12.06	39.1	13.77	20.50	66.5
261	41.1	42.1	1.0	2.2	1500.0 N	1500-15	17.07	7.63	9.44	36.0	7.63	9.44	36.0
285	53.9	55.0	1.1	2.2	1500.0 N	1500-16	5.56	1.82	3.74	8.0	2.00	4.11	8.8
U65	2.1	5.2	3.1	3.1	1500.0 N	1500-16	8.08	4.54	3.54	27.2	14.07	10.97	84.3
U66	4.1	8.7	4.6	4.6	1500.0 N	1500-16	6.36	2.39	3.97	13.0	10.99	18.26	59.8
U67	6.7	9.8	3.1	3.1	1500.0 N	1500-16	6.05	3.17	2.88	17.1	9.83	8.93	53.0
285	117.0	120.4	3.4	3.4	1500.0 N	1500-17	25.79	9.53	16.26	57.6	32.40	55.28	195.8
U82	66.7	72.6	5.9	5.9	1500.0 N	1500-17	29.88	11.01	18.87	105.4	64.96	111.33	621.9
285	97.7	111.2	13.5	13.5	1500.0 N	1500-18	13.13	5.25	7.88	21.9	70.88	106.38	295.7
AU442	21.4	28.3	6.9	6.9	1500.0 N	1500-18	14.21	4.15	10.06	31.1	28.64	69.41	214.6
326	79.5	81.4	1.9	2.2	1500.0 N	1500-19	0.16	0.07	0.09	0.0	0.13	0.17	0.0
326	161.0	162.0	1.0	2.2	1500.0 N	1500-20	13.33	6.52	6.81	36.0	6.52	6.81	36.0
88	147.5	162.8	15.3	15.3	1500.0 N	1500-20	28.21	11.80	16.41	59.3	180.54	251.07	907.3
U152	3.2	7.5	4.3	4.3	1500.0 N	1500-20	11.50	3.01	8.49	14.0	12.94	36.51	60.2
U153	12.6	14.8	2.2	2.2	1500.0 N	1500-20	29.27	9.73	19.54	49.8	21.41	42.99	109.6
U157	2.2	11.2	9.0	9.0	1500.0 N	1500-20	38.30	14.26	24.04	96.9	128.34	216.36	872.1
U158	1.1	9.4	8.3	8.3	1500.0 N	1500-20	23.71	9.59	14.12	54.5	79.60	117.20	452.4
U158	12.5	17.2	4.7	4.7	1500.0 N	1500-20	22.53	7.23	15.30	57.9	33.98	71.91	272.1
U170	2.2	10.5	8.3	8.3	1500.0 N	1500-20	48.23	20.41	27.82	99.2	169.40	230.91	823.4
U97	21.9	32.7	10.8	10.8	1500.0 N	1500-20	26.65	9.35	17.30	75.0	100.98	186.84	810.0
U98	23.6	32.4	8.8	8.8	1500.0 N	1500-20	26.32	8.71	17.61	66.5	76.65	154.97	585.2
326	167.8	172.0	4.2	4.2	1500.0 N	1500-21	14.37	5.48	8.89	273.5	23.02	37.34	1148.7
U157	14.3	16.8	2.5	2.5	1500.0 N	1500-21	34.27	3.04	31.23	172.9	7.60	78.08	432.3
U68	36.1	37.0	0.9	2.2	1500.0 N	1500-22	3.36	1.54	1.82	7.9	1.39	1.64	7.1
U70	29.3	31.2	1.9	2.2	1500.0 N	1500-23	5.84	2.23	3.61	12.2	4.24	6.86	23.2

HOLE	FROM	TO	ACTUAL	ADJSTD	CROSS	COMP	Pb+Zn	Pb	Zn	Ag	LENGTH WEIGHTED		
	(m.)	(m.)	INTRVL	INTRVL	SECTION	NAME	(%)	(%)	(%)	(g/t)	LEAD	ZINC	SILVER
U86	84.8	86.7	1.9	2.2	1500.0 N	1500-24	4.01	0.83	3.18	6.8	1.58	6.04	12.9
U201	81.0	94.5	13.5	13.5	1500.0 N	1500-27	8.16	2.44	5.72	38.1	32.94	77.22	514.4
AU802	39.3	50.9	11.6	11.6	1500.0 N	1500-28	28.07	15.51	12.56	628.5	179.92	145.70	7290.6
AU803	47.7	50.6	2.9	2.9	1500.0 N	1500-28	27.89	9.13	18.76	329.1	26.48	54.40	954.4
AU802	50.9	58.5	7.6	7.6	1500.0 N	1500-29	2.15	1.40	0.75	87.8	10.64	5.70	667.3
AU803	22.8	23.9	1.1	2.2	1500.0 N	1500-30	28.76	6.68	22.08	91.0	7.35	24.29	100.1
AU804	28.4	29.2	0.8	2.2	1500.0 N	1500-30	15.00	6.00	9.00	25.0	4.80	7.20	20.0
AU815	51.4	52.6	1.2	2.2	1500.0 N	1500-31	28.78	11.68	17.10	64.0	14.02	20.52	76.8
AU816	50.4	52.9	2.5	2.5	1500.0 N	1500-31	44.38	16.88	27.50	84.0	42.20	68.75	210.0
U82	65.7	66.7	1.0	2.2	1500.0 N	1500-32	4.34	1.35	2.99	8.9	1.35	2.99	8.9
88	80.8	89.3	8.5	8.5	1500.0 N	1500-33	12.94	5.76	7.18	32.0	48.96	61.03	272.0
108	108.7	123.4	14.7	14.7	1500.0 N	1500-37	18.97	6.57	12.40	60.8	96.58	182.28	893.8
260	124.0	126.0	2.0	2.2	1500.0 N	1500-37	15.88	3.93	11.95	94.0	7.86	23.90	188.0
260	109.4	114.7	5.3	5.3	1500.0 N	1500-37	12.04	3.16	8.88	96.6	16.75	47.06	512.0
AU230	12.2	26.3	14.1	14.1	1500.0 N	1500-37	16.22	5.60	10.62	68.9	78.96	149.74	971.5
AU444	19.8	22.2	2.4	2.4	1500.0 N	1500-37	17.30	7.52	9.78	42.4	18.05	23.47	101.8
AU446	9.9	11.9	2.0	2.2	1500.0 N	1500-37	34.20	13.00	21.20	49.2	26.00	42.40	98.4
AU477	10.5	13.5	3.0	3.0	1500.0 N	1500-37	17.09	5.45	11.64	17.2	16.35	34.92	51.6
AU477	18.9	21.2	2.3	2.3	1500.0 N	1500-37	21.09	12.50	8.59	45.3	28.75	19.76	104.2
AU533	5.2	10.4	5.2	5.2	1500.0 N	1500-37	22.33	6.48	15.85	28.8	33.70	82.42	149.8
U231	18.1	26.6	8.5	8.5	1500.0 N	1500-37	21.16	7.34	13.82	66.3	62.39	117.47	563.6
U233	28.6	32.0	3.4	3.4	1500.0 N	1500-37	14.37	5.29	9.08	64.2	17.99	30.87	218.3
U234	7.2	10.5	3.3	3.3	1500.0 N	1500-37	30.90	12.90	18.00	61.0	42.57	59.40	201.3
U234	23.5	26.0	2.5	2.5	1500.0 N	1500-37	21.80	10.10	11.70	50.3	25.25	29.25	125.8
U235	35.2	39.0	3.8	3.8	1500.0 N	1500-37	12.12	9.32	2.80	247.2	35.42	10.64	939.4
U235	15.3	18.7	3.4	3.4	1500.0 N	1500-37	43.40	18.60	24.80	85.5	63.24	84.32	290.7

HOLE	FROM	TO	ACTUAL	ADJSTD	CROSS	COMP	Pb+Zn	Pb	Zn	Ag	LENGTH WEIGHTED		
	(m.)	(m.)	INTRVL	INTRVL	SECTION	NAME	(%)	(%)	(%)	(g/t)	LEAD	ZINC	SILVER
U235	21.6	32.1	10.5	10.5	1500.0 N	1500-37	17.10	7.16	9.94	68.1	75.18	104.37	715.1
U235	0.0	9.7	9.7	9.7	1500.0 N	1500-37	27.44	11.04	16.40	67.0	107.09	159.08	649.9
U236	19.0	23.8	4.8	4.8	1500.0 N	1500-37	12.18	4.66	7.52	232.0	22.37	36.10	1113.6
U237	0.0	4.2	4.2	4.2	1500.0 N	1500-37	27.50	11.40	16.10	50.0	47.88	67.62	210.0
U238	0.0	4.5	4.5	4.5	1500.0 N	1500-37	36.50	15.80	20.70	79.9	71.10	93.15	359.6
210	139.0	143.7	4.7	4.7	1500.0 N	1500-38	3.67	3.23	0.44	29.4	15.18	2.07	138.2
210	108.3	109.3	1.0	2.2	1500.0 N	1500-39	8.23	4.02	4.21	12.0	4.02	4.21	12.0
U68	37.0	41.6	4.6	4.6	1500.0 N	1500-39	18.85	8.71	10.14	35.4	40.07	46.64	162.8
U82	38.3	44.2	5.9	5.9	1500.0 N	1500-39	17.28	8.44	8.84	34.9	49.80	52.16	205.9
U87	84.1	85.5	1.4	2.2	1500.0 N	1500-42	12.86	5.26	7.60	29.3	7.36	10.64	41.0
U135	12.7	14.6	1.9	2.2	1500.0 N	1500-43	4.39	1.57	2.82	9.6	2.98	5.36	18.2
U149	43.2	48.0	4.8	4.8	1500.0 N	1500-98	16.58	7.43	9.15	72.1	35.66	43.92	346.1
210	127.1	131.0	3.9	3.9	1500.0 N	1500-99	2.03	1.38	0.65	44.3	5.38	2.54	172.8
282	81.4	83.3	1.9	2.2	1512.5 N	1512-1	11.00	3.78	7.22	14.5	7.18	13.72	27.5
U38	28	34.3	6.3	6.3	1512.5 N	1512-1	35.77	12.49	23.28	58.9	78.69	146.66	371.1
U41	26.5	29.8	3.3	3.3	1512.5 N	1512-1	19.91	6.49	13.42	31.4	21.42	44.29	103.6
U62	4.0	17.0	13.0	13.0	1512.5 N	1512-1	22.29	8.35	13.94	39.0	108.55	181.22	507.0
U73	3.4	12.2	8.8	8.8	1512.5 N	1512-1	22.10	9.80	12.30	57.3	86.24	108.24	504.2
U74	6.6	11.6	5.0	5.0	1512.5 N	1512-1	19.78	9.25	10.53	39.3	46.25	52.65	196.5
U78	12.4	16.0	3.6	3.6	1512.5 N	1512-1	12.34	2.57	9.77	15.6	9.25	35.17	56.2
U80	7.0	10.1	3.1	3.1	1512.5 N	1512-1	17.47	3.35	14.12	16.7	10.39	43.77	51.8
AU341	13.0	14.3	1.3	2.2	1512.5 N	1512-2	10.40	4.07	6.33	16.3	5.29	8.23	21.2
AU342	11.6	17.1	5.5	5.5	1512.5 N	1512-2	20.62	8.62	12.00	24.0	47.41	66.00	132.0
AU344	16.8	21.6	4.8	4.8	1512.5 N	1512-2	22.80	12.10	10.70	44.6	58.08	51.36	214.1
AU417	9.1	11.5	2.4	2.4	1512.5 N	1512-2	30.80	10.70	20.10	49.6	25.68	48.24	119.0
AU418	9.4	11.6	2.2	2.2	1512.5 N	1512-2	21.16	8.16	13.00	30.3	17.95	28.60	66.7

HOLE	FROM	TO	ACTUAL	ADJSTD	CROSS	COMP	Pb+Zn	Pb	Zn	Ag	LENGTH WEIGHTED		
	(m.)	(m.)	INTRVL	INTRVL	SECTION	NAME	(%)	(%)	(%)	(g/t)	LEAD	ZINC	SILVER
AU361	9.8	18.0	8.2	8.2	1512.5 N	1512-3	12.31	3.80	8.51	66.2	31.16	69.78	542.8
AU397	0.6	15.5	14.9	14.9	1512.5 N	1512-3	24.79	10.81	13.98	44.1	161.07	208.30	657.1
AU408	3.5	9.1	5.6	5.6	1512.5 N	1512-3	14.68	3.49	11.19	40.0	19.54	62.66	224.0
AU413	1.4	6.4	5.0	5.0	1512.5 N	1512-3	21.85	9.25	12.60	66.7	46.25	63.00	333.5
AU414	1.5	6.4	4.9	4.9	1512.5 N	1512-3	17.70	5.60	12.10	37.8	27.44	59.29	185.2
AU437	4.1	11.6	7.5	7.5	1512.5 N	1512-3	29.71	10.85	18.86	53.3	81.38	141.45	399.8
AU438	8.1	21.0	12.9	12.9	1512.5 N	1512-3	13.48	4.95	8.53	63.8	63.86	110.04	823.0
AU532	7.0	14.8	7.8	7.8	1512.5 N	1512-3	30.60	10.85	19.75	51.5	84.63	154.05	401.7
AU534	5.3	9.8	4.5	4.5	1512.5 N	1512-3	24.88	9.68	15.20	45.0	43.56	68.40	202.5
U192	71.1	75.6	4.5	4.5	1512.5 N	1512-3	22.56	7.53	15.03	48.1	33.89	67.63	216.5
U193	57.8	66.9	9.1	9.1	1512.5 N	1512-3	23.22	9.75	13.47	70.2	88.73	122.58	638.8
U194	62.2	68.5	6.3	6.3	1512.5 N	1512-3	15.16	7.20	7.96	56.3	45.36	50.15	354.7
U200	56.2	61.0	4.8	4.8	1512.5 N	1512-3	21.06	6.61	14.45	53.4	31.73	69.36	256.3
U201	51.3	60.0	8.7	8.7	1512.5 N	1512-3	15.71	7.21	8.50	60.6	62.73	73.95	527.2
U237	23.7	24.2	0.5	2.2	1512.5 N	1512-3	17.28	7.46	9.82	26.6	3.73	4.91	13.3
U238	6.7	11.7	5.0	5.0	1512.5 N	1512-3	34.09	12.77	21.32	80.9	63.85	106.60	404.5
282	145.4	162.4	17.0	17.0	1512.5 N	1512-4	26.78	7.13	19.65	71.2	121.21	334.05	1210.4
333	150.9	166.8	15.9	15.9	1512.5 N	1512-4	31.19	10.79	20.40	58.1	171.56	324.36	923.8
AU451	0.0	11.0	11.0	11.0	1512.5 N	1512-4	21.91	9.22	12.69	45.7	101.42	139.59	502.7
AU455	0.0	12.2	12.2	12.2	1512.5 N	1512-4	32.43	6.42	26.01	84.0	78.32	317.32	1024.8
AU456	0.0	9.0	9.0	9.0	1512.5 N	1512-4	23.16	5.76	17.40	101.2	51.84	156.60	910.8
U151	2.7	19.0	16.3	16.3	1512.5 N	1512-4	19.18	6.36	12.82	83.2	103.67	208.97	1356.2
U152	7.5	15.5	8.0	8.0	1512.5 N	1512-4	25.88	4.51	21.37	37.3	36.08	170.96	298.4
U156	9.1	14.9	5.8	5.8	1512.5 N	1512-4	16.39	7.25	9.14	37.8	42.05	53.01	219.2
U171	0.0	13.3	13.3	13.3	1512.5 N	1512-4	29.47	5.83	23.64	116.1	77.54	314.41	1544.1
U172	0.0	38.1	38.1	38.1	1512.5 N	1512-4	24.16	10.11	14.05	49.8	385.19	535.31	1897.4

HOLE	FROM	TO	ACTUAL	ADJSTD	CROSS	COMP	Pb+Zn	Pb	Zn	Ag	LENGTH WEIGHTED		
	(m.)	(m.)	INTRVL	INTRVL	SECTION	NAME	(%)	(%)	(%)	(g/t)	LEAD	ZINC	SILVER
U173	0.0	28.5	28.5	28.5	1512.5 N	1512-4	18.79	7.36	11.43	122.3	209.76	325.76	3485.5
U174	0.0	19.5	19.5	19.5	1512.5 N	1512-4	19.71	5.49	14.22	52.8	107.06	277.29	1029.6
U81	56.3	76.0	19.7	19.7	1512.5 N	1512-4	22.79	7.63	15.16	48.0	150.31	298.65	945.6
U94	19.5	32.3	12.8	12.8	1512.5 N	1512-5	20.64	5.67	14.97	54.4	72.58	191.62	696.3
282	167.5	169.7	2.2	2.2	1512.5 N	1512-7	11.08	3.99	7.09	120.5	8.78	15.60	265.1
AU756	5.9	7.1	1.2	2.2	1512.5 N	1512-7	17.17	5.27	11.90	100.0	6.32	14.28	120.0
AU757	6.1	6.9	0.8	2.2	1512.5 N	1512-7	16.65	2.45	14.20	74.0	1.96	11.36	59.2
AU758	6.1	9.4	3.3	3.3	1512.5 N	1512-7	14.53	4.17	10.36	52.7	13.76	34.19	173.9
AU764	5.8	6.7	0.9	2.2	1512.5 N	1512-7	17.04	5.74	11.30	52.0	5.17	10.17	46.8
AU766	6.4	10.2	3.8	3.8	1512.5 N	1512-7	22.43	4.93	17.50	79.5	18.73	66.50	302.1
U237	26.8	29.2	2.4	2.4	1512.5 N	1512-8	15.87	5.77	10.10	99.2	13.85	24.24	238.1
AU766	27.9	30.1	2.2	2.2	1512.5 N	1512-9	6.62	1.82	4.80	17.3	4.00	10.56	38.1
282	182.5	184.3	1.8	2.2	1512.5 N	1512-10	12.93	8.01	4.92	311.1	14.42	8.86	560.0
AU758	36.2	37.0	0.8	2.2	1512.5 N	1512-11	10.24	3.84	6.40	41.0	3.07	5.12	32.8
AU756	28.5	30.8	2.3	2.3	1512.5 N	1512-12	6.24	4.16	2.08	255.0	9.57	4.78	586.5
AU759	48.1	55.4	7.3	7.3	1512.5 N	1512-13	21.23	6.28	14.95	43.9	45.84	109.13	320.5
AU764	61.5	62.7	1.2	2.2	1512.5 N	1512-13	6.40	2.20	4.20	23.0	2.64	5.04	27.6
AU764	45.8	47.2	1.4	2.2	1512.5 N	1512-13	17.60	4.00	13.60	150.0	5.60	19.04	210.0
AU764	49.5	50.3	0.8	2.2	1512.5 N	1512-13	11.05	2.25	8.80	120.0	1.80	7.04	96.0
AU764	53.6	57.1	3.5	3.5	1512.5 N	1512-13	8.22	0.99	7.23	43.2	3.47	25.31	151.2
AU814	36.5	39.5	3.0	3.0	1512.5 N	1512-13	21.60	7.80	13.80	43.5	23.40	41.40	130.5
AU814	42.8	58.5	15.7	15.7	1512.5 N	1512-13	32.38	13.22	19.16	87.0	207.55	300.81	1365.9
AU759	36.6	38.1	1.5	2.2	1512.5 N	1512-14	4.50	1.73	2.77	15.0	2.60	4.16	22.5
AU759	41.4	42.3	0.9	2.2	1512.5 N	1512-14	19.64	7.64	12.00	41.0	6.88	10.80	36.9
AU764	37.0	39.7	2.7	2.7	1512.5 N	1512-14	27.30	6.00	21.30	81.0	16.20	57.51	218.7
AU758	55.7	56.3	0.6	2.2	1512.5 N	1512-15	32.45	1.05	31.40	20.0	0.63	18.84	12.0

HOLE	FROM	TO	ACTUAL	ADJSTD	CROSS	COMP	Pb+Zn	Pb	Zn	Ag	LENGTH WEIGHTED		
	(m.)	(m.)	INTRVL	INTRVL	SECTION	NAME	(%)	(%)	(%)	(g/t)	LEAD	ZINC	SILVER
261	128.5	140.5	12.0	12.0	1512.5 N	1512-16	2.06	1.30	0.76	18.1	15.60	9.12	217.2
U201	66.0	70.5	4.5	4.5	1512.5 N	1512-16	2.45	2.31	0.14	182.0	10.40	0.63	819.0
U237	29.2	33.0	3.8	3.8	1512.5 N	1512-16	1.08	0.75	0.33	31.2	2.85	1.25	118.6
U238	18.2	27.4	9.2	9.2	1512.5 N	1512-16	8.32	5.00	3.32	202.1	46.00	30.54	1859.3
282	215.5	221.0	5.5	5.5	1512.5 N	1512-17	0.23	0.12	0.11	10.5	0.66	0.61	57.8
334	123.9	128.9	5.0	5.0	1512.5 N	1512-18	24.88	11.01	13.87	59.2	55.05	69.35	296.0
U42	30.0	36.7	6.7	6.7	1512.5 N	1512-18	29.73	16.25	13.48	106.3	108.88	90.32	712.2
U43	35.1	38.7	3.6	3.6	1512.5 N	1512-18	25.25	2.92	22.33	13.4	10.51	80.39	48.2
U77	15.5	34.0	18.5	18.5	1512.5 N	1512-18	33.74	14.75	18.99	68.0	272.88	351.32	1258.0
U81	34.7	37.7	3.0	3.0	1512.5 N	1512-18	16.14	9.01	7.13	42.0	27.03	21.39	126.0
U81	32.7	34.7	2.0	2.2	1512.5 N	1512-19	3.13	2.30	0.83	12.6	4.60	1.66	25.2
U81	37.7	51.9	14.2	14.2	1512.5 N	1512-19	2.85	1.17	1.68	5.7	16.61	23.86	80.9
U133	12.0	14.0	2.0	2.2	1512.5 N	1512-20	3.40	1.11	2.29	11.1	2.22	4.58	22.2
U192	61.7	64.1	2.4	2.4	1512.5 N	1512-21	0.02	0.01	0.01	1.5	0.02	0.02	3.6
AU437	11.6	13.0	1.4	2.2	1512.5 N	1512-22	6.89	4.93	1.96	110.8	6.90	2.74	155.1
U194	68.5	70.0	1.5	2.2	1512.5 N	1512-22	2.41	2.23	0.18	53.4	3.35	0.27	80.1
AU361	20.7	27.4	6.7	6.7	1512.5 N	1512-23	3.31	1.20	2.11	38.4	8.04	14.14	257.3
U200	61.0	68.5	7.5	7.5	1512.5 N	1512-23	3.59	0.97	2.62	43.8	7.27	19.65	328.5
AU756	33.3	37.4	4.1	4.1	1512.5 N	1512-25	3.95	2.28	1.67	117.8	9.35	6.85	483.0
AU764	47.2	49.5	2.3	2.3	1512.5 N	1512-25	0.47	0.39	0.08	21.0	0.90	0.18	48.3
AU758	22.1	23.4	1.3	2.2	1512.5 N	1512-26	4.90	2.49	2.41	111.0	3.24	3.13	144.3
AU766	24.9	26.5	1.6	2.2	1512.5 N	1512-26	6.04	1.16	4.88	62.0	1.86	7.81	99.2
AU758	37.0	39.5	2.5	2.5	1512.5 N	1512-27	0.65	0.51	0.14	19.0	1.28	0.35	47.5
AU766	34.4	36.2	1.8	2.2	1512.5 N	1512-27	5.31	0.75	4.56	20.0	1.35	8.21	36.0
AU766	47.0	50.7	3.7	3.7	1512.5 N	1512-28	2.89	1.11	1.78	18.9	4.11	6.59	69.9
AU766	70.5	75.0	4.5	4.5	1512.5 N	1512-29	1.29	0.53	0.76	3.3	2.39	3.42	14.9

HOLE	FROM	TO	ACTUAL	ADJSTD	CROSS	COMP	Pb+Zn	Pb	Zn	Ag	LENGTH WEIGHTED		
	(m.)	(m.)	INTRVL	INTRVL	SECTION	NAME	(%)	(%)	(%)	(g/t)	LEAD	ZINC	SILVER
U201	61.5	66.0	4.5	4.5	1512.5 N	1512-30	10.60	7.66	2.94	330.7	34.47	13.23	1488.1
U201	70.5	76.1	5.6	5.6	1512.5 N	1512-30	1.50	0.83	0.67	39.5	4.65	3.75	221.2
U238	11.7	18.2	6.5	6.5	1512.5 N	1512-30	10.70	8.98	1.72	300.0	58.37	11.18	1950.0
AU756	27.0	28.5	1.5	2.2	1512.5 N	1512-31	16.51	16.40	0.11	200.0	24.60	0.17	300.0
AU757	35.2	37.2	2.0	2.2	1512.5 N	1512-32	2.72	1.20	1.52	29.0	2.40	3.04	58.0
U110	12.0	13.7	1.7	2.2	1512.5 N	1512-33	32.06	7.06	25.00	54.3	12.00	42.50	92.3
U114	10.6	12.5	1.9	2.2	1512.5 N	1512-33	21.91	7.86	14.05	35.7	14.93	26.70	67.8
U130	13.6	15.6	2.0	2.2	1512.5 N	1512-33	43.69	15.55	28.14	65.4	31.10	56.28	130.8
AU812	0.0	3.4	3.4	3.4	1512.5 N	1512-34	25.92	9.44	16.48	46.0	32.10	56.03	156.4
U110	1.5	4.6	3.1	3.1	1512.5 N	1512-34	17.96	4.34	13.62	27.3	13.45	42.22	84.6
U111	0.0	3.8	3.8	3.8	1512.5 N	1512-34	27.68	6.58	21.10	51.8	25.00	80.18	196.8
U112	0.0	3.0	3.0	3.0	1512.5 N	1512-34	42.25	15.25	27.00	82.9	45.75	81.00	248.7
U113	0.0	5.1	5.1	5.1	1512.5 N	1512-34	17.19	7.34	9.85	33.6	37.43	50.23	171.4
U114	0.0	5.3	5.3	5.3	1512.5 N	1512-34	13.94	4.47	9.47	25.0	23.69	50.19	132.5
U116	0.0	4.5	4.5	4.5	1512.5 N	1512-34	24.83	10.20	14.63	41.0	45.90	65.84	184.5
U119	10.4	19.6	9.2	9.2	1512.5 N	1512-34	17.43	6.29	11.14	37.9	57.87	102.49	348.7
U130	3.0	4.2	1.2	2.2	1512.5 N	1512-34	3.24	1.40	1.84	8.7	1.68	2.21	10.4
U130	15.6	17.9	2.3	2.3	1512.5 N	1512-34	20.17	7.36	12.81	17.8	16.93	29.46	40.9
U131	0.7	12.1	11.4	11.4	1512.5 N	1512-34	15.94	4.98	10.96	28.2	56.77	124.94	321.5
U132	1.8	10.2	8.4	8.4	1512.5 N	1512-34	21.14	9.38	11.76	47.5	78.79	98.78	399.0
U133	0.0	12.0	12.0	12.0	1512.5 N	1512-34	16.34	6.54	9.80	53.7	78.48	117.60	644.4
U134	0.0	13.8	13.8	13.8	1512.5 N	1512-34	11.82	3.18	8.64	22.4	43.88	119.23	309.1
U135	0.0	2.7	2.7	2.7	1512.5 N	1512-34	25.27	10.55	14.72	51.5	28.49	39.74	139.1
U139	0.0	5.4	5.4	5.4	1512.5 N	1512-34	14.27	3.21	11.06	15.7	17.33	59.72	84.8
U90	7.5	17.4	9.9	9.9	1512.5 N	1512-34	17.07	5.54	11.53	26.6	54.85	114.15	263.3
AU758	43.4	44.1	0.7	2.2	1512.5 N	1512-35	4.54	1.04	3.50	19.0	0.73	2.45	13.3

HOLE	FROM	TO	ACTUAL	ADJSTD	CROSS	COMP	Pb+Zn	Pb	Zn	Ag	LENGTH WEIGHTED		
	(m.)	(m.)	INTRVL	INTRVL	SECTION	NAME	(%)	(%)	(%)	(g/t)	LEAD	ZINC	SILVER
U110	10.4	12.0	1.6	2.2	1512.5 N	1512-43	29.29	7.29	22.00	42.1	11.66	35.20	67.4
U114	9.6	10.6	1.0	2.2	1512.5 N	1512-43	31.41	8.31	23.10	43.6	8.31	23.10	43.6
U110	23.3	24.0	0.7	2.2	1512.5 N	1512-45	13.15	5.56	7.59	17.4	3.89	5.31	12.2
399	52.0	53.8	1.8	2.2	1525.0 N	1525-1	22.30	12.30	10.00	111.0	22.14	18.00	199.8
413	51.9	53.2	1.3	2.2	1525.0 N	1525-2	2.52	1.34	1.18	16.0	1.74	1.53	20.8
U144	27.3	28.1	0.8	2.2	1525.0 N	1525-3	15.29	7.69	7.60	56.8	6.15	6.08	45.4
U145	42.0	43.3	1.3	2.2	1525.0 N	1525-3	36.20	14.17	22.03	74.8	18.42	28.64	97.2
103	75.6	77.1	1.5	2.2	1525.0 N	1525-4	7.14	3.00	4.14	34.0	4.50	6.21	51.0
327	71.0	71.5	0.5	2.2	1525.0 N	1525-4	11.96	2.79	9.17	26.0	1.40	4.59	13.0
AU591	25.3	27.4	2.1	2.2	1525.0 N	1525-4	29.20	11.40	17.80	148.0	23.94	37.38	310.8
113	78.7	81.4	2.7	2.7	1525.0 N	1525-5	28.22	11.05	17.17	51.2	29.84	46.36	138.2
AU591	2.7	20.7	18.0	18.0	1525.0 N	1525-5	17.61	7.06	10.55	34.9	127.08	189.90	628.2
AU592	0.0	24.7	24.7	24.7	1525.0 N	1525-5	15.53	6.02	9.51	36.5	148.69	234.90	901.6
196	80.3	82.2	1.9	2.2	1525.0 N	1525-6	10.93	3.39	7.54	18.6	6.44	14.33	35.3
196	72.3	80.3	8.0	8.0	1525.0 N	1525-7	3.65	1.67	1.98	6.8	13.36	15.84	54.4
195	69.8	76.8	7.0	7.0	1525.0 N	1525-8	20.84	8.44	12.40	47.4	59.08	86.80	331.8
U62	17.0	22.0	5.0	5.0	1525.0 N	1525-8	8.98	3.87	5.11	18.3	19.35	25.55	91.5
U78	16.0	29.0	13.0	13.0	1525.0 N	1525-8	23.38	5.93	17.45	42.7	77.09	226.85	555.1
105	63.7	66.5	2.8	2.8	1525.0 N	1525-9	16.57	6.41	10.16	33.5	17.95	28.45	93.8
190	53.9	56.1	2.2	2.2	1525.0 N	1525-10	7.67	2.87	4.80	15.0	6.31	10.56	33.0
190	49.0	53.9	4.9	4.9	1525.0 N	1525-11	3.60	2.44	1.16	11.4	11.96	5.68	55.9
92	46.9	48.4	1.5	2.2	1525.0 N	1525-11	18.81	8.16	10.65	58.0	12.24	15.98	87.0
262	22.3	26.0	3.7	3.7	1525.0 N	1525-12	16.06	7.82	8.24	42.0	28.93	30.49	155.4
262	34.2	40.2	6.0	6.0	1525.0 N	1525-13	16.35	7.88	8.47	64.4	47.28	50.82	386.4
AU349	14.9	18.0	3.1	3.1	1525.0 N	1525-13	8.42	3.19	5.23	11.6	9.89	16.21	36.0
AU440	6.1	10.3	4.2	4.2	1525.0 N	1525-13	15.98	11.07	4.91	125.6	46.49	20.62	527.5

HOLE	FROM	TO	ACTUAL	ADJSTD	CROSS	COMP	Pb+Zn	Pb	Zn	Ag	LENGTH WEIGHTED		
	(m.)	(m.)	INTRVL	INTRVL	SECTION	NAME	(%)	(%)	(%)	(g/t)	LEAD	ZINC	SILVER
262	40.2	52.3	12.1	12.1	1525.0 N	1525-14	15.50	7.36	8.14	79.1	89.06	98.49	957.1
262	62.5	73.0	10.5	10.5	1525.0 N	1525-14	18.48	6.70	11.78	67.2	70.35	123.69	705.6
AU332	9.9	17.7	7.8	7.8	1525.0 N	1525-14	11.67	8.65	3.02	130.3	67.47	23.56	1016.3
AU334	0.0	8.8	8.8	8.8	1525.0 N	1525-14	18.66	7.70	10.96	26.3	67.76	96.45	231.4
AU335	1.8	9.3	7.5	7.5	1525.0 N	1525-14	19.03	7.27	11.76	52.9	54.53	88.20	396.8
AU335	13.1	20.7	7.6	7.6	1525.0 N	1525-14	13.06	3.95	9.11	58.1	30.02	69.24	441.6
AU336	0.0	22.6	22.6	22.6	1525.0 N	1525-14	15.94	7.54	8.40	93.5	170.40	189.84	2113.1
AU336	26.8	29.3	2.5	2.5	1525.0 N	1525-14	8.31	3.85	4.46	26.2	9.63	11.15	65.5
AU337	0.0	4.6	4.6	4.6	1525.0 N	1525-14	8.11	2.83	5.28	21.7	13.02	24.29	99.8
AU337	7.9	12.2	4.3	4.3	1525.0 N	1525-14	20.04	8.74	11.30	20.4	37.58	48.59	87.7
AU338	13.9	14.6	0.7	2.2	1525.0 N	1525-14	32.90	13.40	19.50	24.2	9.38	13.65	16.9
AU338	0.0	4.1	4.1	4.1	1525.0 N	1525-14	10.83	3.45	7.38	29.3	14.15	30.26	120.1
AU339	5.2	6.4	1.2	2.2	1525.0 N	1525-14	24.23	9.73	14.50	27.0	11.68	17.40	32.4
AU340	0.0	2.4	2.4	2.4	1525.0 N	1525-14	16.15	6.45	9.70	28.8	15.48	23.28	69.1
AU341	0.0	4.0	4.0	4.0	1525.0 N	1525-14	15.80	5.10	10.70	42.7	20.40	42.80	170.8
AU342	0.0	6.6	6.6	6.6	1525.0 N	1525-14	20.01	8.31	11.70	52.2	54.85	77.22	344.5
AU343	0.0	14.8	14.8	14.8	1525.0 N	1525-14	33.34	14.37	18.97	33.4	212.68	280.76	494.3
AU344	0.0	4.6	4.6	4.6	1525.0 N	1525-14	19.64	8.34	11.30	34.9	38.36	51.98	160.5
AU345	1.5	7.0	5.5	5.5	1525.0 N	1525-14	18.55	7.75	10.80	27.6	42.63	59.40	151.8
AU346	0.0	9.4	9.4	9.4	1525.0 N	1525-14	10.71	3.93	6.78	20.6	36.94	63.73	193.6
AU347	0.0	10.1	10.1	10.1	1525.0 N	1525-14	8.28	2.32	5.96	13.8	23.43	60.20	139.4
AU348	0.0	15.2	15.2	15.2	1525.0 N	1525-14	11.38	7.07	4.31	156.9	107.46	65.51	2384.9
AU349	11.9	14.9	3.0	3.0	1525.0 N	1525-14	32.40	12.70	19.70	66.4	38.10	59.10	199.2
AU369	0.3	3.0	2.7	2.7	1525.0 N	1525-14	22.99	9.89	13.10	37.0	26.70	35.37	99.9
AU370	0.0	4.3	4.3	4.3	1525.0 N	1525-14	12.76	4.52	8.24	300.0	19.44	35.43	1290.0
AU371	0.0	2.3	2.3	2.3	1525.0 N	1525-14	19.07	10.51	8.56	119.5	24.17	19.69	274.8

HOLE	FROM	TO	ACTUAL	ADJSTD	CROSS	COMP	Pb+Zn	Pb	Zn	Ag	LENGTH WEIGHTED		
	(m.)	(m.)	INTRVL	INTRVL	SECTION	NAME	(%)	(%)	(%)	(g/t)	LEAD	ZINC	SILVER
AU373	0.0	3.8	3.8	3.8	1525.0 N	1525-14	13.86	5.67	8.19	17.2	21.55	31.12	65.4
AU374	0.0	2.7	2.7	2.7	1525.0 N	1525-14	18.30	7.10	11.20	24.2	19.17	30.24	65.3
AU415	0.0	4.0	4.0	4.0	1525.0 N	1525-14	12.95	3.61	9.34	27.0	14.44	37.36	108.0
AU417	0.3	9.1	8.8	8.8	1525.0 N	1525-14	20.49	6.89	13.60	41.6	60.63	119.68	366.1
AU418	0.0	9.4	9.4	9.4	1525.0 N	1525-14	22.48	8.47	14.01	41.3	79.62	131.69	388.2
AU419	0.0	11.0	11.0	11.0	1525.0 N	1525-14	14.99	5.73	9.26	27.8	63.03	101.86	305.8
AU440	0.0	6.1	6.1	6.1	1525.0 N	1525-14	11.15	7.33	3.82	97.1	44.71	23.30	592.3
194	92.5	97.5	5.0	5.0	1525.0 N	1525-15	31.49	31.07	0.42	1976.0	155.35	2.10	9880.0
217	82.5	87.5	5.0	5.0	1525.0 N	1525-15	11.38	4.02	7.36	55.4	20.10	36.80	277.0
262	75.9	97.9	22.0	22.0	1525.0 N	1525-15	14.82	3.87	10.95	86.0	85.14	240.90	1892.0
AU362	5.8	10.4	4.6	4.6	1525.0 N	1525-15	25.40	25.26	0.14	300.0	116.20	0.64	1380.0
AU363	0.0	15.2	15.2	15.2	1525.0 N	1525-15	14.39	4.13	10.26	139.9	62.78	155.95	2126.5
AU367	0.0	7.6	7.6	7.6	1525.0 N	1525-15	13.55	1.73	11.82	53.5	13.15	89.83	406.6
AU389	5.8	8.5	2.7	2.7	1525.0 N	1525-15	21.66	8.56	13.10	60.3	23.11	35.37	162.8
AU395	0.9	4.4	3.5	3.5	1525.0 N	1525-15	14.04	9.41	4.63	277.1	32.94	16.21	969.9
AU396	0.0	1.8	1.8	2.2	1525.0 N	1525-15	11.62	6.27	5.35	202.3	11.29	9.63	364.1
AU399	0.3	3.2	2.9	2.9	1525.0 N	1525-15	7.25	2.59	4.66	13.9	7.51	13.51	40.3
U200	42.5	52.0	9.5	9.5	1525.0 N	1525-15	19.75	16.39	3.36	841.8	155.71	31.92	7997.1
194	97.5	117.0	19.5	19.5	1525.0 N	1525-16	3.78	1.79	1.99	98.7	34.91	38.81	1924.7
262	97.9	124.6	26.7	26.7	1525.0 N	1525-16	2.09	1.56	0.53	44.3	41.65	14.15	1182.8
AU360	11.6	17.7	6.1	6.1	1525.0 N	1525-16	6.74	5.73	1.01	182.6	34.95	6.16	1113.9
AU362	10.4	20.7	10.3	10.3	1525.0 N	1525-16	1.73	1.27	0.46	82.7	13.08	4.74	851.8
AU363	15.2	18.3	3.1	3.1	1525.0 N	1525-16	1.76	1.23	0.53	68.1	3.81	1.64	211.1
AU367	7.6	11.6	4.0	4.0	1525.0 N	1525-16	4.50	0.93	3.57	34.3	3.72	14.28	137.2
AU377	2.7	12.8	10.1	10.1	1525.0 N	1525-16	3.27	2.52	0.75	64.9	25.45	7.58	655.5
AU388	1.5	6.4	4.9	4.9	1525.0 N	1525-16	0.38	0.21	0.17	7.7	1.03	0.83	37.7

HOLE	FROM	TO	ACTUAL	ADJSTD	CROSS	COMP	Pb+Zn	Pb	Zn	Ag	LENGTH WEIGHTED		
	(m.)	(m.)	INTRVL	INTRVL	SECTION	NAME	(%)	(%)	(%)	(g/t)	LEAD	ZINC	SILVER
AU389	3.7	5.8	2.1	2.2	1525.0 N	1525-16	3.84	3.53	0.31	92.1	7.41	0.65	193.4
U238	27.4	35.3	7.9	7.9	1525.0 N	1525-16	1.54	1.04	0.50	45.6	8.22	3.95	360.2
217	98.9	99.4	0.5	2.2	1525.0 N	1525-18	9.45	3.81	5.64	28.0	1.91	2.82	14.0
92	111.2	114.4	3.2	3.2	1525.0 N	1525-19	25.38	18.95	6.43	269.1	60.64	20.58	861.1
AU360	9.1	11.6	2.5	2.5	1525.0 N	1525-19	19.18	7.38	11.80	58.8	18.45	29.50	147.0
AU535	9.9	15.0	5.1	5.1	1525.0 N	1525-19	18.35	8.47	9.88	124.7	43.20	50.39	636.0
92	114.4	117.2	2.8	2.8	1525.0 N	1525-20	12.32	11.56	0.76	459.0	32.37	2.13	1285.2
263	100.7	117.0	16.3	16.3	1525.0 N	1525-22	16.90	7.54	9.36	31.6	122.90	152.57	515.1
92	94.4	108.6	14.2	14.2	1525.0 N	1525-22	7.18	3.11	4.07	15.1	44.16	57.79	214.4
AU360	0.0	3.7	3.7	3.7	1525.0 N	1525-22	23.24	7.74	15.50	38.0	28.64	57.35	140.6
AU535	5.7	7.8	2.1	2.2	1525.0 N	1525-22	18.56	8.70	9.86	44.5	18.27	20.71	93.4
AU402	13.7	26.5	12.8	12.8	1525.0 N	1525-23	15.16	5.60	9.56	29.8	71.68	122.37	381.4
190	120.6	127.6	7.0	7.0	1525.0 N	1525-25	3.63	3.05	0.58	55.6	21.35	4.06	389.2
105	123.6	136.6	13.0	13.0	1525.0 N	1525-26	26.72	8.71	18.01	52.9	113.23	234.13	687.7
190	127.6	131.1	3.5	3.5	1525.0 N	1525-26	6.91	3.70	3.21	80.5	12.95	11.24	281.8
AU401	24.4	40.5	16.1	16.1	1525.0 N	1525-26	17.50	6.35	11.15	46.4	102.24	179.52	747.0
U195	65.5	70.1	4.6	4.6	1525.0 N	1525-26	21.97	6.45	15.52	35.2	29.67	71.39	161.9
190	137.5	142.5	5.0	5.0	1525.0 N	1525-27	13.21	5.75	7.46	71.9	28.75	37.30	359.5
190	142.5	145.6	3.1	3.1	1525.0 N	1525-28	0.14	0.04	0.10	1.2	0.12	0.31	3.7
195	149.8	152.9	3.1	3.1	1525.0 N	1525-29	13.40	2.80	10.60	52.4	8.68	32.86	162.4
U77	70.5	79.7	9.2	9.2	1525.0 N	1525-29	15.13	3.98	11.15	45.3	36.62	102.58	416.8
113	148.0	164.0	16.0	16.0	1525.0 N	1525-30	33.35	10.25	23.10	108.5	164.00	369.60	1736.0
AU467	7.9	21.3	13.4	13.4	1525.0 N	1525-30	48.36	21.39	26.97	118.3	286.63	361.40	1585.2
U148	60.5	71.0	10.5	10.5	1525.0 N	1525-30	17.62	4.83	12.79	53.0	50.72	134.30	556.5
U150	19.3	23.9	4.6	4.6	1525.0 N	1525-30	33.23	14.31	18.92	80.1	65.83	87.03	368.5
U156	18.3	27.5	9.2	9.2	1525.0 N	1525-30	42.75	17.77	24.98	83.4	163.48	229.82	767.3

HOLE	FROM	TO	ACTUAL	ADJSTD	CROSS	COMP	Pb+Zn	Pb	Zn	Ag	LENGTH WEIGHTED		
	(m.)	(m.)	INTRVL	INTRVL	SECTION	NAME	(%)	(%)	(%)	(g/t)	LEAD	ZINC	SILVER
113	172.3	175.6	3.3	3.3	1525.0 N	1525-31	2.85	1.84	1.01	91.8	6.07	3.33	302.9
113	183.4	185.9	2.5	2.5	1525.0 N	1525-32	5.38	1.90	3.48	27.0	4.75	8.70	67.5
U152	44.8	47.0	2.2	2.2	1525.0 N	1525-33	22.12	7.59	14.53	94.9	16.70	31.97	208.8
327	136.3	149.8	13.5	13.5	1525.0 N	1525-34	18.85	4.51	14.34	20.7	60.89	193.59	279.5
U112	3.0	5.5	2.5	2.5	1525.0 N	1525-34	24.39	7.99	16.40	36.0	19.98	41.00	90.0
U118	3.3	5.2	1.9	2.2	1525.0 N	1525-34	31.26	14.63	16.63	61.2	27.80	31.60	116.3
U119	1.7	4.7	3.0	3.0	1525.0 N	1525-34	13.87	5.28	8.59	23.2	15.84	25.77	69.6
U130	0.0	3.0	3.0	3.0	1525.0 N	1525-34	22.29	8.35	13.94	37.6	25.05	41.82	112.8
U88	4.2	12.2	8.0	8.0	1525.0 N	1525-34	23.63	12.14	11.49	66.7	97.12	91.92	533.6
U89	27.7	32.4	4.7	4.7	1525.0 N	1525-34	11.77	3.74	8.03	15.6	17.58	37.74	73.3
U90	0.5	7.5	7.0	7.0	1525.0 N	1525-34	23.18	6.70	16.48	33.0	46.90	115.36	231.0
U91	0.0	4.7	4.7	4.7	1525.0 N	1525-34	8.66	3.58	5.08	17.5	16.83	23.88	82.3
U92	0.0	4.5	4.5	4.5	1525.0 N	1525-34	9.55	3.15	6.40	15.3	14.17	28.80	68.9
103	155.1	165.7	10.6	10.6	1525.0 N	1525-35	18.69	5.11	13.58	37.8	54.17	143.95	400.7
327	158.2	162.5	4.3	4.3	1525.0 N	1525-35	26.00	6.17	19.83	60.3	26.53	85.27	259.3
AU815	0.0	7.9	7.9	7.9	1525.0 N	1525-35	18.18	6.02	12.16	38.4	47.56	96.06	303.4
AU817	0.0	7.6	7.6	7.6	1525.0 N	1525-35	21.59	8.21	13.38	43.9	62.40	101.69	333.6
U111	10.5	19.8	9.3	9.3	1525.0 N	1525-35	17.12	5.62	11.50	35.1	52.27	106.95	326.4
U118	9.3	12.5	3.2	3.2	1525.0 N	1525-35	29.14	10.13	19.01	50.5	32.42	60.83	161.6
U88	22.5	23.2	0.7	2.2	1525.0 N	1525-35	33.40	11.40	22.00	44.2	7.98	15.40	30.9
327	149.8	151.0	1.2	2.2	1525.0 N	1525-37	2.04	0.20	1.84	2.0	0.24	2.21	2.4
U112	5.5	7.9	2.4	2.4	1525.0 N	1525-37	0.56	0.28	0.28	4.7	0.67	0.67	11.3
U88	12.2	14.8	2.6	2.6	1525.0 N	1525-37	1.71	0.50	1.21	3.3	1.30	3.15	8.6
U89	32.4	35.8	3.4	3.4	1525.0 N	1525-37	1.70	1.36	0.34	8.0	4.62	1.16	27.2
U88	19.8	22.5	2.7	2.7	1525.0 N	1525-38	3.72	1.26	2.46	17.4	3.40	6.64	47.0
U89	40.8	42.1	1.3	2.2	1525.0 N	1525-39	6.12	1.67	4.45	7.8	2.17	5.79	10.1

HOLE	FROM	TO	ACTUAL	ADJSTD	CROSS	COMP	Pb+Zn	Pb	Zn	Ag	LENGTH WEIGHTED		
	(m.)	(m.)	INTRVL	INTRVL	SECTION	NAME	(%)	(%)	(%)	(g/t)	LEAD	ZINC	SILVER
413	172.1	173.8	1.7	2.2	1525.0 N	1525-40	17.54	9.01	8.53	44.6	15.32	14.50	75.8
U89	56.3	57.1	0.8	2.2	1525.0 N	1525-40	7.00	2.59	4.41	12.9	2.07	3.53	10.3
413	151.3	152.7	1.4	2.2	1525.0 N	1525-41	8.25	3.53	4.72	28.0	4.94	6.61	39.2
113	164.0	166.0	2.0	2.2	1525.0 N	1525-42	5.16	1.84	3.32	82.0	3.68	6.64	164.0
196	192.0	195.6	3.6	3.6	1525.0 N	1525-43	0.49	0.36	0.13	18.9	1.30	0.47	68.0
90	61.1	62.4	1.3	2.2	1537.5 N	1537-1	19.50	9.25	10.25	58.0	12.02	13.32	75.4
AU523	0.0	1.0	1.0	2.2	1537.5 N	1537-2	20.85	7.35	13.50	36.9	7.35	13.50	36.9
AU556	12.6	24.4	11.8	11.8	1537.5 N	1537-3	19.26	8.82	10.44	37.7	104.08	123.19	444.9
U169	1.6	6.3	4.7	4.7	1537.5 N	1537-4	11.88	4.02	7.86	19.2	18.89	36.94	90.2
AU364	6.6	10.7	4.1	4.1	1537.5 N	1537-6	19.05	8.45	10.60	44.4	34.64	43.46	182.0
AU366	7.3	9.4	2.1	2.2	1537.5 N	1537-6	11.14	3.23	7.91	19.6	6.78	16.61	41.2
AU388	11.0	18.7	7.7	7.7	1537.5 N	1537-6	12.48	6.36	6.12	143.4	48.97	47.12	1104.2
U169	28.2	29.0	0.8	2.2	1537.5 N	1537-6	15.09	6.91	8.18	35.7	5.53	6.54	28.6
U199	37.5	40.5	3.0	3.0	1537.5 N	1537-6	13.55	5.36	8.19	35.8	16.08	24.57	107.4
AU309	3.7	9.4	5.7	5.7	1537.5 N	1537-7	13.93	5.87	8.06	40.6	33.46	45.94	231.4
AU310	3.4	7.0	3.6	3.6	1537.5 N	1537-7	15.97	5.64	10.33	28.5	20.30	37.19	102.6
AU364	0.0	1.5	1.5	2.2	1537.5 N	1537-7	36.50	12.10	24.40	59.5	18.15	36.60	89.3
AU393	10.7	13.7	3.0	3.0	1537.5 N	1537-7	29.70	15.70	14.00	56.3	47.10	42.00	168.9
263	138.4	142.7	4.3	4.3	1537.5 N	1537-8	5.03	2.39	2.64	9.0	10.28	11.35	38.7
263	146.9	161.7	14.8	14.8	1537.5 N	1537-8	22.98	6.26	16.72	57.0	92.65	247.46	843.6
AU365	1.5	9.1	7.6	7.6	1537.5 N	1537-8	15.23	6.24	8.99	27.9	47.42	68.32	212.0
AU366	1.8	4.6	2.8	2.8	1537.5 N	1537-8	34.20	12.70	21.50	51.4	35.56	60.20	143.9
AU800	0.0	1.2	1.2	2.2	1537.5 N	1537-8	18.69	5.37	13.32	128.0	6.44	15.98	153.6
U196	51.7	70.7	19.0	19.0	1537.5 N	1537-8	29.00	10.12	18.88	67.9	192.28	358.72	1290.1
U197	63.0	71.5	8.5	8.5	1537.5 N	1537-8	14.41	9.90	4.51	119.0	84.15	38.34	1011.5
U198	56.9	62.5	5.6	5.6	1537.5 N	1537-8	15.82	5.43	10.39	60.8	30.41	58.18	340.5

HOLE	FROM	TO	ACTUAL	ADJSTD	CROSS	COMP	Pb+Zn	Pb	Zn	Ag	LENGTH WEIGHTED		
	(m.)	(m.)	INTRVL	INTRVL	SECTION	NAME	(%)	(%)	(%)	(g/t)	LEAD	ZINC	SILVER
262	137.2	139.1	1.9	2.2	1537.5 N	1537-9	17.60	6.21	11.39	89.9	11.80	21.64	170.8
197	155.1	167.8	12.7	12.7	1537.5 N	1537-10	31.30	11.58	19.72	75.5	147.07	250.44	958.9
AU467	21.3	24.4	3.1	3.1	1537.5 N	1537-10	37.80	17.10	20.70	100.0	53.01	64.17	310.0
AU619	0.0	2.2	2.2	2.2	1537.5 N	1537-10	29.81	8.61	21.20	96.0	18.94	46.64	211.2
AU620	0.0	2.4	2.4	2.4	1537.5 N	1537-10	24.30	10.20	14.10	75.0	24.48	33.84	180.0
U139	25.7	27.8	2.1	2.2	1537.5 N	1537-10	33.22	21.62	11.60	371.8	45.40	24.36	780.8
U156	27.5	39.0	11.5	11.5	1537.5 N	1537-10	48.18	16.18	32.00	83.9	186.07	368.00	964.9
U182	16.5	27.0	10.5	10.5	1537.5 N	1537-10	42.39	14.79	27.60	102.3	155.30	289.80	1074.1
U183	16.8	35.5	18.7	18.7	1537.5 N	1537-10	32.13	10.27	21.86	84.9	192.05	408.78	1587.6
U184	29.3	32.7	3.4	3.4	1537.5 N	1537-10	24.48	8.14	16.34	46.3	27.68	55.56	157.4
U176	23.4	27.9	4.5	4.5	1537.5 N	1537-11	30.23	10.41	19.82	60.7	46.85	89.19	273.2
U177	9.3	9.8	0.5	2.2	1537.5 N	1537-11	13.91	5.00	8.91	25.9	2.50	4.46	13.0
U95	19.3	20.6	1.3	2.2	1537.5 N	1537-11	11.56	4.30	7.26	22.0	5.59	9.44	28.6
U175	48.5	50.0	1.5	2.2	1537.5 N	1537-12	14.89	4.83	10.06	45.9	7.25	15.09	68.9
400	124.4	127.9	3.5	3.5	1537.5 N	1537-13	10.61	5.16	5.45	28.0	18.06	19.08	98.0
197	181.0	186.4	5.4	5.4	1537.5 N	1537-14	2.03	0.97	1.06	15.4	5.24	5.72	83.2
U183	45.7	48.4	2.7	2.7	1537.5 N	1537-14	6.59	2.15	4.44	55.2	5.80	11.99	149.0
U183	42.4	43.4	1.0	2.2	1537.5 N	1537-14	4.28	1.43	2.85	31.4	1.43	2.85	31.4
U183	50.8	53.0	2.2	2.2	1537.5 N	1537-15	17.05	4.54	12.51	62.1	9.99	27.52	136.6
197	214	219	5	5	1537.5 N	1537-16	2.27	1.03	1.24	10.0	5.15	6.20	50.0
U175	50.0	52.3	2.3	2.3	1537.5 N	1537-17	0.47	0.23	0.24	1.9	0.53	0.55	4.4
U139	27.8	29.1	1.3	2.2	1537.5 N	1537-18	6.83	5.88	0.95	112.7	7.64	1.24	146.5
U182	27.0	30.9	3.9	3.9	1537.5 N	1537-18	1.68	0.95	0.73	21.2	3.70	2.85	82.7
U184	32.7	35.5	2.8	2.8	1537.5 N	1537-18	0.90	0.61	0.29	9.1	1.71	0.81	25.5
AU785	28.8	29.2	0.4	2.2	1537.5 N	1537-19	31.24	2.69	28.55	154.0	1.08	11.42	61.6
U183	38.1	40.0	1.9	2.2	1537.5 N	1537-20	1.99	0.58	1.41	31.0	1.10	2.68	58.9

HOLE	FROM	TO	ACTUAL	ADJSTD	CROSS	COMP	Pb+Zn	Pb	Zn	Ag	LENGTH WEIGHTED		
	(m.)	(m.)	INTRVL	INTRVL	SECTION	NAME	(%)	(%)	(%)	(g/t)	LEAD	ZINC	SILVER
U185	39.2	39.7	0.5	2.2	1537.5 N	1537-21	3.09	1.19	1.90	6.2	0.60	0.95	3.1
U186	47.2	48.4	1.2	2.2	1537.5 N	1537-21	1.12	0.64	0.48	4.4	0.77	0.58	5.3
AU778	63.2	65.0	1.8	2.2	1537.5 N	1537-22	5.79	2.01	3.78	23.0	3.62	6.80	41.4
AU786	59.8	75.0	15.2	15.2	1537.5 N	1537-23	3.21	1.05	2.16	15.1	15.96	32.83	229.5
AU364	10.7	13.7	3.0	3.0	1537.5 N	1537-24	0.42	0.11	0.31	1.7	0.33	0.93	5.1
U199	40.5	42.6	2.1	2.2	1537.5 N	1537-24	0.97	0.59	0.38	19.4	1.24	0.80	40.7
AU798	43.6	57.0	13.4	13.4	1537.5 N	1537-25	2.76	0.65	2.11	20.1	8.71	28.27	269.3
AU785	68.4	72.1	3.7	3.7	1537.5 N	1537-26	1.93	0.14	1.79	1.0	0.52	6.62	3.7
90	154.8	156.8	2.0	2.2	1537.5 N	1537-27	10.20	4.68	5.52	30.0	9.36	11.04	60.0
U175	47.0	48.5	1.5	2.2	1537.5 N	1537-27	15.52	3.17	12.35	39.5	4.76	18.53	59.3
90	160.0	164.7	4.7	4.7	1537.5 N	1537-28	23.90	18.67	5.23	149.2	87.75	24.58	701.2
AU778	36.7	38.4	1.7	2.2	1537.5 N	1537-29	6.14	2.13	4.01	17.0	3.62	6.82	28.9
AU778	0.0	6.3	6.3	6.3	1537.5 N	1537-30	11.79	5.88	5.91	42.0	37.04	37.23	264.6
AU783	0.0	6.8	6.8	6.8	1537.5 N	1537-30	18.76	3.78	14.98	24.1	25.70	101.86	163.9
AU784	0.0	1.3	1.3	2.2	1537.5 N	1537-30	17.85	13.70	4.15	62.0	17.81	5.40	80.6
AU785	0.0	5.0	5.0	5.0	1537.5 N	1537-30	11.51	3.22	8.29	16.6	16.10	41.45	83.0
AU786	0.0	2.2	2.2	2.2	1537.5 N	1537-30	14.65	3.47	11.18	17.0	7.63	24.60	37.4
AU786	5.1	5.7	0.6	2.2	1537.5 N	1537-30	10.51	5.41	5.10	24.0	3.25	3.06	14.4
AU792	0.0	9.8	9.8	9.8	1537.5 N	1537-30	11.62	4.69	6.93	17.8	45.96	67.91	174.4
AU793	0.0	4.4	4.4	4.4	1537.5 N	1537-30	22.02	7.36	14.66	57.0	32.38	64.50	250.8
AU478	5.5	9.1	3.6	3.6	1537.5 N	1537-31	11.29	3.22	8.07	22.1	11.59	29.05	79.6
AU480	5.9	12.2	6.3	6.3	1537.5 N	1537-31	8.02	2.74	5.28	15.3	17.26	33.26	96.4
U177	29.0	29.6	0.6	2.2	1537.5 N	1537-34	10.51	4.37	6.14	23.2	2.62	3.68	13.9
U118	24.2	25.5	1.3	2.2	1537.5 N	1537-36	16.23	9.35	6.88	135.7	12.16	8.94	176.4
104	70.3	77.0	6.7	6.7	1550.0 N	1550-1	20.09	6.31	13.78	34.4	42.28	92.33	230.5
AU521	0.0	3.2	3.2	3.2	1550.0 N	1550-1	9.19	4.04	5.15	14.2	12.93	16.48	45.4

HOLE	FROM	TO	ACTUAL	ADJSTD	CROSS	COMP	Pb+Zn	Pb	Zn	Ag	LENGTH WEIGHTED		
	(m.)	(m.)	INTRVL	INTRVL	SECTION	NAME	(%)	(%)	(%)	(g/t)	LEAD	ZINC	SILVER
AU522	0.0	1.6	1.6	2.2	1550.0 N	1550-1	15.89	6.43	9.46	31.2	10.29	15.14	49.9
AU525	0.0	4.2	4.2	4.2	1550.0 N	1550-1	34.25	19.95	14.30	81.2	83.79	60.06	341.0
DRAIN	0.0	3.4	3.4	3.4	1550.0 N	1550-1	33.60	13.30	20.30	86.0	45.22	69.02	292.4
U146	30.1	34.7	4.6	4.6	1550.0 N	1550-1	10.27	3.54	6.73	21.8	16.28	30.96	100.3
U147	17.3	19.9	2.6	2.6	1550.0 N	1550-1	35.57	16.17	19.40	92.1	42.04	50.44	239.5
109	54.3	56.7	2.4	2.4	1550.0 N	1550-2	17.54	6.26	11.28	30.0	15.02	27.07	72.0
AU536	16.5	20.4	3.9	3.9	1550.0 N	1550-2	34.20	11.50	22.70	81.2	44.85	88.53	316.7
AU558	15.7	25.5	9.8	9.8	1550.0 N	1550-2	24.39	6.98	17.41	35.6	68.40	170.62	348.9
AU559	14.3	16.7	2.4	2.4	1550.0 N	1550-2	21.26	7.51	13.75	35.3	18.02	33.00	84.7
191	47.8	52.2	4.4	4.4	1550.0 N	1550-3	11.15	3.61	7.54	24.8	15.88	33.18	109.1
287	62.1	64.1	2.0	2.2	1550.0 N	1550-3	25.36	8.44	16.92	42.0	16.88	33.84	84.0
U58	14.1	19.5	5.4	5.4	1550.0 N	1550-3	12.46	4.79	7.67	26.1	25.87	41.42	140.9
106	42.9	47.1	4.2	4.2	1550.0 N	1550-4	15.36	4.91	10.45	21.9	20.62	43.89	92.0
106	59.5	83.5	24.0	24.0	1550.0 N	1550-4	28.00	14.46	13.54	74.5	347.04	324.96	1788.0
192	48.8	55.3	6.5	6.5	1550.0 N	1550-4	8.41	4.32	4.09	26.7	28.08	26.59	173.5
192	76.7	77.4	0.7	2.2	1550.0 N	1550-4	16.69	7.25	9.44	31.0	5.08	6.61	21.7
218	38.0	62.2	24.2	24.2	1550.0 N	1550-4	23.93	8.88	15.05	49.5	214.90	364.21	1197.9
269	66.4	68.3	1.9	2.2	1550.0 N	1550-4	16.91	7.08	9.83	33.5	13.45	18.68	63.6
269	92.0	96.5	4.5	4.5	1550.0 N	1550-4	20.90	9.29	11.61	47.8	41.81	52.25	215.1
U46	0.0	14.3	14.3	14.3	1550.0 N	1550-4	16.99	6.38	10.61	32.6	91.23	151.72	466.2
U47	0.0	12.4	12.4	12.4	1550.0 N	1550-4	29.88	12.37	17.51	60.8	153.39	217.12	753.9
U48	0.0	12.3	12.3	12.3	1550.0 N	1550-4	17.63	7.17	10.46	38.6	88.19	128.66	474.8
U49	0.0	14.3	14.3	14.3	1550.0 N	1550-4	12.85	4.98	7.87	26.6	71.21	112.54	380.4
U50	0.0	17.8	17.8	17.8	1550.0 N	1550-4	15.97	6.82	9.15	37.2	121.40	162.87	662.2
U51	0.0	17.2	17.2	17.2	1550.0 N	1550-4	21.12	8.64	12.48	43.3	148.61	214.66	744.8
U52	0.0	19.7	19.7	19.7	1550.0 N	1550-4	22.68	8.56	14.12	54.4	168.63	278.16	1071.7

HOLE	FROM	TO	ACTUAL	ADJSTD	CROSS	COMP	Pb+Zn	Pb	Zn	Ag	LENGTH WEIGHTED		
	(m.)	(m.)	INTRVL	INTRVL	SECTION	NAME	(%)	(%)	(%)	(g/t)	LEAD	ZINC	SILVER
U53	0.0	10.6	10.6	10.6	1550.0 N	1550-4	25.96	11.08	14.88	70.0	117.45	157.73	742.0
U54	0.0	5.7	5.7	5.7	1550.0 N	1550-4	36.52	12.70	23.82	97.0	72.39	135.77	552.9
U55	0.0	30.0	30.0	30.0	1550.0 N	1550-4	25.27	10.47	14.80	47.0	314.10	444.00	1410.0
U56	0.0	5.0	5.0	5.0	1550.0 N	1550-4	22.33	7.35	14.98	39.3	36.75	74.90	196.5
U56	11.1	20.7	9.6	9.6	1550.0 N	1550-4	11.07	5.44	5.63	24.5	52.22	54.05	235.2
U57	0.0	5.8	5.8	5.8	1550.0 N	1550-4	23.02	9.17	13.85	35.4	53.19	80.33	205.3
U58	0.0	11.2	11.2	11.2	1550.0 N	1550-4	14.37	6.13	8.24	30.0	68.66	92.29	336.0
U59	0.0	7.1	7.1	7.1	1550.0 N	1550-4	23.58	10.20	13.38	67.6	72.42	95.00	480.0
U60	0.0	2.8	2.8	2.8	1550.0 N	1550-4	25.11	9.70	15.41	70.1	27.16	43.15	196.3
106	96.5	113.0	16.5	16.5	1550.0 N	1550-5	26.71	7.62	19.09	71.5	125.73	314.99	1179.8
109	118.3	123.5	5.2	5.2	1550.0 N	1550-5	11.53	6.33	5.20	25.8	32.92	27.04	134.2
191	100.4	119.8	19.4	19.4	1550.0 N	1550-5	26.12	10.61	15.51	53.6	205.83	300.89	1039.8
192	96.2	109.0	12.8	12.8	1550.0 N	1550-5	12.19	4.29	7.90	27.8	54.91	101.12	355.8
218	82.8	91.4	8.6	8.6	1550.0 N	1550-5	17.49	6.17	11.32	28.4	53.06	97.35	244.2
264	145.7	147.7	2.0	2.2	1550.0 N	1550-5	12.42	5.87	6.55	25.0	11.74	13.10	50.0
264	109.0	117.8	8.8	8.8	1550.0 N	1550-5	30.13	9.14	20.99	52.6	80.43	184.71	462.9
264	89.2	103.7	14.5	14.5	1550.0 N	1550-5	40.92	18.08	22.84	85.3	262.16	331.18	1236.9
264	120.3	133.1	12.8	12.8	1550.0 N	1550-5	24.96	7.86	17.10	45.5	100.61	218.88	582.4
AU304	0.0	4.6	4.6	4.6	1550.0 N	1550-5	7.19	3.59	3.60	51.3	16.51	16.56	236.0
AU306	0.0	6.4	6.4	6.4	1550.0 N	1550-5	14.25	4.78	9.47	58.5	30.59	60.61	374.4
AU307	7.5	10.7	3.2	3.2	1550.0 N	1550-5	28.81	13.06	15.75	61.5	41.79	50.40	196.8
AU307	0.0	4.0	4.0	4.0	1550.0 N	1550-5	20.07	7.58	12.49	33.9	30.32	49.96	135.6
AU308	0.0	12.8	12.8	12.8	1550.0 N	1550-5	15.04	5.27	9.77	35.0	67.46	125.06	448.0
AU309	0.0	3.7	3.7	3.7	1550.0 N	1550-5	19.50	5.97	13.53	34.4	22.09	50.06	127.3
AU310	0.0	3.4	3.4	3.4	1550.0 N	1550-5	26.70	8.60	18.10	43.0	29.24	61.54	146.2
AU311	0.0	2.9	2.9	2.9	1550.0 N	1550-5	15.30	6.09	9.21	28.6	17.66	26.71	82.9

HOLE	FROM	TO	ACTUAL	ADJSTD	CROSS	COMP	Pb+Zn	Pb	Zn	Ag	LENGTH WEIGHTED		
	(m.)	(m.)	INTRVL	INTRVL	SECTION	NAME	(%)	(%)	(%)	(g/t)	LEAD	ZINC	SILVER
AU312	0.0	9.1	9.1	9.1	1550.0 N	1550-5	18.11	6.60	11.51	34.9	60.06	104.74	317.6
AU378	1.4	4.6	3.2	3.2	1550.0 N	1550-5	15.50	3.80	11.70	12.9	12.16	37.44	41.3
AU379	0.0	11.0	11.0	11.0	1550.0 N	1550-5	26.49	8.61	17.88	75.5	94.71	196.68	830.5
AU380	0.0	3.0	3.0	3.0	1550.0 N	1550-5	26.40	13.80	12.60	42.4	41.40	37.80	127.2
AU388	19.4	27.1	7.7	7.7	1550.0 N	1550-5	18.22	7.75	10.47	51.7	59.68	80.62	398.1
AU407	7.5	14.2	6.7	6.7	1550.0 N	1550-5	29.14	10.70	18.44	67.9	71.69	123.55	454.9
U48	14.0	16.2	2.2	2.2	1550.0 N	1550-6	8.44	2.18	6.26	16.2	4.80	13.77	35.6
U49	16.2	19.1	2.9	2.9	1550.0 N	1550-6	17.04	5.05	11.99	27.4	14.65	34.77	79.5
109	130.6	132.0	1.4	2.2	1550.0 N	1550-7	15.06	5.14	9.92	30.0	7.20	13.89	42.0
213	157.2	159.1	1.9	2.2	1550.0 N	1550-7	4.74	1.98	2.76	14.1	3.76	5.24	26.8
AU780	9.8	10.7	0.9	2.2	1550.0 N	1550-7	19.41	7.74	11.67	45.0	6.97	10.50	40.5
AU781	7.5	9.1	1.6	2.2	1550.0 N	1550-7	10.00	5.00	5.00	15.0	8.00	8.00	24.0
AU787	7.4	11.8	4.4	4.4	1550.0 N	1550-7	10.53	3.22	7.31	17.6	14.17	32.16	77.4
U80	77.2	80.7	3.5	3.5	1550.0 N	1550-7	14.93	5.18	9.75	25.9	18.13	34.13	90.6
213	145.0	146.0	1.0	2.2	1550.0 N	1550-8	8.20	4.20	4.00	19.0	4.20	4.00	19.0
104	169.0	171.5	2.5	2.5	1550.0 N	1550-9	14.00	4.96	9.04	109.0	12.40	22.60	272.5
U179	29.2	39.0	9.8	9.8	1550.0 N	1550-9	20.65	4.94	15.71	76.8	48.41	153.96	752.6
U180	29.7	32.8	3.1	3.1	1550.0 N	1550-9	20.35	7.43	12.92	253.7	23.03	40.05	786.5
U181	23.1	29.0	5.9	5.9	1550.0 N	1550-9	33.78	14.19	19.59	180.3	83.72	115.58	1063.8
U187	27.5	28.6	1.1	2.2	1550.0 N	1550-9	33.93	13.40	20.53	78.2	14.74	22.58	86.0
264	63.1	66.1	3.0	3.0	1550.0 N	1550-10	14.58	7.76	6.82	43.3	23.28	20.46	129.9
104	175.2	177.2	2.0	2.2	1550.0 N	1550-11	1.06	0.46	0.60	15.0	0.92	1.20	30.0
123	91.1	92.4	1.3	2.2	1550.0 N	1550-12	5.36	3.28	2.08	13.0	4.26	2.70	16.9
192	135.7	137.2	1.5	2.2	1550.0 N	1550-12	4.92	1.90	3.02	19.0	2.85	4.53	28.5
218	130.7	132.4	1.7	2.2	1550.0 N	1550-12	2.59	1.01	1.58	18.5	1.72	2.69	31.5
123	105.9	107.6	1.7	2.2	1550.0 N	1550-13	6.00	3.42	2.58	48.0	5.81	4.39	81.6

HOLE	FROM	TO	ACTUAL INTRVL	ADJSTD INTRVL	CROSS SECTION	COMP NAME	Pb+Zn (%)	Pb (%)	Zn (%)	Ag (g/t)	LENGTH WEIGHTED		
	(m.)	(m.)									LEAD	ZINC	SILVER
192	141.7	143.0	1.3	2.2	1550.0 N	1550-13	0.72	0.40	0.32	8.0	0.52	0.42	10.4
213	140.3	140.9	0.6	2.2	1550.0 N	1550-14	24.40	10.20	14.20	44.0	6.12	8.52	26.4
213	146.0	147.4	1.4	2.2	1550.0 N	1550-15	3.06	1.24	1.82	7.0	1.74	2.55	9.8
AU305	0.0	3.0	3.0	3.0	1550.0 N	1550-16	3.26	1.56	1.70	24.0	4.68	5.10	72.0
AU378	5.0	10.7	5.7	5.7	1550.0 N	1550-16	3.85	1.32	2.53	13.4	7.52	14.42	76.4
264	81.8	89.2	7.4	7.4	1550.0 N	1550-18	46.18	9.75	36.43	54.7	72.15	269.58	404.8
AU307	10.7	12.5	1.8	2.2	1550.0 N	1550-18	24.16	18.10	6.06	98.0	32.58	10.91	176.4
123	73	74.3	1.3	2.2	1550.0 N	1550-19	4.44	3.16	1.28	6.0	4.11	1.66	7.8
192	90.7	91.8	1.1	2.2	1550.0 N	1550-20	42.97	0.17	42.80	3.0	0.19	47.08	3.3
269	105.2	110.6	5.4	5.4	1550.0 N	1550-21	31.72	0.72	31.00	10.0	3.89	167.40	54.0
109	50.8	54.3	3.5	3.5	1550.0 N	1550-22	6.92	4.07	2.85	27.9	14.25	9.98	97.6
104	77.0	83.8	6.8	6.8	1550.0 N	1550-23	21.51	8.71	12.80	52.8	59.23	87.04	359.0
AU522	1.6	3.8	2.2	2.2	1550.0 N	1550-23	15.56	6.00	9.56	30.6	13.20	21.03	67.3
U181	31.7	38.8	7.1	7.1	1550.0 N	1550-24	4.65	2.09	2.56	52.1	14.84	18.18	369.9
U60	2.8	4.4	1.6	2.2	1550.0 N	1550-25	10.98	3.76	7.22	48.9	6.02	11.55	78.2
123	28.3	47.2	18.9	18.9	1550.0 N	1550-28	13.61	7.78	5.83	33.0	147.04	110.19	623.7
193	66.2	89.5	23.3	23.3	1550.0 N	1550-28	16.68	7.45	9.23	43.5	173.58	215.06	1013.5
269	13.0	45.0	32.0	32.0	1550.0 N	1550-28	15.51	7.31	8.20	42.4	233.92	262.40	1356.8
U52	19.7	26.2	6.5	6.5	1550.0 N	1550-28	15.03	7.64	7.39	47.6	49.66	48.04	309.4
U53	10.6	11.6	1.0	2.2	1550.0 N	1550-28	15.95	7.41	8.54	32.3	7.41	8.54	32.3
192	65.7	72.7	7.0	7.0	1550.0 N	1550-29	18.06	10.08	7.98	54.6	70.56	55.86	382.2
AU536	9.3	16.5	7.2	7.2	1562.5 N	1562-1	18.31	5.16	13.15	58.6	37.15	94.68	421.9
AU538	10.7	14.1	3.4	3.4	1562.5 N	1562-1	23.31	6.30	17.01	43.1	21.42	57.83	146.5
287	97.8	104.5	6.7	6.7	1562.5 N	1562-2	24.23	8.94	15.29	45.8	59.90	102.44	306.9
AU500	39.3	48.8	9.5	9.5	1562.5 N	1562-2	55.65	52.45	3.20	1533.2	498.28	30.40	14565.4
AU501	23.0	25.8	2.8	2.8	1562.5 N	1562-2	38.15	11.61	26.54	56.2	32.51	74.31	157.4

HOLE	FROM	TO	ACTUAL	ADJSTD	CROSS	COMP	Pb+Zn	Pb	Zn	Ag	LENGTH WEIGHTED		
	(m.)	(m.)	INTRVL	INTRVL	SECTION	NAME	(%)	(%)	(%)	(g/t)	LEAD	ZINC	SILVER
AU502	18.6	24.4	5.8	5.8	1562.5 N	1562-2	23.80	11.35	12.45	53.1	65.83	72.21	308.0
AU545	19.4	23.8	4.4	4.4	1562.5 N	1562-2	33.20	14.80	18.40	68.5	65.12	80.96	301.4
U21	0.0	14.1	14.1	14.1	1562.5 N	1562-2	21.24	8.56	12.68	38.4	120.70	178.79	541.4
U22	0.0	37.5	37.5	37.5	1562.5 N	1562-2	32.46	11.97	20.49	57.5	448.88	768.37	2156.3
U23	0.0	15.8	15.8	15.8	1562.5 N	1562-2	15.61	7.40	8.21	36.8	116.92	129.72	581.4
U24	0.0	5.5	5.5	5.5	1562.5 N	1562-2	16.05	5.83	10.22	26.7	32.07	56.21	146.7
U25	1.3	3.7	2.4	2.4	1562.5 N	1562-2	8.52	2.83	5.69	31.9	6.79	13.66	76.6
U26	0.0	7.9	7.9	7.9	1562.5 N	1562-2	20.71	7.01	13.70	51.4	55.38	108.23	406.1
U45	0.0	11.0	11.0	11.0	1562.5 N	1562-2	19.26	6.48	12.78	42.9	71.28	140.58	471.9
AU304	4.6	9.1	4.5	4.5	1562.5 N	1562-3	3.94	3.45	0.49	46.0	15.53	2.21	207.0
AU305	3	9.1	6.1	6.1	1562.5 N	1562-3	2.17	0.32	1.85	6.0	1.95	11.29	36.4
AU313	0.0	25.6	25.6	25.6	1562.5 N	1562-3	28.64	9.02	19.62	39.6	230.91	502.27	1013.8
AU314	0.0	4.3	4.3	4.3	1562.5 N	1562-3	30.66	9.30	21.36	70.9	39.99	91.85	304.9
AU315	0.9	3.7	2.8	2.8	1562.5 N	1562-3	15.54	5.74	9.80	27.3	16.07	27.44	76.4
AU316	0.0	2.4	2.4	2.4	1562.5 N	1562-3	29.41	8.01	21.40	45.5	19.22	51.36	109.2
AU317	3.4	6.1	2.7	2.7	1562.5 N	1562-3	16.04	7.14	8.90	35.3	19.28	24.03	95.3
AU318	0.6	7.9	7.3	7.3	1562.5 N	1562-3	23.18	9.56	13.62	41.6	69.79	99.43	303.7
AU325	0.0	19.8	19.8	19.8	1562.5 N	1562-3	22.32	7.70	14.62	51.3	152.46	289.48	1015.7
AU326	0.0	14.3	14.3	14.3	1562.5 N	1562-3	23.59	7.14	16.45	46.7	102.10	235.24	667.8
AU327	0.0	12.2	12.2	12.2	1562.5 N	1562-3	40.13	18.06	22.07	157.4	220.33	269.25	1920.3
AU329	15.5	19.8	4.3	4.3	1562.5 N	1562-3	3.70	1.54	2.16	11.2	6.62	9.29	48.2
AU329	0.0	6.1	6.1	6.1	1562.5 N	1562-3	21.08	6.45	14.63	33.0	39.35	89.24	201.3
AU500	32.0	36.6	4.6	4.6	1562.5 N	1562-3	70.46	64.78	5.68	1552.1	297.99	26.13	7139.7
AU500	0.0	27.4	27.4	27.4	1562.5 N	1562-3	29.95	12.32	17.63	97.1	337.57	483.06	2660.5
AU500	29.9	30.5	0.6	2.2	1562.5 N	1562-3	11.68	0.88	10.80	8.4	0.53	6.48	5.0
AU501	17.2	19.9	2.7	2.7	1562.5 N	1562-3	5.75	3.37	2.38	9.9	9.10	6.43	26.7

HOLE	FROM (m.)	TO (m.)	ACTUAL INTRVL	ADJSTD INTRVL	CROSS SECTION	COMP NAME	Pb+Zn (%)	Pb (%)	Zn (%)	Ag (g/t)	LENGTH WEIGHTED		
											LEAD	ZINC	SILVER
AU501	19.9	23.0	3.1	3.1	1562.5 N	1562-3	24.70	12.60	12.10	63.7	39.06	37.51	197.5
AU501	0.0	17.2	17.2	17.2	1562.5 N	1562-3	27.72	10.73	16.99	78.7	184.56	292.23	1353.6
AU502	0.0	2.3	2.3	2.3	1562.5 N	1562-3	26.45	8.15	18.30	32.0	18.75	42.09	73.6
AU502	4.0	13.4	9.4	9.4	1562.5 N	1562-3	24.51	10.30	14.21	53.3	96.82	133.57	501.0
AU502	2.3	4	1.7	1.7	1562.5 N	1562-3	0.00	0.00	0.00	0.0	0.00	0.00	0.0
264	147.7	151.3	3.6	3.6	1562.5 N	1562-4	8.52	3.52	5.00	14.4	12.67	18.00	51.8
AU676	15.3	21.6	6.3	6.3	1562.5 N	1562-4	8.04	1.89	6.15	31.8	11.91	38.75	200.3
AU677	13.9	17.8	3.9	3.9	1562.5 N	1562-4	22.81	7.68	15.13	39.2	29.95	59.01	152.9
AU781	11.3	17.0	5.7	5.7	1562.5 N	1562-4	17.64	3.89	13.75	29.8	22.17	78.37	169.9
AU789	16.0	24.6	8.6	8.6	1562.5 N	1562-4	10.31	3.72	6.59	28.1	31.99	56.67	241.7
AU791	17.4	26.8	9.4	9.4	1562.5 N	1562-4	18.25	7.08	11.17	44.6	66.55	105.00	419.2
U45	19.0	21.1	2.1	2.2	1562.5 N	1562-5	17.36	4.98	12.38	42.5	10.46	26.00	89.3
AU328	18.4	21.6	3.2	3.2	1562.5 N	1562-6	4.04	1.72	2.32	10.2	5.50	7.42	32.6
119	139.7	140.7	1.0	2.2	1562.5 N	1562-7	6.84	3.84	3.00	17.0	3.84	3.00	17.0
U24	12.0	20.7	8.7	8.7	1562.5 N	1562-8	3.34	1.24	2.10	4.3	10.79	18.27	37.4
119	58.2	59.9	1.7	2.2	1562.5 N	1562-9	15.08	6.28	8.80	51.0	10.68	14.96	86.7
AU537	4.7	13.0	8.3	8.3	1562.5 N	1562-10	22.86	7.52	15.34	66.4	62.42	127.32	551.1
AU538	5.2	10.7	5.5	5.5	1562.5 N	1562-10	20.11	6.12	13.99	60.7	33.66	76.95	333.8
U25	8.6	26	17.4	17.4	1562.5 N	1562-11	11.42	3.88	7.54	33.9	67.51	131.20	589.5
U25	29.1	34.9	5.8	5.8	1562.5 N	1562-11	17.22	7.05	10.17	62.5	40.89	58.99	362.5
U26	7.9	12.2	4.3	4.3	1562.5 N	1562-11	9.15	2.35	6.80	40.3	10.10	29.24	173.3
U45	11.0	17.1	6.1	6.1	1562.5 N	1562-11	12.47	2.38	10.09	39.2	14.52	61.55	239.1
AU306	6.4	10.1	3.7	3.7	1562.5 N	1562-12	12.01	3.70	8.31	31.0	13.69	30.75	114.7
AU500	27.4	29.9	2.5	2.5	1562.5 N	1562-12	24.38	14.06	10.32	361.2	35.15	25.80	903.0
AU500	36.6	39.3	2.7	2.7	1562.5 N	1562-12	69.51	60.60	8.91	1014.0	163.62	24.06	2737.8
AU502	13.4	18.6	5.2	5.2	1562.5 N	1562-13	23.19	12.09	11.10	79.8	62.87	57.72	415.0

HOLE	FROM	TO	ACTUAL	ADJSTD	CROSS	COMP	Pb+Zn	Pb	Zn	Ag	LENGTH WEIGHTED		
	(m.)	(m.)	INTRVL	INTRVL	SECTION	NAME	(%)	(%)	(%)	(g/t)	LEAD	ZINC	SILVER
U24	5.5	7.5	2	2	1562.5 N	1562-19	7.51	3.51	4.00	18.5	7.02	8.00	36.9
AU540	11.7	18.3	6.6	6.6	1575.0 N	1575-1	16.10	4.07	12.03	26.6	26.86	79.40	175.6
AU541	10.5	19.8	9.3	9.3	1575.0 N	1575-1	21.27	9.09	12.18	50.3	84.54	113.27	467.8
AU542	11.6	12.9	1.3	2.2	1575.0 N	1575-1	21.75	8.75	13.00	40.0	11.38	16.90	52.0
214	43.1	48.2	5.1	5.1	1575.0 N	1575-2	15.22	5.26	9.96	25.6	26.83	50.80	130.6
AU543	13.7	14.9	1.2	2.2	1575.0 N	1575-2	15.39	5.39	10.00	25.0	6.47	12.00	30.0
216	30.2	31.2	1.0	2.2	1575.0 N	1575-3	8.08	4.23	3.85	21.0	4.23	3.85	21.0
107	46.3	70.1	23.8	23.8	1575.0 N	1575-4	30.29	12.38	17.91	67.4	294.64	426.26	1604.1
216	35.4	39.1	3.7	3.7	1575.0 N	1575-4	19.29	9.08	10.21	44.3	33.60	37.78	163.9
216	45.4	59.9	14.5	14.5	1575.0 N	1575-4	17.80	5.93	11.87	50.1	85.99	172.11	726.5
267	52.2	57.5	5.3	5.3	1575.0 N	1575-4	3.46	0.79	2.67	6.6	4.19	14.15	35.0
267	35.5	40.8	5.3	5.3	1575.0 N	1575-4	3.52	0.64	2.88	9.0	3.39	15.26	47.7
267	72.5	73.9	1.4	2.2	1575.0 N	1575-4	1.32	0.12	1.20	3.0	0.17	1.68	4.2
267	64.6	68.1	3.5	3.5	1575.0 N	1575-4	2.34	0.35	1.99	8.6	1.22	6.97	30.1
268	33.9	105.6	71.7	71.7	1575.0 N	1575-4	27.23	10.42	16.81	67.3	747.11	1205.28	4825.4
AU544	12.0	25.0	13.0	13.0	1575.0 N	1575-4	38.27	18.78	19.49	96.9	244.14	253.37	1259.7
AU545	8.4	19.4	11.0	11.0	1575.0 N	1575-4	44.68	22.30	22.38	120.8	245.30	246.18	1328.8
U27	2.3	10.0	7.7	7.7	1575.0 N	1575-4	25.07	10.13	14.94	61.7	78.00	115.04	475.1
U28	0.3	14.2	13.9	13.9	1575.0 N	1575-4	31.21	12.16	19.05	66.8	169.02	264.79	928.5
U28	17.5	18.5	1.0	2.2	1575.0 N	1575-4	7.85	6.63	1.22	122.0	6.63	1.22	122.0
U29	0.0	14.1	14.1	14.1	1575.0 N	1575-4	28.13	10.27	17.86	58.5	144.81	251.83	824.9
U29	17.7	20.4	2.7	2.7	1575.0 N	1575-4	13.91	4.73	9.18	69.4	12.77	24.79	187.4
U30	0.0	23.8	23.8	23.8	1575.0 N	1575-4	25.98	10.12	15.86	53.7	240.86	377.47	1278.1
U31	0.0	18.6	18.6	18.6	1575.0 N	1575-4	21.15	8.50	12.65	48.6	158.10	235.29	904.0
U31	24.1	26.2	2.1	2.2	1575.0 N	1575-4	9.64	3.23	6.41	22.0	6.78	13.46	46.2
U32	6.3	17.9	11.6	11.6	1575.0 N	1575-4	12.88	5.71	7.17	26.6	66.24	83.17	308.6

HOLE	FROM	TO	ACTUAL	ADJSTD	CROSS	COMP	Pb+Zn	Pb	Zn	Ag	LENGTH WEIGHTED		
	(m.)	(m.)	INTRVL	INTRVL	SECTION	NAME	(%)	(%)	(%)	(g/t)	LEAD	ZINC	SILVER
U33	6.5	11.3	4.8	4.8	1575.0 N	1575-4	15.03	4.94	10.09	29.4	23.71	48.43	141.1
U34	27.8	32.3	4.5	4.5	1575.0 N	1575-4	10.01	7.10	2.91	32.6	31.95	13.09	146.7
U34	33.8	35.8	2.0	2.2	1575.0 N	1575-4	9.72	2.56	7.16	15.5	5.12	14.32	31.0
U34	3.7	18.8	15.1	15.1	1575.0 N	1575-4	19.84	8.79	11.05	49.2	132.73	166.86	742.9
U34	24.3	26.6	2.3	2.3	1575.0 N	1575-4	7.56	4.70	2.86	25.3	10.81	6.58	58.2
U35	6.5	37.5	31.0	31.0	1575.0 N	1575-4	30.51	12.63	17.88	62.6	391.53	554.28	1940.6
U36	5.2	28.7	23.5	23.5	1575.0 N	1575-4	30.19	10.73	19.46	55.3	252.16	457.31	1299.6
U37	6.1	22.5	16.4	16.4	1575.0 N	1575-4	26.54	9.91	16.63	61.9	162.52	272.73	1015.2
214	111.6	113.1	1.5	2.2	1575.0 N	1575-5	11.14	3.29	7.85	31.7	4.94	11.78	47.6
AU302	10.7	14.3	3.6	3.6	1575.0 N	1575-5	13.34	1.49	11.85	65.3	5.36	42.66	235.1
107	75.3	77.1	1.8	2.2	1575.0 N	1575-6	3.60	1.20	2.40	6.0	2.16	4.32	10.8
107	83.8	84.9	1.1	2.2	1575.0 N	1575-6	7.86	2.88	4.98	13.0	3.17	5.48	14.3
267	93.9	94.5	0.6	2.2	1575.0 N	1575-6	3.88	1.28	2.60	8.0	0.77	1.56	4.8
287	115.1	116.8	1.7	2.2	1575.0 N	1575-6	11.20	4.48	6.72	18.4	7.62	11.42	31.3
93	55.1	58.9	3.8	3.8	1575.0 N	1575-7	4.49	1.61	2.88	10.2	6.12	10.94	38.8
AU540	8.3	11.7	3.4	3.4	1575.0 N	1575-8	17.68	7.60	10.08	38.0	25.84	34.27	129.2
AU561	3.9	17.1	13.2	13.2	1575.0 N	1575-8	31.65	6.59	25.06	53.1	86.99	330.79	700.9
AU542	12.9	16.2	3.3	3.3	1575.0 N	1575-9	14.64	9.10	5.54	71.7	30.03	18.28	236.6
107	35.8	37.2	1.4	2.2	1575.0 N	1575-10	18.64	8.40	10.24	44.0	11.76	14.34	61.6
AU543	14.9	22.2	7.3	7.3	1575.0 N	1575-10	17.20	11.89	5.31	61.5	86.80	38.76	448.9
U32	0.0	6.3	6.3	6.3	1575.0 N	1575-11	6.39	2.32	4.07	11.9	14.62	25.64	75.0
U34	0.0	3.7	3.7	3.7	1575.0 N	1575-11	20.84	5.09	15.75	20.3	18.83	58.28	75.1
U35	0.0	6.5	6.5	6.5	1575.0 N	1575-11	12.30	6.49	5.81	34.8	42.19	37.77	226.2
U31	20.4	24.1	3.7	3.7	1575.0 N	1575-12	16.74	15.00	1.74	95.8	55.50	6.44	354.5
U29	14.1	15.8	1.7	2.2	1575.0 N	1575-13	10.92	4.54	6.38	45.2	7.72	10.85	76.8
267	59.5	61.0	1.5	2.2	1575.0 N	1575-14	4.46	1.46	3.00	12.0	2.19	4.50	18.0

HOLE	FROM	TO	ACTUAL	ADJSTD	CROSS	COMP	Pb+Zn	Pb	Zn	Ag	LENGTH WEIGHTED		
	(m.)	(m.)	INTRVL	INTRVL	SECTION	NAME	(%)	(%)	(%)	(g/t)	LEAD	ZINC	SILVER
U27	11.6	17.9	6.3	6.3	1575.0 N	1575-14	10.36	8.49	1.87	157.0	53.49	11.78	989.1
U28	15.7	17.5	1.8	2.2	1575.0 N	1575-14	12.04	8.62	3.42	133.0	15.52	6.16	239.4
AU253	96.2	97.7	1.5	2.2	1575.0 N	1575-17	0.08	0.01	0.07	0.0	0.02	0.11	0.0
AU481	2.6	8.2	5.6	5.6	1587.5 N	1587-0	8.04	2.62	5.42	78.9	14.67	30.35	441.8
AU562	29.6	36.6	7.0	7.0	1587.5 N	1587-1	27.14	10.17	16.97	46.8	71.19	118.79	327.6
AU563	16.3	21.0	4.7	4.7	1587.5 N	1587-2	25.89	9.08	16.81	37.6	42.68	79.01	176.7
135	24.4	52.9	28.5	28.5	1587.5 N	1587-3	15.28	6.13	9.15	34.2	174.70	260.78	974.7
AU473	17.8	23.8	6.0	6.0	1587.5 N	1587-3	38.53	15.08	23.45	77.7	90.48	140.70	466.2
U13	8.2	18.7	10.5	10.5	1587.5 N	1587-3	40.67	14.23	26.44	71.4	149.42	277.62	749.7
U14	0.0	1.3	1.3	2.2	1587.5 N	1587-3	8.45	1.04	7.41	6.7	1.35	9.63	8.7
U15	5.0	16.4	11.4	11.4	1587.5 N	1587-3	39.79	22.69	17.10	121.3	258.67	194.94	1382.8
U16	10.1	13.4	3.3	3.3	1587.5 N	1587-3	17.11	6.45	10.66	20.0	21.29	35.18	66.0
U16	0.0	4.6	4.6	4.6	1587.5 N	1587-3	20.70	8.03	12.67	38.3	36.94	58.28	176.2
U17	0.0	8.1	8.1	8.1	1587.5 N	1587-3	30.12	11.98	18.14	111.9	97.04	146.93	906.4
U18	0.0	11.4	11.4	11.4	1587.5 N	1587-3	17.47	6.54	10.93	32.5	74.56	124.60	370.5
U19	0.0	4.1	4.1	4.1	1587.5 N	1587-3	36.13	16.40	19.73	103.9	67.24	80.89	426.0
135	105.6	108.0	2.4	2.4	1587.5 N	1587-4	13.98	4.70	9.28	44.0	11.28	22.27	105.6
AU483	0.0	6.4	6.4	6.4	1587.5 N	1587-5	10.78	3.46	7.32	24.4	22.14	46.85	156.2
U15	18.5	19.2	0.7	2.2	1587.5 N	1587-5	8.89	3.26	5.63	15.7	2.28	3.94	11.0
U16	16.5	21.2	4.7	4.7	1587.5 N	1587-5	15.41	5.81	9.60	28.0	27.31	45.12	131.6
U17	11.4	14.5	3.1	3.1	1587.5 N	1587-5	10.77	3.33	7.44	18.2	10.32	23.06	56.4
U18	12.3	16.2	3.9	3.9	1587.5 N	1587-5	14.49	5.54	8.95	29.4	21.61	34.90	114.7
215	76.7	81.2	4.5	4.5	1587.5 N	1587-6	31.84	4.96	26.88	137.7	22.32	120.96	619.7
215	86.7	92.7	6.0	6.0	1587.5 N	1587-6	14.84	2.35	12.49	66.3	14.10	74.94	397.8
AU303	15.8	21.2	5.4	5.4	1587.5 N	1587-6	15.62	2.81	12.81	91.0	15.17	69.17	491.4
AU352	0.0	5.6	5.6	5.6	1587.5 N	1587-6	11.28	1.02	10.26	60.2	5.71	57.46	337.1

HOLE	FROM	TO	ACTUAL	ADJSTD	CROSS	COMP	Pb+Zn	Pb	Zn	Ag	LENGTH WEIGHTED		
	(m.)	(m.)	INTRVL	INTRVL	SECTION	NAME	(%)	(%)	(%)	(g/t)	LEAD	ZINC	SILVER
AU354	11.6	13.4	1.8	2.2	1587.5 N	1587-6	18.81	6.81	12.00	50.8	12.26	21.60	91.4
AU359	7.3	10.7	3.4	3.4	1587.5 N	1587-6	10.58	1.72	8.86	53.7	5.85	30.12	182.6
AU375	11.6	16.0	4.4	4.4	1587.5 N	1587-6	14.97	5.64	9.33	76.3	24.82	41.05	335.7
AU356	11.3	17.1	5.8	5.8	1587.5 N	1587-7	15.33	7.16	8.17	33.6	41.53	47.39	194.9
408	51.8	52.7	0.9	2.2	1587.5 N	1587-8	8.46	5.01	3.45	34.0	4.51	3.11	30.6
AU253	130.4	131.1	0.7	2.2	1587.5 N	1587-9	16.09	6.73	9.36	22.4	4.71	6.55	15.7
215	40.8	42.5	1.7	2.2	1587.5 N	1587-10	4.83	1.50	3.33	6.7	2.55	5.66	11.4
AU351	0.0	2.1	2.1	2.2	1587.5 N	1587-11	6.33	0.75	5.58	44.8	1.58	11.72	94.1
AU358	0.0	6.7	6.7	6.7	1587.5 N	1587-11	4.09	0.36	3.73	12.6	2.41	24.99	84.4
AU376	11.6	26.5	14.9	14.9	1587.5 N	1587-12	13.57	3.87	9.70	45.7	57.66	144.53	680.9
AU787	46.2	50.2	4.0	4.0	1587.5 N	1587-12	8.18	1.11	7.07	49.0	4.44	28.28	196.0
AU787	37.6	41.4	3.8	3.8	1587.5 N	1587-12	7.47	1.29	6.18	17.0	4.90	23.48	64.6
AU253	121.2	123.5	2.3	2.3	1587.5 N	1587-13	0.69	0.27	0.42	1.2	0.62	0.97	2.8
116	44.5	47.7	3.2	3.2	1587.5 N	1587-14	20.24	3.29	16.95	41.6	10.53	54.24	133.1
U13	0.0	5.3	5.3	5.3	1587.5 N	1587-15	10.32	2.79	7.53	14.3	14.79	39.91	75.8
U14	1.3	8.2	6.9	6.9	1587.5 N	1587-15	2.81	1.19	1.62	9.0	8.21	11.18	62.1
U15	0.0	5.0	5.0	5.0	1587.5 N	1587-15	15.22	7.84	7.38	34.8	39.20	36.90	174.0
U16	4.6	10.1	5.5	5.5	1587.5 N	1587-15	22.85	17.49	5.36	57.0	96.20	29.48	313.5
U19	4.1	7.2	3.1	3.1	1587.5 N	1587-16	55.88	43.43	12.45	281.4	134.63	38.60	872.3
AU780	39.8	47.5	7.7	7.7	1587.5 N	1587-17	13.06	2.59	10.47	139.1	19.94	80.62	1071.1
AU779	51.6	62.2	10.6	10.6	1587.5 N	1587-18	5.27	0.65	4.62	16.1	6.89	48.97	170.7
AU253	127.2	130.4	3.2	3.2	1587.5 N	1587-19	0.16	0.02	0.14	0.0	0.06	0.45	0.0
215	68.6	72.3	3.7	3.7	1587.5 N	1587-21	19.09	7.88	11.21	38.1	29.16	41.48	141.0
AU481	0.0	1.8	1.8	2.2	1587.5 N	1587-21	8.35	3.35	5.00	32.4	6.03	9.00	58.3
336	44.7	49.6	4.9	4.9	1600.0 N	1600-1	16.08	5.71	10.37	30.7	27.98	50.81	150.4
AU539	27.6	30.7	3.1	3.1	1600.0 N	1600-1	13.97	4.32	9.65	27.8	13.39	29.91	86.2

HOLE	FROM	TO	ACTUAL	ADJSTD	CROSS	COMP	Pb+Zn	Pb	Zn	Ag	LENGTH WEIGHTED		
	(m.)	(m.)	INTRVL	INTRVL	SECTION	NAME	(%)	(%)	(%)	(g/t)	LEAD	ZINC	SILVER
265	45.9	70.2	24.3	24.3	1600.0 N	1600-2	20.26	8.92	11.34	41.8	216.76	275.56	1015.7
U10	0.0	16.6	16.6	16.6	1600.0 N	1600-2	36.69	16.04	20.65	79.9	266.26	342.79	1326.3
U11	0.0	26.0	26.0	26.0	1600.0 N	1600-2	23.94	11.53	12.41	59.5	299.78	322.66	1547.0
U12	1.3	12.5	11.2	11.2	1600.0 N	1600-2	12.17	5.03	7.14	26.6	56.34	79.97	297.9
U6	2.8	7.2	4.4	4.4	1600.0 N	1600-2	17.10	6.65	10.45	31.7	29.26	45.98	139.5
U7	4.1	11.5	7.4	7.4	1600.0 N	1600-2	15.01	4.90	10.11	22.9	36.26	74.81	169.5
U8	5.5	9.0	3.5	3.5	1600.0 N	1600-2	21.41	8.40	13.01	38.8	29.40	45.54	135.8
U9	0.0	17.6	17.6	17.6	1600.0 N	1600-2	30.67	11.70	18.97	61.8	205.92	333.87	1087.7
U4	7.4	9.7	2.3	2.3	1600.0 N	1600-3	19.18	9.07	10.11	42.1	20.86	23.25	96.8
U5	7.3	13.2	5.9	5.9	1600.0 N	1600-3	8.75	3.59	5.16	17.6	21.18	30.44	103.8
266	62.2	65.0	2.8	2.8	1600.0 N	1600-4	11.95	5.52	6.43	23.4	15.46	18.00	65.5
AU382	0.0	4.6	4.6	4.6	1600.0 N	1600-4	21.54	7.74	13.80	94.7	35.60	63.48	435.6
266	95.1	107.0	11.9	11.9	1600.0 N	1600-5	13.76	2.94	10.82	40.9	34.99	128.76	486.7
AU383	9.1	13.4	4.3	4.3	1600.0 N	1600-5	15.79	4.63	11.16	131.0	19.91	47.99	563.3
AU384	5.2	7.6	2.4	2.4	1600.0 N	1600-5	10.41	4.09	6.32	54.3	9.82	15.17	130.3
AU386	10.4	12.8	2.4	2.4	1600.0 N	1600-5	13.12	3.29	9.83	44.9	7.90	23.59	107.8
AU507	4.3	7.0	2.7	2.7	1600.0 N	1600-5	29.66	7.06	22.60	97.0	19.06	61.02	261.9
266	107.0	110.8	3.8	3.8	1600.0 N	1600-6	1.22	0.22	1.00	8.1	0.84	3.80	30.8
AU385	6.9	11.1	4.2	4.2	1600.0 N	1600-8	8.34	3.46	4.88	109.1	14.53	20.50	458.2
AU801	58.4	61.6	3.2	3.2	1600.0 N	1600-8	5.77	0.80	4.97	41.5	2.56	15.90	132.8
335	50.8	66.9	16.1	16.1	1600.0 N	1600-9	24.72	10.25	14.47	46.8	165.03	232.97	753.5
336	81.6	86.0	4.4	4.4	1600.0 N	1600-10	34.21	19.67	14.54	64.4	86.55	63.98	283.4
265	36.9	40.0	3.1	3.1	1600.0 N	1600-11	11.37	7.80	3.57	28.0	24.18	11.07	86.8
U11	26.0	29.0	3.0	3.0	1600.0 N	1600-12	21.03	11.17	9.86	278.9	33.51	29.58	836.7
U12	16.7	22.6	5.9	5.9	1600.0 N	1600-12	19.12	5.08	14.04	184.1	29.97	82.84	1086.2
U6	10.9	11.6	0.7	2.2	1600.0 N	1600-13	6.37	2.83	3.54	12.7	1.98	2.48	8.9

HOLE	FROM	TO	ACTUAL	ADJSTD	CROSS	COMP	Pb+Zn	Pb	Zn	Ag	LENGTH WEIGHTED		
	(m.)	(m.)	INTRVL	INTRVL	SECTION	NAME	(%)	(%)	(%)	(g/t)	LEAD	ZINC	SILVER
U7	12.7	14.1	1.4	2.2	1600.0 N	1600-13	33.60	9.90	23.70	48.0	13.86	33.18	67.2
U8	14.5	18.3	3.8	3.8	1600.0 N	1600-13	16.45	5.80	10.65	28.2	22.04	40.47	107.2
94	44.6	50.6	6.0	6.0	1612.5 N	1612-1	8.47	2.34	6.13	21.3	14.04	36.78	127.8
U3	8.5	9.3	0.8	2.2	1612.5 N	1612-2	11.64	4.46	7.18	20.0	3.57	5.74	16.0
AU504	11.9	13.7	1.8	2.2	1612.5 N	1612-3	15.94	4.24	11.70	107.4	7.63	21.06	193.3
AU507	7.8	10.4	2.6	2.6	1612.5 N	1612-4	29.13	4.03	25.10	168.4	10.48	65.26	437.8
U1	0.0	4.6	4.6	4.6	1612.5 N	1612-5	8.39	3.36	5.03	16.9	15.46	23.14	77.7
U2	0.0	6.4	6.4	6.4	1612.5 N	1612-5	10.51	1.71	8.80	9.5	10.94	56.32	60.8
U3	0.9	5.1	4.2	4.2	1612.5 N	1612-5	17.92	7.54	10.38	36.3	31.67	43.60	152.5
94	50.6	53.9	3.3	3.3	1612.5 N	1612-7	25.70	2.34	23.36	68.5	7.72	77.09	226.0
87	30.5	34.6	4.1	4.1	1612.5 N	1612-8	35.02	32.64	2.38	196.1	133.82	9.76	804.0
146	29.7	35.8	6.1	6.1	1612.5 N	1612-9	1.78	0.86	0.92	10.0	5.25	5.61	61.0
76	31.4	35.7	4.3	4.3	1625.0 N	1625-1	10.51	1.85	8.66	96.6	7.96	37.24	415.4
407	39.6	43.0	3.4	3.4	1625.0 N	1625-2	22.65	8.13	14.52	43.9	27.64	49.37	149.3
AU780	87.7	96.4	8.7	8.7	1625.0 N	1625-4	2.66	1.15	1.51	19.0	10.01	13.14	165.3
AU797	95.3	97.2	1.9	2.2	1625.0 N	1625-4	21.96	7.16	14.80	59.0	13.60	28.12	112.1
52	51.0	55.2	4.2	4.2	1625.0 N	1625-5	4.81	1.46	3.35	10.5	6.13	14.07	44.1

APPENDIX B

EXAMPLES OF BLOCK AVERAGE GRADE CALCULATIONS

Drillhole assay composites were grouped together on the basis of the inventory polygon they passed through and weighted on the basis of length within that polygon.

This was done by a SYMPHONY database file using multiple pass reporting and database functions. The result was printed to an ASCII file for use in block tonnage calculations.

Only selected blocks are reported here since there are over 500 blocks and a complete listing would have been too thick to include.

The SYMPHONY file COMPS.WR1 is included in Appendix M. This file will function properly under LOTUS 123 v. 2 or higher but will require changes to the print out routines. This would be best done by arranging a one way 'what-if' table with block names along the left column and database functions along the top row with the input cell being block name in the database criteria.

BLOCK I.D. : 1625-5

DRILL HOLE NAME	FROM (M.)	ACTUAL TO INTERVAL (M.)	ADJUSTED INTERVAL (M.)	MATERIAL TYPE	Pb+Zn GRADE (wt. %)	Pb GRADE (wt. %)	Zn GRADE (wt. %)	Ag GRADE (G/T)	LENGTH WEIGHTED Pb GRADE	LENGTH WEIGHTED Zn GRADE	LENGTH WEIGHTED Ag GRADE
52	51.0	55.2	4.2	4.2 LOWGRADE	4.81	1.46	3.35	10.5	6.13	14.07	44.10
Total or Average for Block:			4.2	4.2	4.81	1.46	3.35	10.50	6.1	14.1	44.1

 BLOCK I.D. : 1625-1

DRILL HOLE NAME	FROM (M.)	ACTUAL TO INTERVAL (M.)	ADJUSTED INTERVAL (M.)	MATERIAL TYPE	Pb+Zn GRADE (wt. %)	Pb GRADE (wt. %)	Zn GRADE (wt. %)	Ag GRADE (G/T)	LENGTH WEIGHTED Pb GRADE	LENGTH WEIGHTED Zn GRADE	LENGTH WEIGHTED Ag GRADE
76	31.4	35.7	4.3	4.3 ORE	10.51	1.85	8.66	96.6	7.96	37.24	415.38
Total or Average for Block:			4.3	4.3	10.51	1.85	8.66	96.60	8.0	37.2	415.4

BLOCK I.D. : 1612-8

DRILL HOLE NAME	FROM (M.)	ACTUAL TO INTERVAL (M.)	ADJUSTED INTERVAL (M.)	MATERIAL TYPE	Pb+Zn GRADE (wt. %)	Pb GRADE (wt. %)	Zn GRADE (wt. %)	Ag GRADE (G/T)	LENGTH WEIGHTED Pb GRADE	LENGTH WEIGHTED Zn GRADE	LENGTH WEIGHTED Ag GRADE
87	30.5	34.6	4.1	4.1 OXIDE	35.02	32.64	2.38	196.1	133.82	9.76	804.01
Total or Average for Block:		4.1	4.1		35.02	32.64	2.38	196.10	133.8	9.8	804.0

BLOCK I.D. : 1500-33

DRILL HOLE NAME	FROM (M.)	ACTUAL TO INTERVAL (M.)	ADJUSTED INTERVAL (M.)	MATERIAL TYPE	Pb+Zn GRADE (wt. %)	Pb GRADE (wt. %)	Zn GRADE (wt. %)	Ag GRADE (G/T)	LENGTH WEIGHTED Pb GRADE	LENGTH WEIGHTED Zn GRADE	LENGTH WEIGHTED Ag GRADE
88	80.8	89.3	8.5	8.5 JB1	12.94	5.76	7.18	32.0	48.96	61.03	272.00
Total or Average for Block:			8.5	8.5	12.94	5.76	7.18	32.00	49.0	61.0	272.0

BLOCK I.D. : 1500-20

DRILL HOLE NAME	FROM (M.)	ACTUAL TO INTERVAL (M.)	ADJUSTED INTERVAL (M.)	MATERIAL TYPE	Pb+Zn GRADE (wt. %)	Pb GRADE (wt. %)	Zn GRADE (wt. %)	Ag GRADE (G/T)	LENGTH WEIGHTED Pb GRADE	LENGTH WEIGHTED Zn GRADE	LENGTH WEIGHTED Ag GRADE
326	161.0	162.0	1.0	2.2 JB2-W	13.33	6.52	6.81	36.0	6.52	6.81	36.00
88	147.5	162.8	15.3	15.3 JB2-W	28.21	11.80	16.41	59.3	180.54	251.07	907.29
U152	3.2	7.5	4.3	4.3 JB2-W	11.50	3.01	8.49	14.0	12.94	36.51	60.20
U153	12.6	14.8	2.2	2.2 JB2-W	29.27	9.73	19.54	49.8	21.41	42.99	109.56
U157	2.2	11.2	9.0	9.0 JB2-W	38.30	14.26	24.04	96.9	128.34	216.36	872.10
U158	12.5	17.2	4.7	4.7 JB2-W	22.53	7.23	15.30	57.9	33.98	71.91	272.13
U158	1.1	9.4	8.3	8.3 JB2-W	23.71	9.59	14.12	54.5	79.60	117.20	452.35
U170	2.2	10.5	8.3	8.3 JB2-W	48.23	20.41	27.82	99.2	169.40	230.91	823.36
U97	21.9	32.7	10.8	10.8 JB2-W	26.65	9.35	17.30	75.0	100.98	186.84	810.00
U98	23.6	32.4	8.8	8.8 JB2-W	26.32	8.71	17.61	66.5	76.65	154.97	585.20

Total or Average for Block:		72.7	73.9		28.77	10.97	17.80	66.69	810.4	1,315.6	4,928.2
-----------------------------	--	------	------	--	-------	-------	-------	-------	-------	---------	---------

BLOCK I.D. : 1412-7

DRILL HOLE NAME	FROM (M.)	ACTUAL TO INTERVAL (M.)	ADJUSTED INTERVAL (M.)	MATERIAL TYPE	Pb+Zn GRADE (wt. %)	Pb GRADE (wt. %)	Zn GRADE (wt. %)	Ag GRADE (G/T)	LENGTH WEIGHTED Pb GRADE	LENGTH WEIGHTED Zn GRADE	LENGTH WEIGHTED Ag GRADE
89	135.0	138.5	3.5	3.5 M1	16.26	6.69	9.57	34.0	23.42	33.50	119.00
AU654	22.3	23.0	0.7	2.2 M1	7.90	3.40	4.50	14.0	2.38	3.15	9.80
Total or Average for Block:		4.2	5.7		10.95	4.53	6.43	22.60	25.8	36.6	128.8

BLOCK I.D. : 1412-8

DRILL HOLE NAME	FROM (M.)	ACTUAL TO INTERVAL (M.)	ADJUSTED INTERVAL MATERIAL (M.) TYPE	Pb+Zn GRADE (wt. %)	Pb GRADE (wt. %)	Zn GRADE (wt. %)	Ag GRADE (G/T)	LENGTH WEIGHTED Pb GRADE	LENGTH WEIGHTED Zn GRADE	LENGTH WEIGHTED Ag GRADE
89	145.2	147.2	2.0 2.2 M1	34.10	9.10	25.00	54.0	18.20	50.00	108.00
Total or Average for Block:		2.0	2.2	31.00	8.27	22.73	49.09	18.2	50.0	108.0

BLOCK I.D. : 1412-9

DRILL HOLE NAME	FROM (M.)	ACTUAL TO INTERVAL (M.)	ADJUSTED INTERVAL (M.)	MATERIAL TYPE	Pb+Zn GRADE (wt. %)	Pb GRADE (wt. %)	Zn GRADE (wt. %)	Ag GRADE (G/T)	LENGTH WEIGHTED Pb GRADE	LENGTH WEIGHTED Zn GRADE	LENGTH WEIGHTED Ag GRADE
89	153.7	155.0	1.3	2.2 M2	23.50	10.00	13.50	51.0	13.00	17.55	66.30
Total or Average for Block:			1.3	2.2	13.89	5.91	7.98	30.14	13.0	17.6	66.3

BLOCK I.D. : 1412-12											
DRILL HOLE NAME	FROM (M.)	ACTUAL TO INTERVAL (M.)	ADJUSTED INTERVAL (M.)	MATERIAL TYPE	Pb+Zn GRADE (wt. %)	Pb GRADE (wt. %)	Zn GRADE (wt. %)	Ag GRADE (G/T)	LENGTH WEIGHTED Pb GRADE	LENGTH WEIGHTED Zn GRADE	LENGTH WEIGHTED Ag GRADE
89	180.0	183.6	3.6	3.6 FW	7.54	2.67	4.87	27.6	9.61	17.53	99.36
89	172.8	175.7	2.9	2.9 FW	6.38	2.36	4.02	34.0	6.84	11.66	98.60
AU598	32.7	36.6	3.9	3.9 FW	30.60	11.21	19.39	53.0	43.72	75.62	206.70
AU658	0.0	4.5	4.5	4.5 FW	13.72	2.98	10.74	78.4	13.41	48.33	352.80
AU684	14.7	16.6	1.9	2.2 FW	14.43	1.07	13.36	68.0	2.03	25.38	129.20
AU685	6.2	8.1	1.9	2.2 FW	17.87	5.17	12.70	257.0	9.82	24.13	488.30
AU685	25.5	26.5	1.0	2.2 FW	16.51	5.46	11.05	37.0	5.46	11.05	37.00
U214	76.8	82.3	5.5	5.5 FW	44.72	13.78	30.94	74.5	75.79	170.17	409.75
U215	69.0	80.6	11.6	11.6 FW	18.26	5.63	12.63	40.5	65.31	146.51	469.80
Total or Average for Block:		36.8	38.6		19.75	6.01	13.74	59.37	232.0	530.4	2,291.5

BLOCK I.D. : 1537-1

DRILL HOLE NAME	FROM (M.)	ACTUAL TO INTERVAL (M.)	ADJUSTED INTERVAL (M.)	MATERIAL TYPE	Pb+Zn GRADE (wt. %)	Pb GRADE (wt. %)	Zn GRADE (wt. %)	Ag GRADE (G/T)	LENGTH WEIGHTED Pb GRADE	LENGTH WEIGHTED Zn GRADE	LENGTH WEIGHTED Ag GRADE
90	61.1	62.4	1.3	2.2 JBI	19.50	9.25	10.25	58.0	12.02	13.32	75.40
Total or Average for Block:			1.3	2.2	11.52	5.47	6.06	34.27	12.0	13.3	75.4

BLOCK I.D. : 1537-27

DRILL HOLE NAME	FROM (M.)	ACTUAL TO INTERVAL (M.)	ADJUSTED INTERVAL MATERIAL (M.) TYPE	Pb+Zn GRADE (wt. %)	Pb GRADE (wt. %)	Zn GRADE (wt. %)	Ag GRADE (G/T)	LENGTH WEIGHTED Pb GRADE	LENGTH WEIGHTED Zn GRADE	LENGTH WEIGHTED Ag GRADE
90	154.8	156.8	2.0 2.2 OXIDE	10.20	4.68	5.52	30.0	9.36	11.04	60.00
U175	47.0	48.5	1.5 2.2 OXIDE	15.52	3.17	12.35	39.5	4.76	18.53	59.25
Total or Average for Block:		3.5	4.4	9.93	3.21	6.72	27.10	14.1	29.6	119.3

BLOCK I.D. : 1537-28

DRILL HOLE NAME	FROM (M.)	ACTUAL TO INTERVAL (M.)	ADJUSTED INTERVAL (M.)	MATERIAL TYPE	Pb+Zn GRADE (wt. %)	Pb GRADE (wt. %)	Zn GRADE (wt. %)	Ag GRADE (G/T)	LENGTH WEIGHTED Pb GRADE	LENGTH WEIGHTED Zn GRADE	LENGTH WEIGHTED Ag GRADE
90	160.0	164.7	4.7	4.7 OXIDE	23.90	18.67	5.23	149.2	87.75	24.58	701.24
Total or Average for Block:			4.7	4.7	23.90	18.67	5.23	149.20	87.7	24.6	701.2


BLOCK I.D. : 1425-1

DRILL HOLE NAME	FROM (M.)	ACTUAL TO INTERVAL (M.)	ADJUSTED INTERVAL (M.)	MATERIAL TYPE	Pb+Zn GRADE (wt. %)	Pb GRADE (wt. %)	Zn GRADE (wt. %)	Ag GRADE (G/T)	LENGTH WEIGHTED Pb GRADE	LENGTH WEIGHTED Zn GRADE	LENGTH WEIGHTED Ag GRADE
91	80.5	82.8	2.3	2.3 LOWGRADE	3.90	1.58	2.32	10.0	3.63	5.34	23.00
Total or Average for Block:			2.3	2.3	3.90	1.58	2.32	10.00	3.6	5.3	23.0

BLOCK I.D. : 1425-2

DRILL HOLE NAME	FROM (M.)	ACTUAL TO INTERVAL (M.)	ADJUSTED INTERVAL (M.)	MATERIAL TYPE	Pb+Zn GRADE (wt. %)	Pb GRADE (wt. %)	Zn GRADE (wt. %)	Ag GRADE (G/T)	LENGTH WEIGHTED Pb GRADE	LENGTH WEIGHTED Zn GRADE	LENGTH WEIGHTED Ag GRADE
91	109.9	110.8	0.9	2.2 ORE	24.62	7.42	17.20	48.0	6.68	15.48	43.20
AU704	61.1	62.1	1.0	2.2 ORE	33.23	7.63	25.60	32.3	7.63	25.60	32.30
Total or Average for Block:			1.9	4.4	12.59	3.25	9.34	17.16	14.3	41.1	75.5

BLOCK I.D. : 1525-11											
DRILL HOLE NAME	FROM (M.)	ACTUAL TO INTERVAL (M.)	ADJUSTED INTERVAL (M.)	MATERIAL TYPE	Pb+Zn GRADE (wt. %)	Pb GRADE (wt. %)	Zn GRADE (wt. %)	Ag GRADE (G/T)	LENGTH WEIGHTED Pb GRADE	LENGTH WEIGHTED Zn GRADE	LENGTH WEIGHTED Ag GRADE
190	49.0	53.9	4.9	4.9 OXIDE	3.60	2.44	1.16	11.4	11.96	5.68	55.86
92	46.9	48.4	1.5	2.2 OXIDE	18.81	8.16	10.65	58.0	12.24	15.98	87.00
Total or Average for Block:		6.4	7.1		6.46	3.41	3.05	20.12	24.2	21.7	142.9



BLOCK I.D. : 1525-22

DRILL HOLE NAME	FROM (M.)	ACTUAL TO INTERVAL (M.)	ADJUSTED INTERVAL (M.)	MATERIAL TYPE	Pb+Zn GRADE (wt. %)	Pb GRADE (wt. %)	Zn GRADE (wt. %)	Ag GRADE (G/T)	LENGTH WEIGHTED Pb GRADE	LENGTH WEIGHTED Zn GRADE	LENGTH WEIGHTED Ag GRADE
263	100.7	117.0	16.3	16.3 JB2-E	16.90	7.54	9.36	31.6	122.90	152.57	515.08
92	94.4	108.6	14.2	14.2 JB2-E	7.18	3.11	4.07	15.1	44.16	57.79	214.42
AU360	0.0	3.7	3.7	3.7 JB2-E	23.24	7.74	15.50	38.0	28.64	57.35	140.60
AU535	5.7	7.8	2.1	2.2 JB2-E	18.56	8.70	9.86	44.5	18.27	20.71	93.45
Total or Average for Block:			36.3	36.4	13.80	5.88	7.92	26.47	214.0	288.4	963.5

BLOCK I.D. : 1525-19

DRILL HOLE NAME	FROM (M.)	ACTUAL TO INTERVAL (M.)	ADJUSTED INTERVAL (M.)	MATERIAL TYPE	Pb+Zn GRADE (wt. %)	Pb GRADE (wt. %)	Zn GRADE (wt. %)	Ag GRADE (G/T)	LENGTH WEIGHTED Pb GRADE	LENGTH WEIGHTED Zn GRADE	LENGTH WEIGHTED Ag GRADE
92	111.2	114.4	3.2	3.2 J82-E	25.38	18.95	6.43	269.1	60.64	20.58	861.12
AU360	9.1	11.6	2.5	2.5 JB2-E	19.18	7.38	11.80	58.8	18.45	29.50	147.00
AU535	9.9	15.0	5.1	5.1 J82-E	18.35	8.47	9.88	124.7	43.20	50.39	635.97
Total or Average for Block:		10.8	10.8		20.63	11.32	9.30	152.23	122.3	100.5	1,644.1

BLOCK I.D. : 1525-20

DRILL HOLE NAME	FROM (M.)	ACTUAL TO INTERVAL (M.)	ADJUSTED INTERVAL (M.)	MATERIAL TYPE	Pb+Zn GRADE (wt. %)	Pb GRADE (wt. %)	Zn GRADE (wt. %)	Ag GRADE (G/T)	LENGTH WEIGHTED Pb GRADE	LENGTH WEIGHTED Zn GRADE	LENGTH WEIGHTED Ag GRADE
92	114.4	117.2	2.8	2.8 OXIDE	12.32	11.56	0.76	459.0	32.37	2.13	1285.20
Total or Average for Block:			2.8	2.8	12.32	11.56	0.76	459.00	32.4	2.1	1,285.2

 BLOCK I.D. : 1575-7

DRILL HOLE NAME	FROM (M.)	ACTUAL TO INTERVAL (M.)	ADJUSTED INTERVAL (M.)	MATERIAL TYPE	Pb+Zn GRADE (wt. %)	Pb GRADE (wt. %)	Zn GRADE (wt. %)	Ag GRADE (G/T)	LENGTH WEIGHTED Pb GRADE	LENGTH WEIGHTED Zn GRADE	LENGTH WEIGHTED Ag GRADE
93	55.1	58.9	3.8	3.8 OXIDE	4.49	1.61	2.88	10.2	6.12	10.94	38.76
Total or Average for Block:			3.8	3.8	4.49	1.61	2.88	10.20	6.1	10.9	38.8

BLOCK I.D. : 1612-1

DRILL HOLE NAME	FROM (M.)	ACTUAL TO INTERVAL (M.)	ADJUSTED INTERVAL (M.)	MATERIAL TYPE	Pb+Zn GRADE (wt. %)	Pb GRADE (wt. %)	Zn GRADE (wt. %)	Ag GRADE (G/T)	LENGTH WEIGHTED Pb GRADE	LENGTH WEIGHTED Zn GRADE	LENGTH WEIGHTED Ag GRADE
94	44.6	50.6	6.0	6.0 JB1	8.47	2.34	6.13	21.3	14.04	36.78	127.80
Total or Average for Block:			6.0	6.0	8.47	2.34	6.13	21.30	14.0	36.8	127.8

BLOCK I.D. : 1612-7

DRILL HOLE NAME	FROM (M.)	ACTUAL TO INTERVAL (M.)	ADJUSTED INTERVAL (M.)	MATERIAL TYPE	Pb+Zn GRADE (wt. %)	Pb GRADE (wt. %)	Zn GRADE (wt. %)	Ag GRADE (G/T)	LENGTH WEIGHTED Pb GRADE	LENGTH WEIGHTED Zn GRADE	LENGTH WEIGHTED Ag GRADE
94	50.6	53.9	3.3	3.3 OXIDE	25.70	2.34	23.36	68.5	7.72	77.09	226.05
Total or Average for Block:			3.3	3.3	25.70	2.34	23.36	68.50	7.7	77.1	226.0

BLOCK I.D. : 1475-1

DRILL HOLE NAME	FROM (M.)	ACTUAL TO INTERVAL (M.)	ADJUSTED INTERVAL (M.)	MATERIAL TYPE	Pb+Zn GRADE (wt. %)	Pb GRADE (wt. %)	Zn GRADE (wt. %)	Ag GRADE (G/T)	LENGTH WEIGHTED Pb GRADE	LENGTH WEIGHTED Zn GRADE	LENGTH WEIGHTED Ag GRADE
188	66.3	67.1	0.8	2.2 OXIDE	0.67	0.31	0.36	2.0	0.25	0.29	1.60
284	63.3	63.7	0.4	2.2 OXIDE	8.12	3.60	4.52	15.0	1.44	1.81	6.00
95	68.0	71.0	3.0	3.0 OXIDE	18.98	10.69	8.29	68.0	32.07	24.87	204.00
Total or Average for Block:			4.2	7.4	8.21	4.56	3.64	28.59	33.8	27.0	211.6

BLOCK I.D. : 1475-2

DRILL HOLE NAME	FROM (M.)	ACTUAL TO INTERVAL (M.)	ADJUSTED INTERVAL (M.)	MATERIAL TYPE	Pb+Zn GRADE (wt. %)	Pb GRADE (wt. %)	Zn GRADE (wt. %)	Ag GRADE (G/T)	LENGTH WEIGHTED Pb GRADE	LENGTH WEIGHTED Zn GRADE	LENGTH WEIGHTED Ag GRADE
188	91.0	96.0	5.0	5.0 JB1-L	18.17	6.77	11.40	27.4	33.85	57.00	137.00
284	84.5	85.2	0.7	2.2 JB1-L	14.23	6.45	7.78	28.0	4.52	5.45	19.60
95	96.1	98.5	2.4	2.4 JB1-L	11.58	4.90	6.68	26.4	11.76	16.03	63.36
AU207	25.9	27.1	1.2	2.2 JB1-L	33.95	14.35	19.60	62.0	17.22	23.52	74.40
AU209	18.0	20.6	2.6	2.6 JB1-L	2.58	0.86	1.72	5.1	2.24	4.47	13.26
AU218	25.5	26.4	0.9	2.2 JB1-L	31.80	14.30	17.50	40.4	12.87	15.75	36.36
AU220	23.6	26.1	2.5	2.5 JB1-L	19.57	8.37	11.20	32.0	20.92	28.00	80.00
U203	33.8	34.9	1.1	2.2 JB1-L	30.13	14.33	15.80	69.0	15.76	17.38	75.90
U204	28.6	35.0	6.4	6.4 JB1-L	25.19	10.46	14.73	50.8	66.94	94.27	325.12
U205	25.7	31.8	6.1	6.1 JB1-L	26.45	10.89	15.56	47.7	66.43	94.92	290.97
U206	26.3	29.9	3.6	3.6 JB1-L	28.85	9.97	18.88	48.6	35.89	67.97	175.00
U219	28.6	30.0	1.4	2.2 JB1-L	26.70	12.90	13.80	31.5	18.06	19.32	44.10
U66	39.7	42.5	2.8	2.8 JB1-L	24.76	11.44	13.32	44.4	32.03	37.30	124.32
U75	17.4	19.1	1.7	2.2 JB1-L	20.53	8.98	11.55	35.3	15.27	19.64	60.01

Total or Average for Block:		38.4	44.6		19.17	7.93	11.23	34.07	353.8	501.0	1,519.4
-----------------------------	--	------	------	--	-------	------	-------	-------	-------	-------	---------

BLOCK I.D. : 1475-3

DRILL HOLE NAME	FROM (M.)	ACTUAL TO INTERVAL (M.)	ADJUSTED INTERVAL (M.)	MATERIAL TYPE	Pb+Zn GRADE (wt. %)	Pb GRADE (wt. %)	Zn GRADE (wt. %)	Ag GRADE (G/T)	LENGTH WEIGHTED Pb GRADE	LENGTH WEIGHTED Zn GRADE	LENGTH WEIGHTED Ag GRADE
95	106.8	115.2	8.4	8.4 ORE	21.95	9.13	12.82	52.3	76.69	107.69	439.32
AU549	36.6	37.7	1.1	2.2 ORE	17.60	7.50	10.10	29.0	8.25	11.11	31.90
AU550	32.4	33.8	1.4	2.2 ORE	15.15	7.28	7.87	30.0	10.19	11.02	42.00
Total or Average for Block:		10.9	12.8		17.57	7.43	10.14	40.10	95.1	129.8	513.2

BLOCK I.D. : 1300-9

DRILL HOLE NAME	FROM (M.)	ACTUAL TO INTERVAL (M.)	ADJUSTED INTERVAL MATERIAL (M.)	TYPE	Pb+Zn GRADE (wt. %)	Pb GRADE (wt. %)	Zn GRADE (wt. %)	Ag GRADE (G/T)	LENGTH WEIGHTED Pb GRADE	LENGTH WEIGHTED Zn GRADE	LENGTH WEIGHTED Ag GRADE
96	114.8	115.5	0.7	2.2 FW	28.52	10.42	18.10	41.0	7.29	12.67	28.70
AU737	33.8	38.7	4.9	4.9 FW	32.58	10.31	22.27	53.6	50.52	109.12	262.64
Total or Average for Block:		5.6	7.1		25.30	8.14	17.15	41.03	57.8	121.8	291.3

BLOCK I.D. : 1300-8

DRILL HOLE NAME	FROM (M.)	TO (M.)	ACTUAL INTERVAL	ADJUSTED INTERVAL	MATERIAL TYPE	Pb+Zn GRADE (wt. %)	Pb GRADE (wt. %)	Zn GRADE (wt. %)	Ag GRADE (G/T)	LENGTH WEIGHTED Pb GRADE	LENGTH WEIGHTED Zn GRADE	LENGTH WEIGHTED Ag GRADE
96	123.7	127.4	3.7	3.7	HFW	16.48	6.60	9.88	23.0	24.42	36.56	85.10
AU736	26.0	26.9	0.9	2.2	HFW	27.60	11.30	16.30	48.0	10.17	14.67	43.20
Total or Average for Block:			4.6	5.9		14.55	5.86	8.68	21.75	34.6	51.2	128.3

APPENDIX C

INVENTORY BLOCK DATABASE LISTING

The following pages list all the blocks derived from polygons on the thirty cross sections. Block Name will be found on the sections. Where appropriate the mining area name will be found beside an opening on the cross sections.

A total and average grade for each section is printed at the bottom of the section tabulation. These numbers are meaningless as they are simply the sum of all blocks with no selection criteria. Some blocks are identified as material ????, these are generally small relics of the digitizing process or large background polygons which remained in the block database but have a density of zero, thus contribute no tonnage.

This listing is printed from file TNS&GRD.WR1 included on a 5¼" diskette in Appendix M. This is a SYMPHONY v. 2.2 database file which uses the SYMPHONY database reporting capabilities but is otherwise quite similar to a LOTUS 123 spreadsheet database and will function under 123 except print outs will have to be revised considerably.

SECTION: 1237 Listing of ALL BLOCKS regardless of material, grade or classification

INVENTORY BLOCK NAME	MATERIAL TYPE	ORE ZONE NAME	CLASSIF. A=PROB+PROV B+POSSIBLE	THIN BLOCK ? (Y=<2.2m.)	MINING STATUS (Y=MINED)	MINING AREA NAME	BLOCK AREA IN SECTION (sq. m.)	STRIKE ADJUSTMENT (x12.5 m.)	IN-SITU DENSITY (tns/cu.m)	BLOCK VOLUME (cu. m.)	BLOCK TONNAGE (tonnes)	Pb+Zn GRADE (wt. %)	LEAD GRADE (wt. %)	ZINC GRADE (wt. %)	SILVER GRADE (gm/tn)	LEAD METAL (tonnes)	ZINC METAL (tonnes)	SILVER METAL (kg)
1237-1	ORE	JB1	B	Y	N		15.6	1	3.2	194.6	622.8	11.60	4.48	7.12	18.5	27.9	44.3	11.5
1237-2	ORE	JB1	B	Y	N		28.2	1	3.2	352.5	1,128.0	22.95	8.78	14.17	39.1	99.1	159.8	44.1
1237-3	ORE	FW	B	Y	N		47.2	1	3.2	589.6	1,886.8	9.20	3.85	5.35	17.2	72.6	100.9	32.4
1237-4	ORE	FW	B	Y	N		60.7	1	3.2	759.0	2,428.8	8.43	3.81	4.63	18.2	92.4	112.3	44.2
1237-5	LOWGRADE	FW	B	N	N		28.7	1	3.2	359.3	1,149.6	3.92	1.35	2.56	7.4	15.6	29.5	8.5

Totals and Averages for Section: 1237 3.2 2,255 7,216 10.45 4.26 6.19 19.5 308 447 141

SECTION: 1250 Listing of ALL BLOCKS regardless of material, grade or classification

INVENTORY BLOCK NAME	MATERIAL TYPE	ORE ZONE NAME	CLASSIF. A=PROB+PROV B+POSSIBLE	THIN BLOCK ? (Y=<2.2m.)	MINING STATUS (Y=MINED)	MINING AREA NAME	BLOCK AREA IN SECTION (sq. m.)	STRIKE ADJUSTMENT (x12.5 m.)	IN-SITU DENSITY (tns/cu.m)	BLOCK VOLUME (cu. m.)	BLOCK TONNAGE (tonnes)	Pb+Zn GRADE (wt. %)	LEAD GRADE (wt. %)	ZINC GRADE (wt. %)	SILVER GRADE (gm/tn)	LEAD METAL (tonnes)	ZINC METAL (tonnes)	SILVER METAL (kg)
1250-1	LOWGRADE	J1	B	N	N		33.6	1.5	3.2	630.4	2,017.2	7.24	3.47	3.77	16.8	70.0	76.0	33.9
1250-2	LOWGRADE	FW	B	N	N		263.1	1.5	3.2	4,933.9	15,788.4	1.11	0.34	0.77	3.1	53.7	121.6	48.9
1250-3	ORE	FW	B	Y	N		18.2	1.3	3.2	296.2	948.0	8.17	3.11	5.06	13.9	29.5	47.9	13.2
1250-4	ORE	FW	B	N	N		129.5	1.5	3.2	2,428.5	7,771.2	16.32	5.46	10.86	35.2	424.2	844.2	273.5
1250-5	LOWGRADE	JB1-L	B	N	N		86.5	1.3	3.2	1,405.1	4,496.4	5.78	2.00	3.78	11.8	89.9	170.0	53.1
1250-6	ORE	FW	B	Y	N		284.6	1.3	3.2	4,624.4	14,798.2	13.73	4.88	8.85	26.5	721.4	1,309.9	392.2
1250-7	ORE	JB1	B	N	N		64.7	1.3	3.2	1,050.9	3,362.8	15.19	6.56	8.64	35.5	220.4	290.4	119.4
1250-8	ORE	FW	B	N	N		89.3	1.5	3.2	1,674.4	5,358.0	13.77	3.25	10.52	60.5	174.1	563.7	324.2
1250-9	LOWGRADE	FW	B	N	N		326.5	1.2	3.2	4,897.5	15,672.0	0.88	0.30	0.58	25.4	47.0	90.9	398.1
Totals and Averages for Section:				1250					3.2	21,941	70,212	7.61	2.61	5.01	23.6	1,830	3,515	1,656

SECTION: 1275 Listing of ALL BLOCKS regardless of material, grade or classification

INVENTORY MATERIAL BLOCK NAME	MATERIAL TYPE	ORE ZONE NAME	CLASSIF. A=PROB+PROV B+POSSIBLE	THIN BLOCK ? (Y=<2.2m.)	MINING STATUS (Y=MINED)	MINING AREA NAME	BLOCK AREA IN SECTION (sq. m.)	STRIKE ADJUSTMENT (x12.5 m.)	IN-SITU DENSITY (tns/cu.m)	BLOCK VOLUME (cu. m.)	BLOCK TONNAGE (tonnes)	Pb+Zn GRADE (wt. %)	LEAD GRADE (wt. %)	ZINC GRADE (wt. %)	SILVER GRADE (gm/tn)	LEAD METAL (tonnes)	ZINC METAL (tonnes)	SILVER METAL (kg)
1275-1	ORE	FW	B	N	N		155.1	2.1	3.2	4,071.6	13,029.2	12.14	3.68	8.46	44.6	479.6	1,101.8	580.9
1275-2	ORE	FW	B	N	N		59.3	2	3.2	1,482.3	4,743.2	19.86	5.25	14.61	53.4	249.3	692.8	253.1
Totals and Averages for Section:				1275					3.2	5,554	17,772	14.20	4.10	10.10	46.9	729	1,795	834

SECTION: 1300 Listing of ALL BLOCKS regardless of material, grade or classification

INVENTORY BLOCK NAME	MATERIAL TYPE	ORE ZONE NAME	CLASSIF. A=PROB+PROV B+POSSIBLE	THIN BLOCK ? (Y=<2.2m.)	MINING STATUS (Y=MINED)	MINING AREA NAME	BLOCK AREA IN SECTION (sq. m.)	STRIKE ADJUSTMENT (x12.5 m.)	IN-SITU DENSITY (tns/cu.m)	BLOCK VOLUME (cu. m.)	BLOCK TONNAGE (tonnes)	Pb+Zn GRADE (wt. %)	LEAD GRADE (wt. %)	ZINC GRADE (wt. %)	SILVER GRADE (gm/tn)	LEAD METAL (tonnes)	ZINC METAL (tonnes)	SILVER METAL (kg)
	ORE	FW	A	N	Y	1370-3795	4.4	1.4	3.2	76.8	245.8	17.11	4.76	12.35	41.5	11.7	30.4	10.2
	MARBLE			N	Y	1370-M1	3.4	1.5	2.9	64.5	187.0							
	ORE	FW	A	N	Y	1340-420	0.0	1.3	3.2	0.3	1.0	19.85	4.87	14.98	94.3	0.1	0.2	0.1
	PHYLLITE			N	Y	1370-M1	29.7	1.5	2.7	556.5	1,502.6							
	ORE	FW	A	N	Y	1370-3795	12.5	1.4	3.2	219.4	702.2	17.11	4.76	12.35	41.5	33.4	86.8	29.1
	MARBLE			N	Y	1340-420	16.7	1.5	2.9	313.7	909.7							
	ORE	FW	A	N	Y	1340-420	78.4	1.3	3.2	1,273.8	4,076.3	19.85	4.87	14.98	94.3	198.5	610.5	384.6
	MARBLE			N	Y	1370-3795	7.2	1.5	2.9	134.4	389.9							
	PHYLLITE			N	Y	1370-3795	0.0	1.5	2.7	0.6	1.5							
	ORE	FW	A	N	Y	1370-M1	2.2	1.5	3.2	40.3	129.0	17.11	4.76	12.35	41.5	6.1	15.9	5.4
1300-1	ORE	J1	B	Y	N		21.8	1.5	3.2	408.4	1,306.8	15.91	3.97	11.94	28.4	51.9	156.0	37.1
1300-2	ORE	J1	B	Y	N		30.4	1.5	3.2	570.2	1,824.6	5.51	2.66	2.85	13.1	48.6	52.0	23.9
1300-3	OXIDE	J1	B	Y	N		20.8	1.5	2.5	390.8	976.9	0.29	0.02	0.27	0.5	0.2	2.6	0.5
1300-4	ORE	J1	B	N	N		29.6	1.5	3.2	554.8	1,775.4	12.71	3.96	8.75	17.2	70.3	155.3	30.5
1300-5	ORE	J1	B	Y	N		19.4	1.5	3.2	363.8	1,164.0	11.55	4.42	7.13	19.6	51.4	83.0	22.9
1300-6	LOWGRADE	JB1	A	Y	N		33.4	1.5	3.2	626.8	2,005.8	1.67	0.72	0.95	5.3	14.4	19.1	10.6
1300-7	ORE	FW	A	N	N		134.4	1.4	3.2	2,352.7	7,528.6	17.11	4.76	12.35	41.5	358.1	930.1	312.3
1300-7A	ORE	FW	A	N	N		16.8	1.4	3.2	293.1	938.0	17.11	4.76	12.35	41.5	44.6	115.9	38.9
1300-8	ORE	FW	B	N	N		22.8	1.5	3.2	427.5	1,368.0	14.55	5.86	8.68	21.7	80.2	118.8	29.7
1300-9	ORE	FW	B	Y	N		59.1	1.5	3.2	1,107.9	3,545.4	25.30	8.14	17.15	41.0	288.7	608.2	145.5
1300-10	ORE	FW	B	N	N		38.9	1.5	3.2	728.4	2,331.0	22.06	7.72	14.34	37.9	179.9	334.2	88.3
1300-11	LOWGRADE	FW	B	N	N		29.8	1.5	3.2	558.4	1,786.8	1.39	0.60	0.79	0.8	10.8	14.1	1.4
1300-12	ORE	JB1-L	B	N	N		79.3	1.4	3.2	1,388.5	4,443.0	13.42	6.02	7.40	36.0	267.3	328.9	160.0
1300-13	ORE	JB1	B	N	N		51.4	1.2	3.2	770.6	2,465.8	28.70	11.66	17.04	62.5	287.5	420.1	154.2
1300-14	ORE	FW	A	N	N		181.9	1.3	3.2	2,956.4	9,460.4	19.85	4.87	14.98	94.3	460.6	1,416.9	892.5
1300-14A	ORE	FW	A	N	N		0.2	1.3	3.2	2.4	7.8	19.85	4.87	14.98	94.3	0.4	1.2	0.7
1300-15	ORE	FW	B	Y	N		21.8	1.5	3.2	408.9	1,308.6	10.46	3.70	6.76	28.6	48.5	88.4	37.5

SECTION: 1300 Listing of ALL BLOCKS regardless of material, grade or classification

INVENTORY MATERIAL BLOCK	MATERIAL TYPE	ORE ZONE	CLASSIF. A=PROB+PROV B=POSSIBLE	THIN BLOCK ? (Y=<2.2m.)	MINING STATUS (Y=MINED)	MINING AREA NAME	BLOCK AREA IN SECTION (sq. m.)	STRIKE ADJUSTMENT (x12.5 m.)	IN-SITU DENSITY (tns/cu.m)	BLOCK VOLUME (cu. m.)	BLOCK TONNAGE (tonnes)	Pb+Zn GRADE (wt. %)	LEAD GRADE (wt. %)	ZINC GRADE (wt. %)	SILVER GRADE (gm/tn)	LEAD METAL (tonnes)	ZINC METAL (tonnes)	SILVER METAL (kg)	
1300-16	LOWGRADE	FW	B	Y	N		23.8	1.5	3.2	445.5	1,425.6	1.79	1.10	0.69	41.1	15.7	9.8	58.6	
1300-17	LOWGRADE	FW	B	Y	N		12.5	1.5	3.2	233.6	747.6	2.44	0.40	2.04	7.7	3.0	15.2	5.8	
1300-18	ORE	J1	B	Y	N		28.6	1.5	3.2	536.4	1,716.6	3.87	1.89	1.98	11.0	32.4	34.0	18.9	
1300-19	LOWGRADE	FW	B	N	N		27.3	1.5	3.2	511.3	1,636.2	8.74	2.76	5.98	43.9	45.2	97.8	71.8	
Totals and Averages for Section:							1300			3.2	18,317	57,908	14.43	4.51	9.92	44.4	2,609	5,745	2,571

SECTION: 1312 Listing of ALL BLOCKS regardless of material, grade or classification

INVENTORY MATERIAL	ORE	CLASSIF.	THIN	MINING	MINING	BLOCK AREA	STRIKE	IN-SITU	BLOCK	BLOCK	Pb+Zn	LEAD	ZINC	SILVER	LEAD	ZINC	SILVER	
BLOCK	TYPE	ZONE	A=PROB+PROV	BLOCK ?	STATUS	AREA	IN SECTION	ADJUSTMENT	DENSITY	VOLUME	TONNAGE	GRADE	GRADE	GRADE	GRADE	METAL	METAL	METAL
NAME	NAME	NAME	B+POSSIBLE	(Y=<2.2m.)	(Y=MINED)	NAME	(sq. m.)	(x12.5 m.)	(tns/cu.m)	(cu. m.)	(tonnes)	(wt. %)	(wt. %)	(wt. %)	(gm/tn)	(tonnes)	(tonnes)	(kg)
	MARBLE			N	Y	1370-3795	16.4	1	2.9	205.1	594.9							
	PHYLLITE			N	Y	1370-M1	45.8	1	2.7	572.4	1,545.4							
	PHYLLITE			N	Y	1370-3795	20.0	1	2.7	249.6	674.0							
	????			N	N		2,925.3	1		36,565.6								
	MARBLE			N	Y	1370-M1	30.7	1	2.9	383.1	1,111.1							
	????			N	N		18,143.6	1		226,794.4								
	????			N	N		11,406.3	1		142,578.3								
	ORE	FW	A	N	Y	1340-420	7.8	0.9	3.2	87.2	279.0	14.84	5.33	9.51	129.6	14.9	26.5	36.2
	LOWGRADE	FW	A	N	Y	1340-420	41.4	1	3.2	517.5	1,656.0	4.64	2.06	2.58	18.8	34.2	42.7	31.1
1312-3A	ORE	FW	A	N	N		8.8	0.9	3.2	98.9	316.4	14.84	5.33	9.51	129.6	16.9	30.1	41.0
1312-5A	LOWGRADE	FW	A	N	N		22.7	1	3.2	284.3	909.6	4.64	2.06	2.58	18.8	18.8	23.4	17.1
1312-1	ORE	JB1-L	A	N	N		31.9	1	3.2	398.5	1,275.2	15.14	6.21	8.92	31.7	79.2	113.8	40.4
1312-2	ORE	FW	B	N	N		60.6	0.7	3.2	530.1	1,696.2	17.09	7.65	9.45	39.5	129.7	160.2	66.9
1312-3	ORE	FW	B	N	N		103.2	1	3.2	1,290.0	4,128.0	14.84	5.33	9.51	129.6	219.9	392.5	535.2
1312-4	ORE	FW	B	N	N		203.4	0.8	3.2	2,034.1	6,509.1	13.17	2.70	10.47	20.0	175.6	681.7	130.2
1312-5	LOWGRADE	FW	B	N	N		44.2	0.8	3.2	442.0	1,414.4	4.64	2.06	2.58	18.8	29.2	36.5	26.5
1312-6	LOWGRADE	FW	B	Y	N		9.1	0.8	3.2	90.5	289.6	1.14	0.56	0.58	1.0	1.6	1.7	0.3

Totals and Averages for Section: 1312 0.1 413,122 22,399 9.95 3.21 6.74 41.3 720 1,509 925

SECTION: 1325 Listing of ALL BLOCKS regardless of material, grade or classification

INVENTORY BLOCK NAME	MATERIAL TYPE	ORE ZONE NAME	CLASSIF. A=PROB+PROV B+POSSIBLE	THIN BLOCK ? (Y=<2.2m.)	MINING STATUS (Y=MINED)	MINING AREA NAME	BLOCK AREA IN SECTION (sq. m.)	STRIKE ADJUSTMENT (x12.5 m.)	IN-SITU DENSITY (tns/cu.m)	BLOCK VOLUME (cu. m.)	BLOCK TONNAGE (tonnes)	Pb+2n GRADE (wt. %)	LEAD GRADE (wt. %)	ZINC GRADE (wt. %)	SILVER GRADE (gm/tn)	LEAD METAL (tonnes)	ZINC METAL (tonnes)	SILVER METAL (kg)
	MARBLE			N	Y	1370-M1-50	29.2	1	2.9	365.3	1,059.2							
	PHYLLITE			N	Y	1370-3795	15.1	1	2.7	189.1	510.6							
	MARBLE			N	Y	1340-420	6.3	1	2.9	78.8	228.4							
	ORE	JB1-L	A	N	Y	1370-M1	19.0	1	3.2	238.0	761.6	17.42	7.73	9.70	37.4	58.8	73.8	28.5
	ORE	FW	A	N	Y	1340-420	2.3	1	3.2	28.2	90.4	8.26	2.35	5.92	27.3	2.1	5.4	2.5
	MARBLE			N	Y	1370-M1	4.3	1	2.9	53.8	155.9							
	PHYLLITE			N	Y	1340-420	20.9	1	2.7	261.6	706.4							
	ORE	FW	A	N	Y	1370-M1-50	26.7	1	3.2	333.5	1,067.2	15.51	3.91	11.60	44.2	41.7	123.8	47.2
	PHYLLITE			N	Y	1370-M1	5.2	1	2.7	65.0	175.5							
	PHYLLITE			N	Y	1370-M1-50	21.3	1	2.7	266.5	719.6							
	PHYLLITE			N	Y	1370-3795	7.8	1	2.7	97.1	262.2							
	ORE	FW	A	N	Y	1370-3795	28.5	0.9	3.2	320.9	1,026.7	11.39	2.85	8.55	42.2	29.2	87.7	43.3
1325-1	ORE	JB1	B	N	N		102.7	0.7	3.2	898.6	2,875.6	20.62	11.10	9.52	66.2	319.2	273.8	190.4
1325-2	ORE	JB1-L	A	N	N		17.2	1	3.2	214.6	686.8	17.42	7.73	9.70	37.4	53.1	66.6	25.7
1325-3	ORE	FW	B	N	N		148.8	0.9	3.2	1,673.9	5,356.4	14.14	4.26	9.88	137.5	228.2	529.2	736.5
1325-4	ORE	FW	B	Y	N		12.0	1	3.2	149.5	478.4	8.26	2.35	5.92	27.3	11.2	28.3	13.0
1325-4A	ORE	FW	B	Y	N		5.3	1	3.2	66.8	213.6	8.26	2.35	5.92	27.3	5.0	12.6	5.8
1325-5	LOWGRADE	FW	B	N	N		71.9	1	3.2	898.8	2,876.0							
1325-6	ORE	FW	A	N	N		74.8	1	3.2	935.4	2,993.2	15.51	3.91	11.60	44.2	116.9	347.3	132.4
1325-7	ORE	FW	A	N	N		24.6	0.9	3.2	276.8	885.6	11.39	2.85	8.55	42.2	25.2	75.7	37.4
1325-8	ORE	FW	B	N	N		13.0	1	3.2	162.4	519.6	9.78	2.64	7.13	45.4	13.7	37.1	23.6
1325-9	ORE	FW	B	Y	N		8.4	1	3.2	105.1	336.4	11.02	4.07	6.95	19.3	13.7	23.4	6.5
1325-10	ORE	FW	A	N	N		58.9	1	3.2	735.6	2,354.0	14.70	4.21	10.49	50.4	99.1	247.0	118.6
1325-11	LOWGRADE	FW	B	Y	N		93.2	1	3.2	1,164.5	3,726.4	7.71	2.00	5.72	6.3	74.4	213.1	23.4
1325-12	LOWGRADE	FW	B	Y	N		3.4	1	3.2	42.3	135.2	3.86	1.50	2.36	11.7	2.0	3.2	1.6
1325-13	ORE	FW	B	Y	N		8.7	1	3.2	109.1	349.2	9.55	4.23	5.32	25.9	14.8	18.6	9.0
1325-14	LOWGRADE	FW	B	Y	N		21.7	1	3.2	270.6	866.0							

SECTION: 1325 Listing of ALL BLOCKS regardless of material, grade or classification

INVENTORY BLOCK NAME	MATERIAL TYPE	ORE ZONE	CLASSIF. A=PROB+PROV B=POSSIBLE	THIN BLOCK ? (Y=<2.2m.)	MINING STATUS (Y=MINED)	MINING AREA NAME	BLOCK AREA IN SECTION (sq. m.)	STRIKE ADJUSTMENT (x12.5 m.)	IN-SITU DENSITY (tns/cu.m)	BLOCK VOLUME (cu. m.)	BLOCK TONNAGE (tonnes)	Pb+Zn GRADE (wt. %)	LEAD GRADE (wt. %)	ZINC GRADE (wt. %)	SILVER GRADE (9m/tn)	LEAD METAL (tonnes)	ZINC METAL (tonnes)	SILVER METAL (kg)
1325-15	LOWGRADE	FW	B	N	N		101.6	1	3.2	1,270.0	4,064.0	1.93	0.78	1.15	17.9	31.7	46.7	72.7
Totals and Averages for Section:				1325					3.1	11,272	35,480	9.45	3.21	6.24	42.8	1,140	2,213	1,518

SECTION: 1337 Listing of ALL BLOCKS regardless of material, grade or classification

INVENTORY BLOCK NAME	MATERIAL TYPE	ORE ZONE NAME	CLASSIF. A=PROB+PRDV B+POSSIBLE	THIN BLOCK ? (Y=<2.2m.)	MINING STATUS (Y=MINED)	MINING AREA NAME	BLOCK AREA IN SECTION (sq. m.)	STRIKE ADJUSTMENT (x12.5 m.)	IN-SITU DENSITY (tns/cu.m)	BLOCK VOLUME (cu. m.)	BLOCK TONNAGE (tonnes)	Pb+Zn GRADE (wt. %)	LEAD GRADE (wt. %)	ZINC GRADE (wt. %)	SILVER GRADE (gm/tn)	LEAD METAL (tonnes)	ZINC METAL (tonnes)	SILVER METAL (kg)
				N	Y	1370-M1	1.3	1	2.7	16.4	44.2							
				N	Y	1370-3795	6.9	1	2.9	85.9	249.0							
				N	Y	1370-M1	8.3	1	2.9	103.5	300.2							
				N	Y	1370H1-6	31.6	1	2.7	394.6	1,065.5							
				N	Y	1340-420	22.6	1	2.9	282.5	819.3							
				N	N		0.1	1		0.6								
				N	Y	1370-M1	23.8	1	2.7	297.8	803.9							
				N	Y	1370-M1-1	5.6	1	2.7	70.5	190.4							
		FW	A	N	Y	1370H1-6	10.8	1	3.2	135.0	432.0	15.50	3.31	12.19	58.3	14.3	52.7	25.2
				N	Y	1370-3795	6.7	1	2.7	83.3	224.8							
				N	Y	1370-M1-1	2.8	1	2.7	35.5	95.9							
		FW	A	N	Y	1370-M1-1	10.9	1	3.2	135.9	434.8	15.50	3.31	12.19	58.3	14.4	53.0	25.3
		FW	A	N	Y	1370-M1	2.4	1	3.2	29.5	94.4	3.32	1.46	1.86	6.4	1.4	1.8	0.6
		FW	A	N	Y	1370-3795	4.2	1	3.2	52.5	168.0	3.32	1.46	1.86	6.4	2.4	3.1	1.1
1337-1	ORE	J1	B	Y	N		60.8	1	3.2	760.0	2,432.0	14.03	6.70	7.33	31.1	162.9	178.2	75.6
1337-2	LOWGRADE	J1	B	N	N		89.3	1	3.2	1,115.6	3,570.0	2.09	0.27	1.82	2.7	9.5	65.0	9.7
1337-3	LOWGRADE	J1	B	Y	N		26.4	1	3.2	330.5	1,057.6	6.19	2.23	3.96	10.5	23.6	41.9	11.1
1337-4	ORE	JB1	A	N	N		119.2	1	3.2	1,489.6	4,766.8	17.94	6.78	11.16	36.4	323.2	531.8	173.4
1337-5	ORE	JB1-L	A	N	N		92.0	1	3.2	1,149.4	3,678.0	20.95	8.27	12.67	44.2	304.2	466.1	162.6
1337-6	ORE	JB1-L	A	Y	N		9.7	1	3.2	121.6	389.2	15.61	6.61	9.00	28.0	25.7	35.0	10.9
1337-7	LOWGRADE	FW	B	Y	N		22.7	1	3.2	283.9	908.4	3.32	1.46	1.86	6.4	13.2	16.9	5.8
1337-8	ORE	FW	B	N	N		277.4	1.2	3.2	4,160.3	13,312.8	13.19	5.36	7.84	59.7	712.9	1,043.3	794.8
1337-9	LOWGRADE	FW	B	N	N		14.1	1	3.2	176.4	564.4	5.98	2.57	3.41	13.0	14.5	19.2	7.3
1337-10	ORE	FW	A	Y	N		16.2	1	3.2	202.8	648.8	14.79	3.56	11.24	16.7	23.1	72.9	10.8
1337-11	ORE	FW	A	N	N		65.7	1.1	3.2	903.0	2,889.5	21.63	8.69	12.93	44.7	251.2	373.7	129.3
1337-12	ORE	FW	B	N	N		83.5	1.1	3.2	1,148.5	3,675.3	15.84	5.66	10.18	112.7	207.9	374.2	414.3
1337-13	ORE	FW	B	N	N		38.6	1	3.2	482.5	1,544.0	8.68	3.37	5.31	52.7	52.0	82.0	81.3

SECTION: 1337 Listing of ALL BLOCKS regardless of material, grade or classification

INVENTORY BLOCK NAME	MATERIAL TYPE	ORE ZONE NAME	CLASSIF. A=PROB+PROV B+POSSIBLE	THIN BLOCK ? (Y=<2.2m.)	MINING STATUS (Y=MINED)	MINING AREA NAME	BLOCK AREA IN SECTION (sq. m.)	STRIKE ADJUSTMENT (x12.5 m.)	IN-SITU DENSITY (tns/cu.m)	BLOCK VOLUME (cu. m.)	BLOCK TONNAGE (tonnes)	Pb+Zn GRADE (wt. %)	LEAD GRADE (wt. %)	ZINC GRADE (wt. %)	SILVER GRADE (gm/tn)	LEAD METAL (tonnes)	ZINC METAL (tonnes)	SILVER METAL (kg)	
1337-14	ORE	FW	B	N	N		20.2	1	3.2	252.5	808.0	16.23	5.43	10.80	45.9	43.9	87.3	37.1	
1337-15	ORE	FW	B	N	N		34.5	1	3.2	430.9	1,378.8	20.05	19.19	0.87	476.4	264.5	12.0	656.8	
1337-16	LOWGRADE	FW	A	N	N		159.8	0.8	3.2	1,597.9	5,113.3	3.71	1.81	1.90	83.4	92.7	97.0	426.7	
1337-17	LOWGRADE	FW	B	N	N		61.5	1	3.2	768.3	2,458.4	7.08	2.16	4.92	39.6	53.1	121.0	97.4	
1337-18	LOWGRADE	FW	B	Y	N		37.6	1	3.2	470.1	1,504.4								
1337-19	LOWGRADE	FW	B	N	N		132.1	0.8	3.2	1,321.1	4,227.5	2.53	0.82	1.72	13.5	34.5	72.6	57.0	
1337-20	LOWGRADE	FW	B	N	N		93.8	0.9	3.2	1,055.3	3,376.8	1.00	0.47	0.53	7.7	15.9	17.9	26.0	
1337-21	LOWGRADE	FW	B	N	N		628.3	0.9	3.2	7,068.3	22,618.4	4.77	1.12	3.65	17.2	254.3	825.3	388.3	
1337-22	LOWGRADE	FW	B	N	N		33.5	1	3.2	418.6	1,339.6	2.34	1.32	1.02	80.4	17.7	13.7	107.7	
1337-23	ORE	FW	A	N	N		56.3	1	3.2	704.3	2,253.6	15.50	3.31	12.19	58.3	74.6	274.7	131.3	
1337-23A	ORE	FW	A	N	N		32.9	1	3.2	411.8	1,317.6	15.50	3.31	12.19	58.3	43.6	160.6	76.8	
1337-24	ORE	FW	B	Y	N		55.4	1	3.2	692.5	2,216.0	8.37	2.81	5.57	23.9	62.2	123.4	53.0	
Totals and Averages for Section:									1337										
										3.2	29,239	92,971	8.96	3.35	5.61	43.0	3,114	5,216	3,997

SECTION: 1350 Listing of ALL BLOCKS regardless of material, grade or classification

INVENTORY BLOCK NAME	MATERIAL TYPE	ORE ZONE NAME	CLASSIF. A=PROB+PROV B+POSSIBLE	THIN BLOCK ? (Y=<2.2m.)	MINING STATUS (Y=MINED)	MINING AREA NAME	BLOCK AREA IN SECTION (sq. m.)	STRIKE ADJUSTMENT (x12.5 m.)	IN-SITU DENSITY (tns/cu.m)	BLOCK VOLUME (cu. m.)	BLOCK TONNAGE (tonnes)	Pb+Zn GRADE (wt. %)	LEAD GRADE (wt. %)	ZINC GRADE (wt. %)	SILVER GRADE (gm/tn)	LEAD METAL (tonnes)	ZINC METAL (tonnes)	SILVER METAL (kg)
	PHYLLITE			N	Y	1370-M1	4.6	1	2.7	57.1	154.2							
	OXIDE	JB1	A	N	Y	1415-300	10.1	1	2.5	125.9	314.7							
	PHYLLITE			N	Y	1370-M1	21.5	1	2.7	268.5	725.0							
	OXIDE	JB1	A	N	Y	1406	24.3	1	2.5	303.3	758.1							
	PHYLLITE			N	Y	1415-300	10.7	1	2.7	133.4	360.1							
	ORE	FW	A	N	Y	1370M1-4	52.0	0.7	3.2	454.7	1,455.2	16.40	4.92	11.48	50.1	71.6	167.0	72.9
	PHYLLITE			N	Y	1340-420	28.4	1	2.7	355.4	959.5							
	ORE	FW	A	N	Y	1370-M1-6	7.0	1	3.2	87.1	278.8	18.08	5.17	12.91	83.0	14.4	36.0	23.1
	PHYLLITE			N	Y	1370-M1-6	36.9	1	2.7	460.9	1,244.4							
	PHYLLITE			N	Y	1406	16.4	1	2.7	205.1	553.8							
1350-1	OXIDE	J1	B	N	N		33.8	1	2.5	422.3	1,055.6	12.88	4.17	8.71	16.3	44.0	91.9	17.2
1350-2	OXIDE	J1	B	N	N		43.5	1	2.5	543.9	1,359.7	10.80	4.13	6.67	29.5	56.2	90.7	40.1
1350-3	LOWGRADE	J1	B	Y	N		5.3	1	3.2	66.4	212.4	1.77	0.86	0.90	0.1	1.8	1.9	0.0
1350-4	ORE	J1	B	N	N		14.7	1	3.2	184.0	588.8	10.39	3.17	7.22	16.2	18.7	42.5	9.5
1350-5	OXIDE	J1	B	Y	N		15.9	1	2.5	198.5	496.3	1.79	1.22	0.58	4.0	6.0	2.9	2.0
1350-6	LOWGRADE	JB1	A	Y	N		18.9	1	3.2	236.5	756.8	7.49	3.15	4.34	17.5	23.8	32.8	13.3
1350-7	ORE	FW	B	N	N		65.9	0.7	3.2	576.6	1,845.2	16.40	4.92	11.48	50.1	90.8	211.8	92.5
1350-8	LOWGRADE	JB1	B	Y	N		38.1	1	3.2	476.8	1,525.6	0.81	0.68	0.13	13.5	10.4	2.0	20.6
1350-9	ORE	JB1-L	B	N	N		45.0	1	3.2	562.5	1,800.0	16.45	3.57	12.88	56.7	64.2	231.9	102.1
1350-10	OXIDE	JB1	B	N	N		120.2	1	2.5	1,503.0	3,757.5							
1350-10A	OXIDE	JB1	A	N	N		4.2	1	2.5	52.8	131.9							
1350-11	ORE	JB1	B	N	N		17.7	1	3.2	220.9	706.8	26.52	10.99	15.53	49.0	77.6	109.8	34.6
1350-12	ORE	UNKN	B	Y	N		18.9	1	3.2	235.8	754.4	11.79	4.97	6.82	83.4	37.5	51.5	62.9
1350-13	ORE	FW	B	Y	N		21.6	1	3.2	270.3	864.8	8.43	1.88	6.55	52.3	16.3	56.6	45.2
1350-15	ORE	FW	B	Y	N		73.8	0.8	3.2	738.4	2,362.9	10.92	3.63	7.29	33.1	85.8	172.2	78.2
1350-16	LOWGRADE	FW	B	Y	N		36.3	0.8	3.2	362.6	1,160.3	0.48	0.34	0.14	6.9	3.9	1.6	8.0
1350-17	LOWGRADE	FW	B	Y	N		13.3	1	3.2	166.5	532.8	2.16	0.60	1.56	4.5	3.2	8.3	2.4

SECTION: 1350 Listing of ALL BLOCKS regardless of material, grade or classification

INVENTORY BLOCK NAME	MATERIAL TYPE	ORE ZONE NAME	CLASSIF. A=PROB+PROV B+POSSIBLE	THIN BLOCK ? (Y=<2.2m.)	MINING STATUS (Y=MINED)	MINING AREA NAME	BLOCK AREA IN SECTION (sq. m.)	STRIKE ADJUSTMENT (x12.5 m.)	IN-SITU DENSITY (tns/cu.m)	BLOCK VOLUME (cu. m.)	BLOCK TONNAGE (tonnes)	Pb+Zn GRADE (wt. %)	LEAD GRADE (wt. %)	ZINC GRADE (wt. %)	SILVER GRADE (gm/tn)	LEAD METAL (tonnes)	ZINC METAL (tonnes)	SILVER METAL (kg)
1350-18	LOWGRADE	FW	B	N	N		44.1	0.7	3.2	385.5	1,233.7	0.62	0.24	0.38	12.0	3.0	4.7	14.8
1350-19	ORE	FW	B	N	N		44.2	1	3.2	552.9	1,769.2	5.40	2.26	3.14	29.3	40.0	55.6	51.8
1350-20	LOWGRADE	FW	B	Y	N		17.9	1	3.2	223.7	716.0							
1350-21	ORE	FW	A	N	N		22.2	1	3.2	277.5	888.0	18.08	5.17	12.91	83.0	45.9	114.6	73.7
1350-22	LOWGRADE	FW	A	Y	N		17.8	1	3.2	222.0	710.4	1.59	1.35	0.24	40.0	9.6	1.7	28.4
1350-23	LOWGRADE	UNKN	B	Y	N		4.6	1	3.2	57.0	182.4							
Totals and Averages for Section:							1350		2.9	10,988	32,215	6.87	2.25	4.62	24.6	725	1,488	794

SECTION: 1362 Listing of ALL BLOCKS regardless of material, grade or classification

INVENTORY BLOCK NAME	MATERIAL TYPE	ORE ZONE	CLASSIF. A=PROB+PROV B+POSSIBLE	THIN BLOCK ? (Y=<2.2m.)	MINING STATUS (Y=MINED)	MINING AREA NAME	BLOCK AREA IN SECTION (sq. m.)	STRIKE ADJUSTMENT (X12.5 m.)	IN-SITU DENSITY (tns/cu.m)	BLOCK VOLUME (cu. m.)	BLOCK TONNAGE (tonnes)	Pb+Zn GRADE (wt. %)	LEAD GRADE (wt. %)	ZINC GRADE (wt. %)	SILVER GRADE (gm/tn)	LEAD METAL (tonnes)	ZINC METAL (tonnes)	SILVER METAL (kg)
	PHYLLITE			N	Y	1340-420	17.9	1	2.7	223.4	603.1							
	ORE	FW	A	N	Y	1370-M1	6.9	0.8	3.2	69.1	221.1	12.12	2.11	10.02	63.6	4.7	22.1	14.1
	ORE	FW	A	N	Y	1340-420	3.3	0.8	3.2	33.1	105.9	22.07	11.20	10.87	61.9	11.9	11.5	6.6
	PHYLLITE			N	Y	1415-301	41.0	1	2.7	512.8	1,384.4							
	PHYLLITE			N	Y	1370-M1	3.9	1	2.7	48.6	131.3							
	MARBLE			N	Y	1410-310	30.9	1	2.9	386.0	1,119.4							
	MARBLE			N	Y		0.3	1	2.9	3.1	9.1							
	ORE	JB1	A	N	Y	1415-301	5.5	1	3.2	69.0	220.8	25.49	9.73	15.76	42.8	21.5	34.8	9.4
	PHYLLITE			N	Y	1410-310	70.2	1	2.7	877.1	2,368.2							
	PHYLLITE			N	Y	1415-301	6.5	1	2.7	80.6	217.7							
	PHYLLITE			N	Y	1410-310	6.6	1	2.7	82.9	223.8							
	PHYLLITE			N	Y	1370M1-6	34.1	1	2.7	425.9	1,149.9							
	????			N	N													
	MARBLE			N	Y		0.1	1	2.9	1.5	4.4							
	ORE	JB1	A	N	Y	1410-310	48.9	1	3.2	611.8	1,957.6	25.49	9.73	15.76	42.8	190.4	308.5	83.8
	ORE	JB1	A	N	Y	1415-301	53.6	1	3.2	669.9	2,143.6	25.49	9.73	15.76	42.8	208.5	337.8	91.7
	MARBLE			N	Y	1370-M1	9.1	1	2.9	113.5	329.2							
	MARBLE			N	Y	1340-420	3.9	1	2.9	48.9	141.7							
1362-1	ORE	J1	B	Y	N		15.1	1	3.2	189.0	604.8	15.55	6.40	9.15	28.0	38.7	55.3	16.9
1362-2	OXIDE	J1	B	Y	N		16.3	1	2.5	203.4	508.4	7.21	3.16	4.05	11.5	16.1	20.6	5.8
1362-3	LOWGRADE	J1	B	Y	N		14.7	1	3.2	183.8	588.0	7.17	6.41	0.76	40.5	37.7	4.5	23.8
1362-4	ORE	J1	B	Y	N		22.4	1	3.2	279.5	894.4	11.68	4.98	6.70	24.0	44.5	59.9	21.5
1362-5	ORE	JB1	A	N	N		113.4	1	3.2	1,417.4	4,535.6	25.49	9.73	15.76	42.8	441.2	714.7	194.1
1362-5A	ORE	JB1	A	N	N		6.5	1	3.2	80.9	258.8	25.49	9.73	15.76	42.8	25.2	40.8	11.1
1362-5B	ORE	JB1	A	N	N		4.4	1	3.2	54.9	175.6	25.49	9.73	15.76	42.8	17.1	27.7	7.5
1362-5C	ORE	JB1	A	N	N		16.4	1	3.2	205.4	657.2	25.49	9.73	15.76	42.8	63.9	103.6	28.1
1362-5D	ORE	JB1	A	Y	N		5.6	1	3.2	70.1	224.4	25.49	9.73	15.76	42.8	21.8	35.4	9.6

SECTION: 1362 Listing of ALL BLOCKS regardless of material, grade or classification

INVENTORY BLOCK NAME	MATERIAL TYPE	ORE ZONE NAME	CLASSIF. A=PROB+PROV B+POSSIBLE	THIN BLOCK ? (Y=<2.2m.)	MINING STATUS (Y=MINED)	MINING AREA NAME	BLOCK AREA IN SECTION (sq. m.)	STRIKE ADJUSTMENT (x12.5 m.)	IN-SITU DENSITY (tns/cu.m)	BLOCK VOLUME (cu. m.)	BLOCK TONNAGE (tonnes)	Pb+Zn GRADE (wt. %)	LEAD GRADE (wt. %)	ZINC GRADE (wt. %)	SILVER GRADE (gm/tn)	LEAD METAL (tonnes)	ZINC METAL (tonnes)	SILVER METAL (kg)
1362-5E	ORE	JB1	A	N	N		0.1	1	3.2	1.5	4.8	25.49	9.73	15.76	42.8	0.5	0.8	0.2
1362-6	ORE	JB1	B	N	N		27.4	1	3.2	342.0	1,094.4	25.49	9.73	15.76	42.8	106.5	172.5	46.8
1362-7	ORE	FW	B	N	N		62.0	1	3.2	775.3	2,480.8	12.45	5.20	7.25	32.9	129.0	179.9	81.6
1362-8	ORE	H1	A	N	N		24.3	1	3.2	303.8	972.0	16.59	6.73	9.87	33.2	65.4	95.9	32.3
1362-9	ORE	FW	A	N	N		84.4	1	3.2	1,054.5	3,374.4	15.23	7.11	8.13	33.2	239.8	274.2	112.2
1362-10	ORE	FW	B	Y	N		11.8	1	3.2	147.5	472.0	8.99	3.95	5.05	18.2	18.6	23.8	8.6
1362-11	LOWGRADE	H1	B	Y	N		10.8	1	3.2	134.5	430.4	1.51	0.20	1.31	0.4	0.9	5.6	0.2
1362-12	ORE	FW	B	N	N		43.8	0.8	3.2	437.5	1,400.0	12.12	2.11	10.02	63.6	29.5	140.2	89.0
1362-12A	ORE	FW	B	Y	N		19.6	0.8	3.2	196.1	627.5	12.12	2.11	10.02	63.6	13.2	62.9	39.9
1362-13	ORE	FW	B	Y	N		59.6	0.8	3.2	595.6	1,905.9	22.07	11.20	10.87	61.9	213.5	207.2	118.0
1362-14	LOWGRADE	FW	B	N	N		23.7	0.6	3.2	177.8	569.0	3.13	1.49	1.64	33.7	8.5	9.3	19.2
1362-15	ORE	FW	B	Y	N		72.9	0.8	3.2	728.8	2,332.2	13.48	4.85	8.63	22.7	113.2	201.3	53.0
1362-16	LOWGRADE	FW	B	N	N		84.3	0.8	3.2	843.0	2,697.6							
1362-17	LOWGRADE	FW	B	Y	N		9.0	1	3.2	112.5	360.0	3.09	0.93	2.16	22.7	3.3	7.8	8.2
1362-18	LOWGRADE	FW	B	N	N		147.8	1	3.2	1,847.6	5,912.4	3.08	0.72	2.36	16.4	42.6	139.3	96.7
1362-19	LOWGRADE	FW	B	Y	N		16.0	1	3.2	199.9	639.6	2.49	0.63	1.87	21.8	4.0	12.0	14.0
1362-21	ORE	FW	A	N	N		38.1	0.6	3.2	285.4	913.2	12.86	4.62	8.24	35.1	42.2	75.2	32.1
1362-22	LOWGRADE	FW	B	Y	N		8.3	1	3.2	103.4	330.8							
Totals and Averages for Section:			1362						3.1	15,228	47,295	11.75	4.60	7.16	27.0	2,174	3,385	1,276

SECTION: 1375 Listing of ALL BLOCKS regardless of material, grade or classification

INVENTORY BLOCK NAME	MATERIAL TYPE	ORE ZONE NAME	CLASSIF. A=PROB+PROV B+POSSIBLE	THIN BLOCK ? (Y=<2.2m.)	MINING STATUS (Y=MINEO)	MINING AREA NAME	BLOCK AREA IN SECTION (sq. m.)	STRIKE ADJUSTMENT (x12.5 m.)	IN-SITU DENSITY (tns/cu.m)	BLOCK VOLUME (cu. m.)	BLOCK TONNAGE (tonnes)	Pb+Zn GRADE (wt. %)	LEAD GRADE (wt. %)	ZINC GRADE (wt. %)	SILVER GRADE (gm/tn)	LEAD METAL (tonnes)	ZINC METAL (tonnes)	SILVER METAL (kg)
	ORE	FW	A	N	Y	1370-H1	27.3	1	3.2	341.3	1,092.0	12.66	5.20	7.46	68.0	56.8	81.4	74.3
	PHYLLITE			N	Y	1415-300	7.5	1	2.7	93.8	253.1							
	ORE	JB1	A	N	Y	1405	2.8	1	3.2	35.1	112.4	15.74	7.36	8.38	37.9	8.3	9.4	4.3
	MARBLE			N	Y	1415-306	18.4	1	2.9	229.5	665.6							
	MARBLE			N	Y	1415-300	4.2	1	2.9	52.1	151.2							
	ORE	JB1	A	N	Y	1415-300	9.9	1	3.2	123.4	394.8	15.74	7.36	8.38	37.9	29.0	33.1	15.0
	????			N	N			1										
	PHYLLITE			N	Y	1410-3795	20.7	1	2.7	258.4	697.6							
	PHYLLITE			N	Y	1415-306	1.4	1	2.7	17.6	47.6							
	ORE	JB1-L	A	N	Y	1410-3795	32.8	1	3.2	410.4	1,313.2	23.51	9.38	14.13	46.4	123.2	185.5	60.9
	PHYLLITE			N	Y	1370-H1	16.6	1	2.7	207.1	559.2							
	ORE	JB1	A	N	Y	1415-306	18.6	1	3.2	232.9	745.2	15.74	7.36	8.38	37.9	54.8	62.5	28.2
	MARBLE			N	Y	1340-420	2.6	1	2.9	32.6	94.6							
	MARBLE			N	Y	1405	5.8	1	2.9	71.9	208.4							
	PHYLLITE			N	Y	1410-3795	25.7	1	2.7	321.3	867.4							
	ORE	FW	A	N	Y	1340-420	20.8	1	3.2	259.6	830.8	11.59	3.70	7.90	91.7	30.7	65.6	76.2
	ORE	JB1	A	N	Y	1405	20.1	1	3.2	251.1	803.6	15.74	7.36	8.38	37.9	59.1	67.4	30.4
	PHYLLITE			N	Y	1405	19.6	1	2.7	245.4	662.5							
1375-1	ORE	J1	A	N	N		65.9	1	3.2	823.3	2,634.4	16.44	8.62	7.82	48.5	227.1	206.0	127.7
1375-2	OXIDE	J1	A	Y	N		16.6	1	2.5	207.5	518.8	1.61	0.48	1.13	2.5	2.5	5.8	1.3
1375-3	ORE	JB1	B	Y	N		28.7	1	3.2	358.5	1,147.2	15.74	7.36	8.38	37.9	84.4	96.2	43.5
1375-3A	ORE	JB1	A	N	N		14.6	1	3.2	182.4	583.6	15.74	7.36	8.38	37.9	42.9	48.9	22.1
1375-3B	ORE	JB1	A	N	N		55.5	1	3.2	693.1	2,218.0	15.74	7.36	8.38	37.9	163.2	185.9	84.0
1375-3C	ORE	JB1	A	N	N		11.1	1	3.2	139.1	445.2	15.74	7.36	8.38	37.9	32.8	37.3	16.9
1375-4	ORE	JB1-L	A	N	N		77.1	1	3.2	964.3	3,085.6	23.51	9.38	14.13	46.4	289.4	435.9	143.1
1375-4A	ORE	JB1-L	A	N	N		3.8	1	3.2	47.0	150.4	23.51	9.38	14.13	46.4	14.1	21.2	7.0
1375-5	ORE	FW	A	N	N		88.2	1	3.2	1,102.9	3,529.2	19.95	7.54	12.41	59.9	266.2	437.9	211.2

SECTION: 1375 Listing of ALL BLOCKS regardless of material, grade or classification

INVENTORY BLOCK NAME	MATERIAL TYPE	ORE ZONE NAME	CLASSIF. A=PROB+PROV B+POSSIBLE	THIN BLOCK ? (Y=<2.2m.)	MINING STATUS (Y=MINED)	MINING AREA NAME	BLOCK AREA IN SECTION (sq. m.)	STRIKE ADJUSTMENT (x12.5 m.)	IN-SITU DENSITY (tns/cu.m)	BLOCK VOLUME (cu. m.)	BLOCK TONNAGE (tonnes)	Pb+Zn GRADE (wt. %)	LEAD GRADE (wt. %)	ZINC GRADE (wt. %)	SILVER GRADE (gm/tn)	LEAD METAL (tonnes)	ZINC METAL (tonnes)	SILVER METAL (kg)
1375-5A	ORE	FW	A	N	N		35.7	1	3.2	445.6	1,426.0	19.95	7.54	12.41	59.9	107.5	176.9	85.4
1375-6	ORE	FW	A	N	N		38.4	1	3.2	479.9	1,535.6	12.66	5.20	7.46	68.0	79.9	114.5	104.4
1375-7	LOWGRADE	FW	A	N	N		17.4	1	3.2	217.1	694.8	0.04	0.03	0.01	15.4	0.2	0.1	10.7
1375-8	ORE	FW	A	N	N		147.8	1	3.2	1,847.5	5,912.0	11.59	3.70	7.90	91.7	218.5	466.9	542.0
1375-9	LOWGRADE	FW	A	N	N		50.3	1	3.2	628.5	2,011.2	3.46	2.21	1.25	138.9	44.5	25.1	279.4
1375-10	ORE	FW	B	N	N		8.6	1	3.2	107.9	345.2	17.21	7.42	9.79	36.0	25.6	33.8	12.4
1375-11	LOWGRADE	FW	B	N	N		16.9	1	3.2	210.9	674.8	1.35	0.88	0.47	58.9	5.9	3.2	39.7
1375-12	LOWGRADE	FW	B	N	N		60.9	1	3.2	761.8	2,437.6	2.08	1.94	0.14	210.6	47.4	3.3	513.4
1375-13	LOWGRADE	FW	A	N	N		136.5	1	3.2	1,705.6	5,458.0	1.58	0.96	0.61	82.1	52.5	33.5	448.3
1375-14	OXIDE	FW	B	N	N		26.6	1	2.5	331.9	829.7	0.56	0.19	0.37	4.9	1.6	3.1	4.1
1375-15	LOWGRADE	FW	B	N	N		48.1	1.2	3.2	721.8	2,309.8	5.44	2.39	3.05	21.5	55.2	70.4	49.7
1375-16	ORE	FW	A	Y	N		44.0	1	3.2	550.1	1,760.4	27.33	10.58	16.75	83.5	186.2	295.0	147.1
1375-17	LOWGRADE	FW	A	N	N		179.2	0.8	3.2	1,791.6	5,733.1	3.34	1.01	2.33	30.9	58.0	133.6	177.4
1375-18	ORE	FW	A	N	N		46.5	1	3.2	580.8	1,858.4	10.08	4.54	5.54	191.8	84.3	102.9	356.4
1375-19	LOWGRADE	FW	B	Y	N		5.5	1	3.2	68.9	220.4	2.73	1.77	0.96	15.3	3.9	2.1	3.4
Totals and Averages for Section:				1375					3.1	18,151	57,019	10.35	4.31	6.04	65.2	2,456	3,444	3,720

SECTION: 1387 Listing of ALL BLOCKS regardless of material, grade or classification

INVENTORY BLOCK NAME	MATERIAL TYPE	ORE ZONE NAME	CLASSIF. A=PROB+PROV B+POSSIBLE	THIN BLOCK ? (Y=<2.2m.)	MINING STATUS (Y=MINED)	MINING AREA NAME	BLOCK AREA IN SECTION (sq. m.)	STRIKE ADJUSTMENT (x12.5 m.)	IN-SITU DENSITY (tns/cu.m)	BLOCK VOLUME (cu. m.)	BLOCK TONNAGE (tonnes)	Pb+Zn GRADE (wt. %)	LEAD GRADE (wt. %)	ZINC GRADE (wt. %)	SILVER GRADE (gm/tn)	LEAD METAL (tonnes)	ZINC METAL (tonnes)	SILVER METAL (kg)
	ORE	FW	A	N	Y	1370-M1	18.9	0.8	3.2	189.1	605.1	14.54	6.37	8.17	43.7	38.5	49.4	26.4
	PHYLLITE			N	Y	1340-420	25.8	1	2.7	322.1	869.7							
	ORE	JB1	A	N	Y	1405	2.3	1	3.2	28.2	90.4	17.32	7.68	9.64	33.5	6.9	8.7	3.0
	ORE	JB1-L	A	N	Y	1405	19.7	1	3.2	246.1	787.6	17.05	6.94	10.12	38.1	54.6	79.7	30.0
	LOWGRADE	JB1	A	N	Y	1405	62.0	1	3.2	773.3	2,480.8	0.79	0.38	0.41	5.0	9.4	10.2	12.4
	????			N	N		0.0	1		0.5								
	ORE	JB1	A	N	Y	1415-300	21.6	1	3.2	270.0	864.0	17.32	7.68	9.64	33.5	66.4	83.3	29.0
	PHYLLITE			N	Y	1415-301	60.1	1	2.7	751.5	2,029.1							
	MARBLE			N	Y	1370-M1	0.8	1	2.9	9.8	28.3							
	ORE	JB1	A	N	Y	1415-306	44.0	1	3.2	550.4	1,761.2	17.32	7.68	9.64	33.5	135.3	169.7	59.0
	MARBLE			N	Y	1415-300	8.2	1	2.9	102.5	297.2							
	MARBLE			N	Y	1415-306	19.9	1	2.9	249.3	722.8							
	ORE	JB1	A	N	Y	1415-301	13.2	1	3.2	165.5	529.6	16.79	6.51	10.29	28.6	34.5	54.5	15.1
	ORE	FW	A	N	Y	1340-420	4.0	0.8	3.2	40.4	129.3	14.54	6.37	8.17	43.7	8.2	10.6	5.6
	MARBLE			N	Y	1405	3.5	1	2.9	43.1	125.1							
	MARBLE			N	Y	1370-M1	2.7	1	2.9	33.4	96.8							
1387-1	LOWGRADE	JB1	B	N	N		77.6	1	3.2	970.4	3,105.2	4.12	1.73	2.38	9.8	53.9	73.9	30.5
1387-2	ORE	JB1	B	Y	N		92.8	1	3.2	1,159.4	3,710.0	17.32	7.68	9.64	33.5	285.0	357.6	124.3
1387-2A	ORE	JB1	A	Y	N		3.5	1	3.2	44.0	140.8	17.32	7.68	9.64	33.5	10.8	13.6	4.7
1387-2B	ORE	JB1	A	Y	N		15.1	1	3.2	189.3	605.6	17.32	7.68	9.64	33.5	46.5	58.4	20.3
1387-3	LOWGRADE	JB1	A	N	N		15.0	1	3.2	187.1	598.8	0.79	0.38	0.41	5.0	2.3	2.5	3.0
1387-3A	LOWGRADE	JB1	A	N	N		6.5	1	3.2	80.6	258.0	0.79	0.38	0.41	5.0	1.0	1.1	1.3
1387-4	ORE	JB1-L	B	N	N		79.4	1	3.2	992.9	3,177.2	17.05	6.94	10.12	38.1	220.4	321.4	121.1
1387-5	LOWGRADE	JB1-L	B	N	N		22.0	0.8	3.2	220.1	704.3							
1387-6	ORE	JB1	A	N	N		45.0	1	3.2	562.3	1,799.2	16.79	6.51	10.29	28.6	117.1	185.1	51.4
1387-7	ORE	FW	B	N	N		95.8	0.8	3.2	958.1	3,065.9	19.44	7.09	12.35	54.0	217.4	378.7	165.7
1387-8	ORE	FW	B	N	N		146.4	0.6	3.2	1,098.2	3,514.3	20.49	8.15	12.34	46.7	286.3	433.6	164.1

SECTION: 1387 Listing of ALL BLOCKS regardless of material, grade or classification

INVENTORY BLOCK NAME	MATERIAL TYPE	ORE ZONE NAME	CLASSIF. A=PROB+PROV B-POSSIBLE	THIN BLOCK ? (Y=<2.2m.)	MINING STATUS (Y=MINED)	MINING AREA NAME	BLOCK AREA IN SECTION (sq. m.)	STRIKE ADJUSTMENT (x12.5 m.)	IN-SITU DENSITY (tns/cu.m)	BLOCK VOLUME (cu. m.)	BLOCK TONNAGE (tonnes)	Pb+Zn GRADE (wt. %)	LEAD GRADE (wt. %)	ZINC GRADE (wt. %)	SILVER GRADE (gm/tn)	LEAD METAL (tonnes)	ZINC METAL (tonnes)	SILVER METAL (kg)
1387-9	ORE	FW	B	N	N		205.7	0.8	3.2	2,057.3	6,583.4	14.54	6.37	8.17	43.7	419.0	538.0	287.5
1387-10	ORE	FW	B	Y	N		51.1	0.8	3.2	510.9	1,634.9	13.49	4.44	9.05	48.8	72.6	147.9	79.7
1387-11	LOWGRADE	FW	B	Y	N		79.0	1	3.2	988.0	3,161.6							
1387-12	ORE	FW	B	Y	N		30.4	1	3.2	380.1	1,216.4	13.89	7.10	6.79	91.0	86.4	82.6	110.7
1387-13	ORE	FW	B	Y	N		13.7	1	3.2	170.8	546.4	10.34	6.91	3.43	447.3	37.8	18.7	244.4
1387-14	LOWGRADE	FW	B	Y	N		40.8	1	3.2	510.0	1,632.0							
1387-15	LOWGRADE	FW	B	N	N		240.6	1.1	3.2	3,308.5	10,587.3	2.88	0.98	1.89	21.3	104.1	200.5	225.8
1387-16	LOWGRADE	FW	B	N	N		84.2	1	3.2	1,053.0	3,369.6	0.29	0.22	0.07	4.5	7.4	2.4	15.0
1387-17	ORE	FW	B	Y	N		67.8	0.7	3.2	593.1	1,897.8	12.60	2.59	10.01	49.1	49.1	189.9	93.2
1387-18	OXIDE	FW	B	N	N		13.2	1	2.5	165.1	412.8	0.92	0.36	0.56	10.2	1.5	2.3	4.2
1387-19	LOWGRADE	M2	B	Y	N		26.5	1	3.2	331.8	1,061.6	6.14	1.65	4.49	16.1	17.5	47.7	17.1
1387-20	ORE	M1	B	Y	N		17.7	1	3.2	220.6	706.0	26.11	8.36	17.75	58.5	59.0	125.3	41.3
1387-21	LOWGRADE	M1	B	Y	N		12.1	1	3.2	151.1	483.6							
1387-22	LOWGRADE	M1	B	Y	N		21.5	1	3.2	268.1	858.0	7.04	2.90	4.13	13.1	24.9	35.5	11.2
1387-23	ORE	M1	B	N	N		57.0	1	3.2	712.3	2,279.2	8.41	3.33	5.07	18.5	76.0	115.6	42.1
1387-24	ORE	J1	B	N	N		145.6	1	3.2	1,819.5	5,822.4	17.23	6.70	10.53	34.7	390.1	613.1	202.0
1387-25	ORE	JB1	B	N	N		89.4	1	3.2	1,117.6	3,576.4	16.79	6.51	10.29	28.6	232.7	367.9	102.2

Totals and Averages for Section: 1387 3.2 24,597 77,926 10.20 4.07 6.13 30.1 3,173 4,779 2,344

SECTION: 1400 Listing of ALL BLOCKS regardless of material, grade or classification

INVENTORY BLOCK NAME	MATERIAL TYPE	ORE ZONE	CLASSIF. A=PROB+PROV B+POSSIBLE	THIN BLOCK ? (Y=<2.2m.)	MINING STATUS (Y=MINED)	MINING AREA NAME	BLOCK AREA IN SECTION (sq. m.)	STRIKE ADJUSTMENT (x12.5 m.)	IN-SITU DENSITY (tns/cu.m)	BLOCK VOLUME (cu. m.)	BLOCK TONNAGE (tonnes)	Pb+Zn GRADE (wt. %)	LEAD GRADE (wt. %)	ZINC GRADE (wt. %)	SILVER GRADE (gm/tn)	LEAD METAL (tonnes)	ZINC METAL (tonnes)	SILVER METAL (kg)
MARBLE				N	Y	1415-301	0.3	1	2.9	3.5	10.2							
MARBLE				N	Y	1405	28.5	1	2.9	356.1	1,032.8							
PHYLLITE				N	Y	1340-420	16.9	1	2.7	211.2	570.4							
PHYLLITE				N	Y	1415-301	12.0	1	2.7	150.0	405.0							
PHYLLITE				N	Y	1415-306	10.5	1	2.7	131.8	355.7							
ORE	JB1-L	A		N	Y	1405	3.4	1.1	3.2	46.2	147.8	14.58	6.47	8.11	28.7	9.6	12.0	4.2
ORE	FW	A		N	Y	1340-FWS	52.2	0.8	3.2	521.9	1,670.1	16.92	6.18	10.74	43.0	103.2	179.4	71.8
PHYLLITE				N	Y	1405	4.6	1	2.7	57.3	154.6							
MARBLE				N	Y	1340-420	7.3	1	2.9	91.5	265.3							
????				N	N		92,882.6	1		*****								
MARBLE				N	Y	1415-300	8.7	1	2.9	108.4	314.3							
ORE	JB1-L	A		N	Y	1415-301	13.0	1.1	3.2	178.9	572.4	14.58	6.47	8.11	28.7	37.0	46.4	16.4
ORE	JB1-L	A		N	Y	1415-301	0.2	1.1	3.2	2.1	6.6	14.58	6.47	8.11	28.7	0.4	0.5	0.2
ORE	FW	A		N	Y	1370-M1	44.6	0.8	3.2	446.0	1,427.2	16.92	6.18	10.74	43.0	88.2	153.3	61.3
ORE	JB1	A		N	Y	1405	4.5	1	3.2	56.1	179.6	11.07	5.39	5.68	19.9	9.7	10.2	3.6
ORE	JB1	A		N	Y	1415-300	22.9	0.8	3.2	228.9	732.5	19.95	8.37	11.58	29.0	61.3	84.8	21.2
MARBLE				N	Y	1340-420	0.4	1	2.9	5.3	15.2							
MARBLE				N	Y	1340-FWS	1.1	1	2.9	14.0	40.6							
PHYLLITE				N	Y	1340-FWS	5.3	1	2.7	65.9	177.9							
MARBLE				N	Y	1415-301	5.3	1	2.9	66.6	193.2							
ORE	JB1	A		N	Y	1415-306	12.0	0.8	3.2	119.7	383.0	19.95	8.37	11.58	29.0	32.0	44.4	11.1
PHYLLITE				N	Y	1415-300	4.9	1	2.7	60.9	164.4							
MARBLE				N	Y	1370-M1	4.7	1	2.9	58.9	170.7							
1400-1	ORE	JB1	A	N	N		50.6	0.8	3.2	506.3	1,620.2	19.95	8.37	11.58	29.0	135.5	187.6	46.9
1400-1A	ORE	JB1	B	Y	N		13.3	1	3.2	165.6	530.0	19.95	8.37	11.58	29.0	44.3	61.4	15.4
1400-2	OXIDE	JB1	B	N	N		17.0	1	2.5	212.9	532.2	14.40	5.88	8.52	13.4	31.3	45.3	7.1
1400-3	LOWGRADE	JB1	B	N	N		6.8	1	3.2	85.4	273.2							

SECTION: 1400 Listing of ALL BLOCKS regardless of material, grade or classification

INVENTORY BLOCK NAME	MATERIAL TYPE	ORE ZONE NAME	CLASSIF. A=PROB+PROV B+POSSIBLE	THIN BLOCK ? (Y=<2.2m.)	MINING STATUS (Y=MINED)	MINING AREA NAME	BLOCK AREA IN SECTION (sq. m.)	STRIKE ADJUSTMENT (x12.5 m.)	IN-SITU DENSITY (tns/cu.m)	BLOCK VOLUME (cu. m.)	BLOCK TONNAGE (tonnes)	Pb+Zn GRADE (wt. %)	LEAD GRADE (wt. %)	ZINC GRADE (wt. %)	SILVER GRADE (gm/tn)	LEAD METAL (tonnes)	ZINC METAL (tonnes)	SILVER METAL (kg)
1400-4	ORE	JB1	A	Y	N		25.1	1	3.2	313.5	1,003.2	11.07	5.39	5.68	19.9	54.1	57.0	20.0
1400-7	ORE	JB1-L	A	N	N		107.6	1.1	3.2	1,479.5	4,734.4	14.58	6.47	8.11	28.7	306.4	383.9	136.0
1400-7A	ORE	JB1-L	A	Y	N		0.5	1.1	3.2	6.6	21.1	14.58	6.47	8.11	28.7	1.4	1.7	0.6
1400-7B	ORE	JB1-L	A	Y	N		0.0	1.1	3.2	0.3	0.9	14.58	6.47	8.11	28.7	0.1	0.1	0.0
1400-8	ORE	FW	A	Y	N		25.1	1	3.2	313.4	1,002.8	23.42	6.80	16.63	43.1	68.2	166.7	43.2
1400-9	ORE	FW	A	N	N		151.3	0.7	3.2	1,323.7	4,235.8	13.96	4.01	9.95	68.4	169.7	421.7	289.6
1400-10	ORE	FW	A	Y	N		13.3	1	3.2	165.6	530.0	14.50	5.89	8.61	28.4	31.2	45.6	15.0
1400-11	ORE	FW	A	N	N		228.7	0.8	3.2	2,287.3	7,319.4	16.92	6.18	10.74	43.0	452.3	786.2	314.6
1400-12	LOWGRADE	FW	B	N	N		137.3	1	3.2	1,715.6	5,490.0	2.30	0.75	1.55	10.1	41.2	85.1	55.4
1400-13	LOWGRADE	FW	B	N	N		177.4	1	3.2	2,217.4	7,095.6	0.87	0.32	0.55	58.7	22.7	39.0	416.5
1400-14	LOWGRADE	M1	B	Y	N		9.9	1	3.2	123.3	394.4	3.61	2.07	1.53	13.0	8.2	6.0	5.1
1400-15	ORE	FW	A	N	N		78.5	0.8	3.2	784.8	2,511.4	19.54	6.26	13.28	1606.8	157.2	333.5	4,035.3
1400-16	ORE	JB1	B	Y	N		56.2	1	3.2	701.9	2,246.0	18.01	7.50	10.51	33.8	168.4	236.0	75.9
1400-17	LOWGRADE	JB1	A	Y	N		9.3	1	3.2	116.8	373.6	1.20	0.46	0.73	1.7	1.7	2.7	0.6
1400-18	LOWGRADE	FW	B	N	N		81.4	1	3.2	1,017.4	3,255.6	4.11	1.65	2.46	22.0	53.6	80.2	71.7

Totals and Averages for Section:

1400

0.0 1,177,550

52,159

10.66

4.00

6.65

110.0

2,089

3,471

5,739

SECTION: 1412 Listing of ALL BLOCKS regardless of material, grade or classification

INVENTORY BLOCK NAME	MATERIAL TYPE	ORE ZONE NAME	CLASSIF. A=PROB+PROV B+POSSIBLE	THIN BLOCK ? (Y=<2.2m.)	MINING STATUS (Y=MINED)	MINING AREA NAME	BLOCK AREA IN SECTION (sq. m.)	STRIKE ADJUSTMENT (x12.5 m.)	IN-SITU DENSITY (tns/cu.m)	BLOCK VOLUME (cu. m.)	BLOCK TONNAGE (tonnes)	Pb+Zn GRADE (wt. %)	LEAD GRADE (wt. %)	ZINC GRADE (wt. %)	SILVER GRADE (gm/tn)	LEAD METAL (tonnes)	ZINC METAL (tonnes)	SILVER METAL (kg)
	ORE	FW	A	N	Y	1340-FWS	11.2	0.8	3.2	111.5	356.8	19.75	6.01	13.74	59.4	21.4	49.0	21.2
	????			N	N		0.1	1		1.8								
	PHYLLITE			N	Y	1415-301	18.0	1	2.7	224.8	606.8							
	MARBLE			N	Y	1415-300	28.6	1	2.9	357.4	1,036.4							
	ORE	JB1	A	N	Y	1415-301	18.9	0.8	3.2	189.4	606.1	21.59	9.25	12.34	49.0	56.1	74.8	29.7
	PHYLLITE			N	Y	1340-420	9.0	1	2.7	112.0	302.4							
	LOWGRADE	JB1	A	N	Y	1415-300	12.0	1	3.2	149.6	478.8	7.61	2.39	5.22	10.5	11.4	25.0	5.0
	PHYLLITE			N	Y	1405	12.4	1	2.7	155.5	419.9							
	MARBLE			N	Y	1415-LOOP	4.0	1	2.9	50.5	146.5							
	PHYLLITE			N	Y	1340-FWS	14.8	1	2.7	184.5	498.2							
	MARBLE			N	Y	1405	3.5	1	2.9	43.8	126.9							
	PHYLLITE			N	Y	1415-LOOP	28.1	1	2.7	350.9	947.4							
	ORE	FW	A	N	Y	1370-M1	22.0	1	3.2	274.5	878.4	13.28	4.27	9.01	31.0	37.5	79.1	27.2
	PHYLLITE			N	Y	1370-M1	16.9	1	2.7	210.9	569.4							
	MARBLE			N	Y	1370-M1	1.3	1	2.9	16.5	47.9							
	MARBLE			N	Y	1415-301	14.3	1	2.9	178.9	518.7							
	ORE	FW	A	N	Y	1340-420	10.2	0.8	3.2	102.4	327.7	27.44	5.09	22.35	86.7	16.7	73.2	28.4
	MARBLE			N	Y	1340-FWS	2.1	1	2.9	26.5	76.9							
	MARBLE			N	Y	1405	25.3	1	2.9	316.8	918.6							
	MARBLE			N	Y	1340-420	10.7	1	2.9	133.5	387.2							
1412-1	ORE	JB1	B	N	N		35.5	1	3.2	444.0	1,420.8	32.21	14.71	17.50	67.4	209.0	248.6	95.8
1412-2	LOWGRADE	JB1	B	Y	N		19.6	1	3.2	245.1	784.4	7.89	3.14	4.75	16.9	24.6	37.3	13.3
1412-3	LOWGRADE	JB1	A	Y	N		33.1	1	3.2	413.8	1,324.0	7.61	2.39	5.22	10.5	31.6	69.1	13.9
1412-4	LOWGRADE	JB1	B	N	N		27.7	1	3.2	346.3	1,108.0							
1412-5	ORE	JB1	B	N	N		82.2	0.8	3.2	822.0	2,630.4	21.59	9.25	12.34	49.0	243.3	324.7	129.0
1412-6	ORE	FW	B	N	N		47.2	1	3.2	589.8	1,887.2	13.28	4.27	9.01	31.0	80.6	170.0	58.5
1412-7	ORE	M1	B	N	N		53.6	1	3.2	670.1	2,144.4	10.95	4.53	6.43	22.6	97.0	137.9	48.5

SECTION: 1412 Listing of ALL BLOCKS regardless of material, grade or classification

INVENTORY MATERIAL BLOCK NAME	ORE TYPE	ZONE	CLASSIF. A=PROB+PROV B+POSSIBLE	THIN BLOCK ? (Y=<2.2m.)	MINING STATUS (Y=MINED)	MINING AREA NAME	BLOCK AREA IN SECTION (sq. m.)	STRIKE ADJUSTMENT (x12.5 m.)	IN-SITU DENSITY (tns/cu.m)	BLOCK VOLUME (cu. m.)	BLOCK TONNAGE (tonnes)	Pb+Zn GRADE (wt. %)	LEAD GRADE (wt. %)	ZINC GRADE (wt. %)	SILVER GRADE (gm/tn)	LEAD METAL (tonnes)	ZINC METAL (tonnes)	SILVER METAL (kg)
1412-8	ORE	H1	B	N	N		30.8	1	3.2	385.1	1,232.4	31.00	8.27	22.73	49.1	102.0	280.1	60.5
1412-9	ORE	H2	B	Y	N		13.9	1	3.2	174.3	557.6	13.89	5.91	7.98	30.1	32.9	44.5	16.8
1412-10	ORE	FW	A	N	N		83.4	0.8	3.2	833.7	2,667.8	27.44	5.09	22.35	86.7	135.8	596.3	231.3
1412-10A	ORE	FW	A	Y	N		4.2	0.8	3.2	41.6	133.1	27.44	5.09	22.35	86.7	6.8	29.8	11.5
1412-11	LOWGRADE	FW	B	N	N		192.6	0.8	3.2	1,926.3	6,164.2	4.11	1.65	2.46	22.0	101.4	151.8	135.8
1412-12	ORE	FW	B	N	N		236.3	0.8	3.2	2,363.2	7,562.2	19.75	6.01	13.74	59.4	454.5	1,039.1	448.9
Totals and Averages for Section:				1412					3.1	12,447	38,867	13.10	4.28	8.83	35.4	1,663	3,430	1,375

SECTION: 1425 Listing of ALL BLOCKS regardless of material, grade or classification

INVENTORY BLOCK NAME	MATERIAL TYPE	ORE ZONE	CLASSIF. A=PROB+PROV B+POSSIBLE	THIN BLOCK ? (Y=<2.2m.)	MINING STATUS (Y=MINED)	MINING AREA NAME	BLOCK AREA IN SECTION (sq. m.)	STRIKE ADJUSTMENT (x12.5 m.)	IN-SITU DENSITY (tns/cu.m)	BLOCK VOLUME (cu. m.)	BLOCK TONNAGE (tonnes)	Pb+Zn GRADE (wt. %)	LEAD GRADE (wt. %)	ZINC GRADE (wt. %)	SILVER GRADE (gm/tn)	LEAD METAL (tonnes)	ZINC METAL (tonnes)	SILVER METAL (kg)
	LOWGRADE ORE	JB1	A	N	Y	1405	7.2	1	3.2	89.8	287.2	3.41	1.40	2.01	10.0	4.0	5.8	2.9
	PHYLLITE			N	Y	1415-100	46.2	1	3.2	576.9	1,846.0	20.99	6.46	14.53	28.0	119.2	268.2	51.7
	ORE	JB1	A	N	Y	1415-301	11.3	1	2.7	141.4	381.7							
	PHYLLITE			N	Y	1415-301	16.5	0.8	3.2	164.8	527.4	8.45	3.52	4.93	16.0	18.6	26.0	8.5
	MARBLE			N	Y	1340-FWS	32.0	1	2.7	399.9	1,079.7							
	ORE	JB1	A	N	Y	1415-300	15.3	1	2.9	191.0	553.9							
	MARBLE			N	Y	1415-300	44.8	1	3.2	560.0	1,792.0	20.99	6.46	14.53	28.0	115.7	260.3	50.2
	PHYLLITE			N	Y	1340-420	4.8	1	2.9	59.5	172.5							
	MARBLE			N	Y	1415-301	17.7	1	2.7	220.6	595.7							
	PHYLLITE			N	Y	1340-202	17.1	1	2.9	213.6	619.5							
	MARBLE			N	Y	1370-M1	21.0	1	2.9	262.5	761.3							
	PHYLLITE			N	Y	1405	2.9	1	2.9	36.8	106.6							
	MARBLE			N	Y	1415-LOOP	17.3	1	2.7	216.6	584.9							
	PHYLLITE			N	Y	1405	12.9	1	2.7	161.6	436.4							
	MARBLE			N	Y	1415-100	3.2	1	2.9	39.6	114.9							
	ORE	H1	A	N	Y	1340-202	10.8	0.8	3.2	108.0	345.6	12.86	5.39	7.47	23.7	18.6	25.8	8.2
	PHYLLITE			N	Y	1340-202	19.1	1	2.7	239.3	646.0							
	????			N	N		0.7	1		9.0								
	PHYLLITE			N	Y	1340-420	20.5	1	2.7	256.5	692.6							
	ORE	FW	A	N	Y	1340-FWS	40.0	0.9	3.2	450.2	1,440.7	24.50	4.58	19.92	121.3	66.0	287.0	174.7
	????			N	N		39,515.9	1		493,948.9								
	MARBLE			N	Y		0.2	1	2.9	2.4	6.9							
	ORE	JB1	A	N	Y	1405	6.9	1	3.2	85.6	274.0	8.33	3.64	4.69	20.7	10.0	12.9	5.7
	PHYLLITE			N	Y	1415-300	3.4	1	2.7	42.0	113.4							
1425-1	LOWGRADE	JB1-L	B	N	N		13.5	1	3.2	168.1	538.0	3.90	1.58	2.32	10.0	8.5	12.5	5.4
1425-2	ORE	UNKN	A	Y	N		23.4	1	3.2	292.5	936.0	12.59	3.25	9.34	17.2	30.4	87.4	16.1
1425-3	LOWGRADE	JB1	B	N	N		77.5	1	3.2	968.4	3,098.8	1.92	1.08	0.84	6.0	33.5	26.0	18.6

SECTION: 1425 Listing of ALL BLOCKS regardless of material, grade or classification

INVENTORY BLOCK NAME	MATERIAL TYPE	ORE ZONE NAME	CLASSIF. A=PROB+PROV B+POSSIBLE	THIN BLOCK ? (Y=<2.2m.)	MINING STATUS (Y=MINED)	MINING AREA NAME	BLOCK AREA IN SECTION (sq. m.)	STRIKE ADJUSTMENT (x12.5 m.)	IN-SITU DENSITY (tns/cu.m)	BLOCK VOLUME (cu. m.)	BLOCK TONNAGE (tonnes)	Pb+Zn GRADE (wt. %)	LEAD GRADE (wt. %)	ZINC GRADE (wt. %)	SILVER GRADE (gm/tn)	LEAD METAL (tonnes)	ZINC METAL (tonnes)	SILVER METAL (kg)
1425-4	ORE	JB1	A	N	N		38.1	1	3.2	476.5	1,524.8	20.99	6.46	14.53	28.0	98.5	221.5	42.7
1425-4A	ORE	JB1	B	Y	N		5.1	1	3.2	63.2	202.4	20.99	6.46	14.53	28.0	13.1	29.4	5.7
1425-4B	ORE	JB1	B	Y	N		27.9	1	3.2	349.0	1,116.8	20.99	6.46	14.53	28.0	72.1	162.3	31.3
1425-5	ORE	M1	A	N	N		53.3	0.8	3.2	533.2	1,706.2	12.86	5.39	7.47	23.7	92.0	127.5	40.5
1425-5A	ORE	M1	A	N	N		12.6	0.8	3.2	126.2	403.8	12.86	5.39	7.47	23.7	21.8	30.2	9.6
1425-6	ORE	FW	A	N	N		122.8	0.9	3.2	1,381.6	4,421.2	18.55	5.71	12.84	42.4	252.5	567.9	187.2
1425-7	ORE	JB1-L	A	N	N		56.2	0.9	3.2	631.8	2,021.8	17.65	7.48	10.18	39.0	151.2	205.8	78.8
1425-8	ORE	JB1	A	N	N		46.7	1	3.2	584.3	1,869.6	19.57	7.68	11.89	33.9	143.6	222.3	63.3
1425-9	ORE	M1	B	N	N		18.0	1	3.2	224.5	718.4	27.08	10.87	16.21	45.4	78.1	116.5	32.6
1425-10	ORE	FW	A	Y	N		86.0	1	3.2	1,074.5	3,438.4	13.82	3.83	9.99	81.3	131.7	343.4	279.5
1425-11	LOWGRADE	FW	B	N	N		67.5	1	3.2	844.0	2,700.8	0.80	0.42	0.38	12.0	11.3	10.3	32.4
1425-12	LOWGRADE	JB1	A	Y	N		3.6	1	3.2	44.4	142.0	3.41	1.40	2.01	10.0	2.0	2.9	1.4
1425-12A	LOWGRADE	JB1	A	Y	N		0.1	1	3.2	0.9	2.8	3.41	1.40	2.01	10.0	0.0	0.1	0.0
1425-13	ORE	JB1	A	Y	N		4.2	1	3.2	52.3	167.2	8.33	3.64	4.69	20.7	6.1	7.8	3.5
1425-13A	ORE	JB1	B	Y	N		12.2	1	3.2	151.9	486.0	8.33	3.64	4.69	20.7	17.7	22.8	10.1
1425-14	ORE	FW	B	N	N		19.2	1	3.2	239.6	766.8	15.61	5.53	10.08	22.8	42.4	77.3	17.5
1425-15	ORE	JB1	A	N	N		87.7	0.8	3.2	877.3	2,807.4	8.45	3.52	4.93	16.0	98.9	138.3	45.0
1425-16	ORE	M1	B	Y	N		6.5	1	3.2	81.8	261.6	16.27	8.42	7.85	51.3	22.0	20.5	13.4
1425-17	LOWGRADE	M2	B	N	N		84.9	1	3.2	1,061.6	3,397.2	2.71	1.33	1.38	5.6	45.3	46.8	19.0
1425-18	ORE	M2	B	Y	N		21.2	1	3.2	264.6	846.8	17.00	6.36	10.63	27.9	53.9	90.0	23.6
1425-19	ORE	M2	B	Y	N		16.5	1	3.2	206.0	659.2	10.81	4.21	6.60	27.6	27.8	43.5	18.2
1425-20	LOWGRADE	M2	B	Y	N		9.2	1	3.2	114.8	367.2							
1425-21	LOWGRADE	M2	B	Y	N		11.2	1	3.2	140.5	449.6							
1425-22	OXIDE	JB1	B	N	N		70.6	1	2.5	882.3	2,205.6							
1425-23	ORE	FW	A	N	N		88.4	0.9	3.2	994.5	3,182.4	24.50	4.58	19.92	121.3	145.8	633.9	385.9
1425-23A	ORE	FW	A	N	N		4.4	0.9	3.2	49.6	158.8	24.50	4.58	19.92	121.3	7.3	31.6	19.3
1425-24	LOWGRADE	JB1-L	B	N	N		19.2	1	3.2	240.3	768.8							

SECTION: 1425 Listing of ALL BLOCKS regardless of material, grade or classification

INVENTORY BLOCK NAME	MATERIAL TYPE	ORE ZONE NAME	CLASSIF. A=PROB+PROV B+POSSIBLE	THIN BLOCK ? (Y=<2.2m.)	MINING STATUS (Y=MINED)	MINING AREA NAME	BLOCK AREA IN SECTION (sq. m.)	STRIKE ADJUSTMENT (x12.5 m.)	IN-SITU DENSITY (tns/cu.m)	BLOCK VOLUME (cu. m.)	BLOCK TONNAGE (tonnes)	Pb+Zn GRADE (wt. %)	LEAD GRADE (wt. %)	ZINC GRADE (wt. %)	SILVER GRADE (gm/tn)	LEAD METAL (tonnes)	ZINC METAL (tonnes)	SILVER METAL (kg)
1425-25	ORE	JB1-L	A	N	N		41.4	1	3.2	518.0	1,657.6	19.02	8.13	10.89	42.5	134.8	180.4	70.5
Totals and Averages for Section:			1425						0.1	512,114	56,403	11.42	3.71	7.70	31.4	2,094	4,345	1,773

SECTION: 1437 Listing of ALL BLOCKS regardless of material, grade or classification

INVENTORY BLOCK NAME	MATERIAL TYPE	ORE ZONE NAME	CLASSIF. A=PROB+PROV B+POSSIBLE	THIN BLOCK ? (Y=<2.2m.)	MINING STATUS (Y=MINED)	MINING AREA NAME	BLOCK AREA IN SECTION (sq. m.)	STRIKE ADJUSTMENT (x12.5 m.)	IN-SITU DENSITY (tns/cu.m)	BLOCK VOLUME (cu. m.)	BLOCK TONNAGE (tonnes)	Pb+Zn GRADE (wt. %)	LEAD GRADE (wt. %)	ZINC GRADE (wt. %)	SILVER GRADE (gm/tn)	LEAD METAL (tonnes)	ZINC METAL (tonnes)	SILVER METAL (kg)
ORE		JB1	A	N	Y	1415-100	24.5	1	3.2	306.5	980.8	13.52	5.24	8.27	40.8	51.4	81.1	40.0
ORE		JB1	A	N	Y	1415-300	23.8	1	3.2	297.8	952.8	13.52	5.24	8.27	40.8	50.0	78.8	38.9
MARBLE				N	Y	1340202A	9.2	1	2.9	114.6	332.4							
ORE		FW	A	N	Y	1370-M1	39.8	1	3.2	498.0	1,593.6	21.71	5.04	16.67	104.9	80.2	265.7	167.1
PHYLLITE				N	Y	1370-M1	3.0	1	2.7	36.9	99.6							
ORE		M2	A	N	Y	1340202A	3.0	1	3.2	37.3	119.2	11.46	3.93	7.53	26.8	4.7	9.0	3.2
PHYLLITE				N	Y	1415-300	1.5	1	2.7	18.5	50.0							
PHYLLITE				N	Y	1340202A	3.2	1	2.7	39.8	107.3							
PHYLLITE				N	Y	1340202B	2.4	1	2.7	30.4	82.0							
PHYLLITE				N	Y	1340-FWN	2.0	1	2.7	24.9	67.2							
PHYLLITE				N	Y	1415-200	23.8	1	2.7	297.0	801.9							
ORE		M2	A	N	Y	1340-202	3.5	1	3.2	43.6	139.6	15.66	5.07	10.59	25.5	7.1	14.8	3.6
PHYLLITE				N	Y	1340-202	4.4	1	2.7	54.6	147.5							
PHYLLITE				N	Y	1340202A	35.5	1	2.7	443.8	1,198.1							
MARBLE				N	Y	1340-202	32.7	1	2.9	408.8	1,185.4							
ORE		M2	A	N	Y	1340-202	17.2	1	3.2	214.4	686.0	18.44	7.80	10.64	37.8	53.5	73.0	25.9
MARBLE				N	Y	1340-FWN	18.5	1	2.9	231.1	670.3							
ORE		JB1	A	N	Y	1415-LOOP	10.0	1	3.2	124.4	398.0	15.07	6.09	8.97	25.4	24.3	35.7	10.1
MARBLE				N	Y	1340-202	41.6	1	2.9	520.3	1,508.7							
ORE		M2	A	N	Y	1340-202	28.9	1	3.2	361.4	1,156.4	18.44	7.80	10.64	37.8	90.2	123.0	43.7
PHYLLITE				N	Y	1340-202	6.5	1	2.7	81.6	220.4							
PHYLLITE				N	Y	1415-LOOP	16.1	1	2.7	201.3	543.4							
PHYLLITE				N	Y	1340-202	22.6	1	2.7	282.9	763.8							
ORE		JB2-W	A	N	Y	1340202B	5.5	1	3.2	68.5	219.2	12.60	5.49	7.11	21.6	12.0	15.6	4.7
MARBLE				N	Y	1340202A	3.3	1	2.9	41.4	120.0							
ORE		M1	A	N	Y	1340202A	3.5	0.7	3.2	30.6	98.0	17.21	7.08	10.12	32.1	6.9	9.9	3.1
MARBLE				N	Y	1340202B	14.0	1	2.9	175.5	509.0							

SECTION: 1437 Listing of ALL BLOCKS regardless of material, grade or classification

INVENTORY BLOCK NAME	MATERIAL TYPE	ORE ZONE NAME	CLASSIF. A=PROB+PROV B+POSSIBLE	THIN BLOCK ? (Y=<2.2m.)	MINING STATUS (Y=MINED)	MINING AREA NAME	BLOCK AREA IN SECTION (sq. m.)	STRIKE ADJUSTMENT (x12.5 m.)	IN-SITU DENSITY (tns/cu.m)	BLOCK VOLUME (cu. m.)	BLOCK TONNAGE (tonnes)	Pb+Zn GRADE (wt. %)	LEAD GRADE (wt. %)	ZINC GRADE (wt. %)	SILVER GRADE (gm/tn)	LEAD METAL (tonnes)	ZINC METAL (tonnes)	SILVER METAL (kg)
	ORE	M2	A	N	Y	1340202A	11.8	1	3.2	147.8	472.8	11.46	3.93	7.53	26.8	18.6	35.6	12.7
	????			N	N		6.1	1		75.9								
	ORE	FW	A	N	Y	1340-FWN	21.7	1	3.2	271.4	868.4	21.71	5.04	16.67	104.9	43.7	144.8	91.1
	MARBLE			N	Y	1415-100	3.2	1	2.9	39.8	115.3							
	ORE	M2	A	N	Y	1340-202	14.1	1	3.2	176.3	564.0	10.34	3.16	7.18	19.0	17.8	40.5	10.7
1437-1	ORE	JB1	A	N	N		71.4	1	3.2	892.3	2,855.2	13.52	5.24	8.27	40.8	149.7	236.2	116.4
1437-1A	ORE	JB1	A	N	N		69.2	1	3.2	865.5	2,769.6	13.52	5.24	8.27	40.8	145.3	229.1	112.9
1437-2	ORE	JB1	A	Y	N		42.9	1	3.2	536.4	1,716.4	21.39	8.48	12.91	35.0	145.6	221.6	60.0
1437-3	LOWGRADE	JB1-L	A	Y	N		17.1	1	3.2	213.4	682.8	7.55	3.13	4.42	16.8	21.4	30.2	11.5
1437-4	ORE	FW	A	N	N		210.8	1	3.2	2,635.4	8,433.2	21.71	5.04	16.67	104.9	424.7	1,406.1	884.3
1437-4A	ORE	FW	A	N	N		27.6	1	3.2	344.5	1,102.4	21.71	5.04	16.67	104.9	55.5	183.8	115.6
1437-5	LOWGRADE	FW	A	N	N		160.1	0.8	3.2	1,601.2	5,123.8	5.29	2.30	2.99	110.0	117.8	153.1	563.6
1437-6	LOWGRADE	JB1	B	N	N		28.4	1	3.2	354.5	1,134.4	3.20	1.36	1.84	6.8	15.5	20.9	7.7
1437-7	ORE	JB1-L	B	Y	N		42.9	1	3.2	536.4	1,716.4	15.73	6.20	9.53	27.0	106.4	163.6	46.3
1437-8	ORE	M2	A	N	N		157.4	0.7	3.2	1,377.5	4,408.0	8.21	3.86	4.35	131.9	170.2	191.6	581.4
1437-9	LOWGRADE	JB1	A	Y	N		9.4	1	3.2	117.0	374.4	7.00	3.11	3.89	14.2	11.6	14.6	5.3
1437-10	ORE	JB1	A	N	N		27.8	1	3.2	347.0	1,110.4	15.07	6.09	8.97	25.4	67.7	99.6	28.2
1437-11	ORE	JB1-L	A	N	N		102.2	0.7	3.2	894.3	2,861.9	12.44	4.72	7.72	21.9	135.1	220.8	62.8
1437-12	LOWGRADE	JB1-L	B	N	N		10.6	1	3.2	133.0	425.6	3.48	1.47	2.01	10.6	6.2	8.6	4.5
1437-13	LOWGRADE	JB1-L	B	N	N		8.4	1	3.2	104.5	334.4							
1437-14	ORE	M2	A	N	N		22.1	1	3.2	275.8	882.4	11.46	3.93	7.53	26.8	34.7	66.5	23.7
1437-14	ORE	M2	A	N	N		4.1	1	3.2	50.9	162.8	11.46	3.93	7.53	26.8	6.4	12.3	4.4
1437-14B	PHYLLITE			N	N		2.8	1	2.7	34.5	93.2							
1437-15	ORE	H1	A	N	N		124.5	0.7	3.2	1,089.6	3,486.8	17.21	7.08	10.12	32.1	246.9	353.0	112.1
1437-16	LOWGRADE	FW	B	N	N		141.2	0.7	3.2	1,235.3	3,953.0	3.31	1.10	2.20	14.8	43.6	87.1	58.5
1437-17	ORE	M2	A	N	N		1.4	1	3.2	17.4	55.6	10.34	3.16	7.18	19.0	1.8	4.0	1.1
1437-18	ORE	FW	A	N	N		110.5	1	3.2	1,381.1	4,419.6	21.70	8.88	12.82	34.4	392.5	566.7	152.0

SECTION: 1437 Listing of ALL BLOCKS regardless of material, grade or classification

INVENTORY BLOCK NAME	MATERIAL TYPE	ORE ZONE NAME	CLASSIF. A=PROB+PROV B+POSSIBLE	THIN BLOCK ? (Y=<2.2m.)	MINING STATUS (Y=MINED)	MINING AREA NAME	BLOCK AREA IN SECTION (sq. m.)	STRIKE ADJUSTMENT (x12.5 m.)	IN-SITU DENSITY (tns/cu.m)	BLOCK VOLUME (cu. m.)	BLOCK TONNAGE (tonnes)	Pb+Zn GRADE (wt. %)	LEAD GRADE (wt. %)	ZINC GRADE (wt. %)	SILVER GRADE (gm/tn)	LEAD METAL (tonnes)	ZINC METAL (tonnes)	SILVER METAL (kg)	
1437-19	LOWGRADE	FW	B	N	N		8.1	1	3.2	101.8	325.6								
1437-20	ORE	FW	B	N	N		25.0	1	3.2	312.5	1,000.0	4.25	1.46	2.79	11.7	14.6	27.9	11.7	
1437-21	LOWGRADE	FW	B	N	N		53.8	1	3.2	672.3	2,151.2	4.56	1.79	2.77	20.8	38.5	59.6	44.7	
1437-22	ORE	JB2-W	A	Y	N		3.7	1	3.2	46.4	148.4	12.60	5.49	7.11	21.6	8.1	10.5	3.2	
1437-22A	ORE	JB2-W	A	Y	N		3.3	1	3.2	41.5	132.8	12.60	5.49	7.11	21.6	7.3	9.4	2.9	
1437-23	OXIDE	JB1	B	N	N		13.7	1	2.5	171.6	429.1	26.42	11.47	14.95	46.2	49.2	64.1	19.8	
1437-24	LOWGRADE	JB1-L	B	Y	N		3.9	1	3.2	48.4	154.8	4.60	1.92	2.68	6.5	3.0	4.2	1.0	
1437-25	LOWGRADE	FW	B	N	N		51.0	1	3.2	637.8	2,040.8	7.19	2.59	4.60	13.9	52.9	93.9	28.4	
1437-26	LOWGRADE	JB1	B	Y	N		90.6	1	3.2	1,132.5	3,624.0								
1437-27	ORE	FW	B	N	N		73.5	1	3.2	919.3	2,941.6	21.71	5.04	16.67	104.9	148.1	490.5	308.5	
1437-28	ORE	M2	A	N	N		41.1	1	3.2	514.3	1,645.6	15.66	5.07	10.59	25.5	83.4	174.3	42.0	
1437-29	ORE	M2	A	N	N		14.9	1	3.2	186.1	595.6	15.66	5.07	10.59	25.5	30.2	63.1	15.2	
1437-29A	ORE	M2	A	N	N		1.4	1	3.2	18.0	57.6	15.66	5.07	10.59	25.5	2.9	6.1	1.5	
1437-31	LOWGRADE	JB1-L	B	N	N		7.5	1	3.2	93.5	299.2								
Totals and Averages for Section:							1437			3.1	25,630	80,419	11.69	3.98	7.71	48.3	3,197	6,201	3,886

SECTION: 1450 Listing of ALL BLOCKS regardless of material, grade or classification

INVENTORY BLOCK NAME	MATERIAL TYPE	ORE ZONE NAME	CLASSIF. A=PROB+PROV B+POSSIBLE	THIN BLOCK ? (Y=<2.2m.)	MINING STATUS (Y=MINED)	MINING AREA NAME	BLOCK AREA IN SECTION (sq. m.)	STRIKE ADJUSTMENT (x12.5 m.)	IN-SITU DENSITY (tns/cu.m)	BLOCK VOLUME (cu. m.)	BLOCK TONNAGE (tonnes)	Pb+Zn GRADE (wt. %)	LEAD GRADE (wt. %)	ZINC GRADE (wt. %)	SILVER GRADE (8m/tn)	LEAD METAL (tonnes)	ZINC METAL (tonnes)	SILVER METAL (kg)
ORE		JB1	A	N	Y	1415-100	25.7	0.9	3.2	288.8	924.1	20.16	8.59	11.58	43.1	79.3	107.0	39.9
ORE		JB1	A	N	Y	1415-200	17.5	0.9	3.2	196.9	630.0	20.16	8.59	11.58	43.1	54.1	72.9	27.2
HARBLE				N	Y	1415-100	3.8	1	2.9	47.9	138.8							
ORE		JB2-W	A	N	Y	1340-202	65.9	0.8	3.2	658.8	2,108.2	19.07	6.27	12.80	36.3	132.2	269.8	76.5
HARBLE				N	Y	1340202B	1.1	1	2.9	13.5	39.2							
HARBLE				N	Y	1370-M1	1.2	1	2.9	14.9	43.1							
PHYLLITE				N	Y	1415-LOOP	11.0	1	2.7	137.1	370.2							
HARBLE				N	Y	1340202B	15.0	1	2.9	187.6	544.1							
ORE		JB1	A	N	Y	1415-LOOP	13.7	0.8	3.2	136.7	437.4	20.16	8.59	11.58	43.1	37.6	50.6	18.9
PHYLLITE				N	Y	1340-202	0.8	1	2.7	9.9	26.7							
ORE		JB2-W	A	N	Y	1340202B	15.3	1	3.2	190.9	610.8	0.00	0.00	0.00	0.0	0.0	0.0	0.0
PHYLLITE				N	Y	1415-300	2.1	1	2.7	26.3	70.9							
ORE		JB1	A	N	Y	1415-200	5.6	0.8	3.2	56.1	179.5	20.16	8.59	11.58	43.1	15.4	20.8	7.7
HARBLE				N	Y	1415-200	17.5	1	2.9	218.6	634.0							
LOWGRADE		JB2-W	A	N	Y	1340-202	5.7	1	3.2	71.1	227.6	2.40	0.70	1.70	6.3	1.6	3.9	1.4
PHYLLITE				N	Y	1370-M1	28.8	1	2.7	359.6	971.0							
PHYLLITE				N	Y	1415-202	7.0	1	2.7	87.1	235.2							
ORE		JB1	A	N	Y	1415-300	25.0	0.8	3.2	249.8	799.4	20.16	8.59	11.58	43.1	68.6	92.5	34.5
HARBLE				N	Y	1415-202	11.2	1	2.9	140.0	406.0							
HARBLE				N	Y	1340-202	5.8	1	2.9	72.6	210.6							
HARBLE				N	Y	1370-LOOP	4.3	1	2.9	53.1	154.1							
PHYLLITE				N	Y	1415-100	0.7	1	2.7	8.3	22.3							
PHYLLITE				N	Y	1340202B	11.6	1	2.7	144.9	391.2							
HARBLE				N	Y	R1383	46.7	1	2.9	583.8	1,692.9							
HARBLE				N	Y	R1377	85.0	1	2.9	1,062.5	3,081.3							
HARBLE				N	Y	1340-202	11.4	1	2.9	142.8	414.0							
ORE		FW	A	N	Y	1370 VENT	16.3	1	3.2	203.9	652.4	17.48	6.46	11.03	28.9	42.1	71.9	18.9

SECTION: 1450 Listing of ALL BLOCKS regardless of material, grade or classification

INVENTORY BLOCK NAME	MATERIAL TYPE	ORE ZONE NAME	CLASSIF. A=PROB+PROV B+POSSIBLE	THIN BLOCK ? (Y=<2.2m.)	MINING STATUS (Y=MINED)	MINING AREA NAME	BLOCK AREA IN SECTION (sq. m.)	STRIKE ADJUSTMENT (x12.5 m.)	IN-SITU DENSITY (tns/cu.m)	BLOCK VOLUME (cu. m.)	BLOCK TONNAGE (tonnes)	Pb+Zn GRADE (wt. %)	LEAD GRADE (wt. %)	ZINC GRADE (wt. %)	SILVER GRADE (gm/tn)	LEAD METAL (tonnes)	ZINC METAL (tonnes)	SILVER METAL (kg)
	ORE	JB1	A	N	Y	1415-202	25.5	0.8	3.2	255.1	816.3	20.16	8.59	11.58	43.1	70.1	94.5	35.2
	LOWGRADE	M1	A	N	Y	1370-M1	0.7	1	3.2	9.3	29.6	0.00	0.00	0.00	0.0	0.0	0.0	0.0
1450-1	ORE	JB1	A	N	N		26.8	0.8	3.2	268.4	858.9	20.16	8.59	11.58	43.1	73.7	99.4	37.1
1450-1A	ORE	JB1	A	N	N		2.6	0.9	3.2	29.0	92.9	20.16	8.59	11.58	43.1	8.0	10.8	4.0
1450-1B	ORE	JB1	A	N	N		22.2	0.9	3.2	249.3	797.8	20.16	8.59	11.58	43.1	68.5	92.4	34.4
1450-1C	ORE	JB1	A	N	N		10.1	0.9	3.2	113.6	363.6	20.16	8.59	11.58	43.1	31.2	42.1	15.7
1450-10	ORE	JB1	A	Y	N		8.7	0.9	3.2	97.5	312.1	20.16	8.59	11.58	43.1	26.8	36.1	13.5
1450-1E	ORE	JB1	A	N	N		3.2	0.9	3.2	35.4	113.4	20.16	8.59	11.58	43.1	9.7	13.1	4.9
1450-1F	ORE	JB1	A	N	N		31.4	0.6	3.2	235.5	753.6	20.16	8.59	11.58	43.1	64.7	87.3	32.5
1450-2	ORE	JB1-L	A	N	N		89.7	1	3.2	1,121.1	3,587.6	26.63	11.67	14.96	49.8	418.7	536.6	178.8
1450-3	ORE	FW	A	N	N		67.5	1	3.2	843.4	2,698.8	17.48	6.46	11.03	28.9	174.3	297.6	78.0
1450-4	ORE	FW	A	N	N		63.2	1	3.2	790.4	2,529.2	21.28	8.94	12.34	42.2	226.2	312.1	106.7
1450-5	ORE	FW	A	N	N		119.5	1	3.2	1,493.5	4,779.2	18.64	7.90	10.74	82.7	377.5	513.2	395.4
1450-6	LOWGRADE	FW	B	N	N		87.2	1	3.2	1,089.4	3,486.0	3.20	1.78	1.42	41.5	62.0	49.4	144.7
1450-7	ORE	FW	B	N	N		50.1	1	3.2	626.8	2,005.6	16.06	3.56	12.50	105.0	71.4	250.6	210.6
1450-8	ORE	FW	B	N	N		106.0	1	3.2	1,324.5	4,238.4	14.10	5.04	9.06	40.8	213.5	384.0	173.0
1450-9	LOWGRADE	FW	B	N	N		85.6	1	3.2	1,070.3	3,424.8	7.38	2.03	5.35	23.5	69.5	183.2	80.5
1450-10	ORE	M1	B	Y	N		63.2	1	3.2	789.6	2,526.8	15.95	6.25	9.71	30.9	157.8	245.3	78.0
1450-11	ORE	UNKN	B	Y	N		5.2	1	3.2	65.3	208.8	10.58	4.83	5.75	21.0	10.1	12.0	4.4
1450-12	ORE	JB2-W	A	Y	N		17.3	0.8	3.2	173.0	553.6	19.07	6.27	12.80	36.3	34.7	70.8	20.1
1450-12A	ORE	JB2-W	A	N	N		0.1	0.8	3.2	0.5	1.6	19.07	6.27	12.80	36.3	0.1	0.2	0.1
1450-13	LOWGRADE	JB2-W	B	Y	N		10.9	0.8	3.2	109.2	349.4	3.98	1.58	2.41	5.1	5.5	8.4	1.8
1450-14	LOWGRADE	JB2-W	B	Y	N		6.6	1	3.2	82.1	262.8	2.97	1.33	1.64	6.0	3.5	4.3	1.6
1450-15	LOWGRADE	JB2-W	B	Y	N		2.0	1	3.2	24.6	78.8							
1450-16	LOWGRADE	JB2-W	A	Y	N		16.3	1	3.2	203.5	651.2	2.40	0.70	1.70	6.3	4.6	11.1	4.1
1450-17	LOWGRADE	JB2-W	A	Y	N		13.9	1	3.2	173.1	554.0	2.40	0.70	1.70	6.3	3.9	9.4	3.5
1450-19	LOWGRADE	M1	B	Y	N		15.6	1	3.2	194.6	622.8							

SECTION: 1450 Listing of ALL BLOCKS regardless of material, grade or classification

INVENTORY BLOCK NAME	MATERIAL TYPE	ORE ZONE NAME	CLASSIF. A=PROB+PROV B+POSSIBLE	THIN BLOCK ? (Y=<2.2m.)	MINING STATUS (Y=MINED)	MINING AREA NAME	BLOCK AREA IN SECTION (sq. m.)	STRIKE ADJUSTMENT (x12.5 m.)	IN-SITU DENSITY (tns/cu.m)	BLOCK VOLUME (cu. m.)	BLOCK TONNAGE (tonnes)	Pb+Zn GRADE (wt. %)	LEAD GRADE (wt. %)	ZINC GRADE (wt. %)	SILVER GRADE (gm/tn)	LEAD METAL (tonnes)	ZINC METAL (tonnes)	SILVER METAL (kg)
1450-20	LOWGRADE	H1	B	Y	N		69.1	1	3.2	864.1	2,765.2	0.73	0.24	0.50	1.5	6.6	13.7	4.0
1450-21	OXIDE	JB1	B	Y	N		8.2	1	2.5	102.4	255.9	1.74	0.43	1.31	3.8	1.1	3.4	1.0
1450-22	LOWGRADE	H1	A	Y	N		0.7	1	3.2	9.1	29.2	0.73	0.24	0.50	1.5	0.1	0.1	0.0
1450-23	LOWGRADE	JB1	B	Y	N		10.9	1	3.2	136.4	436.4	1.05	0.33	0.73	2.0	1.4	3.2	0.9
1450-24	ORE	JB2-W	A	N	N		5.4	1	3.2	67.9	217.2	19.07	6.27	12.80	36.3	13.6	27.8	7.9
Totals and Averages for Section:							1450		3.1	18,011	56,416	11.95	4.68	7.27	33.6	2,640	4,102	1,897

SECTION: 1462 Listing of ALL BLOCKS regardless of material, grade or classification

INVENTORY BLOCK NAME	MATERIAL TYPE	ORE ZONE NAME	CLASSIF. A=PROB+PROV B=POSSIBLE	THIN BLOCK ? (Y=<2.2m.)	MINING STATUS (Y=MINED)	MINING AREA NAME	BLOCK AREA IN SECTION (sq. m.)	STRIKE ADJUSTMENT (x12.5 m.)	IN-SITU DENSITY (tns/cu.m)	BLOCK VOLUME (cu. m.)	BLOCK TONNAGE (tonnes)	Pb+Zn GRADE (wt. %)	LEAD GRADE (wt. %)	ZINC GRADE (wt. %)	SILVER GRADE (gm/tn)	LEAD METAL (tonnes)	ZINC METAL (tonnes)	SILVER METAL (kg)
	LOWGRADE	JB1	A	N	Y	1415-202	17.6	1	3.2	219.7	703.2							
	MARBLE			N	Y	1370 VENT	8.5	1	2.9	106.5	308.8							
	ORE	JB2-W	A	N	Y	1340-202	69.5	1	3.2	869.1	2,781.2	25.06	10.33	14.73	48.6	287.3	409.7	135.1
	PHYLLITE			N	Y	1370 VENT	42.1	1	2.7	525.9	1,419.9							
	MARBLE			N	Y	1370 VENT	2.7	1	2.9	34.1	99.0							
	PHYLLITE			N	Y	1370 VENT	2.3	1	2.7	29.1	78.6							
	MARBLE			N	Y	R1389	17.1	1	2.9	213.5	619.1							
	PHYLLITE			N	Y	1415-100	64.4	1	2.7	805.0	2,173.5							
	ORE	JB2-W	A	N	Y	1340-202	29.1	1	3.2	363.1	1,162.0	25.06	10.33	14.73	48.6	120.1	171.2	56.5
	MARBLE			N	Y	1415-202	82.1	1	2.9	1,025.6	2,974.3							
	MARBLE			N	Y	R1375	28.8	1	2.9	360.4	1,045.1							
	OXIDE	JB1	A	N	Y	1415-202	2.9	1	2.5	36.3	90.6							
	MARBLE			N	Y	R1375	17.8	1	2.9	222.9	646.3							
	PHYLLITE			N	Y	1415-LOOP	25.8	1	2.7	322.8	871.4							
	PHYLLITE			N	Y	1340-202	17.5	1	2.7	218.9	591.0							
	PHYLLITE			N	Y	1415-202	14.7	1	2.7	184.1	497.1							
	MARBLE			N	Y	1340-202	19.4	1	2.9	243.0	704.7							
	ORE	FW	A	N	Y	1370-LOOP	39.2	1	3.2	489.5	1,566.4	17.75	8.22	9.53	14.0	128.7	149.2	21.9
1462-1	ORE	JB1	B	N	N		105.8	1	3.2	1,322.8	4,232.8	23.42	8.17	15.25	40.9	345.7	645.6	172.9
1462-2	ORE	JB1-L	A	N	N		190.2	0.9	3.2	2,139.3	6,845.8	23.28	9.91	13.37	57.3	678.4	915.0	392.1
1462-3	LOWGRADE	JB1-L	A	N	N		41.0	0.5	3.2	256.2	819.8	4.84	2.38	2.46	11.5	19.5	20.2	9.4
1462-4	ORE	JB1-L	A	N	N		68.9	1	3.2	861.5	2,756.8	23.41	11.14	12.28	41.8	307.0	338.5	115.1
1462-5	LOWGRADE	JB1-L	A	N	N		16.9	1	3.2	210.9	674.8	7.73	4.29	3.44	21.8	28.9	23.2	14.7
1462-6	ORE	JB2-W	A	N	N		16.5	1	3.2	206.1	659.6	25.06	10.33	14.73	48.6	68.1	97.2	32.1
1462-6A	ORE	JB2-W	A	N	N		8.1	1	3.2	101.4	324.4	25.06	10.33	14.73	48.6	33.5	47.8	15.8
1462-7	LOWGRADE	JB2-W	B	N	N		50.6	1	3.2	632.3	2,023.2	5.47	1.98	3.49	11.5	40.1	70.6	23.2
1462-8	LOWGRADE	AB	B	N	N		119.2	1	3.2	1,490.4	4,769.2							

SECTION: 1462 Listing of ALL BLOCKS regardless of material, grade or classification

INVENTORY MATERIAL BLOCK NAME	ORE TYPE	ZONE NAME	CLASSIF. A=PROB+PROV B+POSSIBLE	THIN BLOCK ? (Y=<2.2m.)	MINING STATUS (Y=MINED)	MINING AREA NAME	BLOCK AREA IN SECTION (sq. m.)	STRIKE ADJUSTMENT (x12.5 m.)	IN-SITU DENSITY (tns/cu.m)	BLOCK VOLUME (cu. m.)	BLOCK TONNAGE (tonnes)	Pb+Zn GRADE (wt. %)	LEAD GRADE (wt. %)	ZINC GRADE (wt. %)	SILVER GRADE (gm/tn)	LEAD METAL (tonnes)	ZINC METAL (tonnes)	SILVER METAL (kg)
1462-9	LOWGRADE	AB	B	N	N		11.9	1	3.2	149.3	477.6	2.70	0.94	1.76	15.5	4.5	8.4	7.4
1462-10	OXIDE	AB	B	N	N		10.3	1	2.5	129.0	322.5	5.45	2.73	2.73	2.7	8.8	8.8	0.9
1462-11A	ORE	AB	B	Y	N		7.6	1	3.2	94.5	302.4	11.03	3.80	7.23	15.6	11.5	21.9	4.7
1462-11B	ORE	AB	B	Y	N		13.5	1	3.2	169.0	540.8	11.03	3.80	7.23	15.6	20.6	39.1	8.4
1462-12	LOWGRADE	AB	B	Y	N		4.0	1	3.2	50.0	160.0	5.45	1.82	3.64	9.1	2.9	5.8	1.5
1462-13	OXIDE	JB1	B	Y	N		42.0	1	2.5	525.1	1,312.8							
1462-14	ORE	FW	B	Y	N		65.3	0.7	3.2	571.6	1,829.2	17.75	8.22	9.53	14.0	150.3	174.3	25.5
1462-15	ORE	H1	B	Y	N		42.0	0.7	3.2	367.5	1,176.0	17.07	7.08	9.99	26.5	83.2	117.5	31.2
1462-16	ORE	FW	B	Y	N		41.3	1	3.2	516.4	1,652.4	17.75	8.22	9.53	14.0	135.8	157.4	23.1
1462-17	ORE	FW	B	Y	N		12.3	1	3.2	153.9	492.4	29.28	3.85	25.43	72.4	19.0	125.2	35.6
1462-18	LOWGRADE	JB1	B	N	N		8.7	1	3.2	108.7	348.0	0.95	0.45	0.50	1.8	1.6	1.7	0.6
1462-19	LOWGRADE	JB1	B	N	N		6.2	1	3.2	76.9	246.0	0.75	0.57	0.18	5.4	1.4	0.4	1.3
1462-20	LOWGRADE	JB1-L	B	N	N		28.4	1	3.2	354.8	1,135.2	3.24	1.40	1.84	7.9	15.8	20.9	9.0
1462-21	LOWGRADE	JB1	B	N	N		81.1	1	3.2	1,013.9	3,244.4							

Totals and Averages for Section: 1462 3.1 17,771 54,678 11.12 4.60 6.53 20.8 2,513 3,570 1,138

SECTION: 1475 Listing of ALL BLOCKS regardless of material, grade or classification

INVENTORY BLOCK NAME	MATERIAL TYPE	ORE ZONE NAME	CLASSIF. A=PROB+PROV B+POSSIBLE	THIN BLOCK ? (Y=<2.2m.)	MINING STATUS (Y=MINED)	MINING AREA NAME	BLOCK AREA IN SECTION (sq. m.)	STRIKE ADJUSTMENT (x12.5 m.)	IN-SITU DENSITY (tns/cu.m)	BLOCK VOLUME (cu. m.)	BLOCK TONNAGE (tonnes)	Pb+Zn GRADE (wt. %)	LEAD GRADE (wt. %)	ZINC GRADE (wt. %)	SILVER GRADE (gm/tn)	LEAD METAL (tonnes)	ZINC METAL (tonnes)	SILVER METAL (kg)
MARBLE				N	Y	R1373	47.0	1	2.9	587.8	1,704.5							
????				N	N			1										
MARBLE				N	Y	1370 VENT	27.7	1	2.9	346.1	1,003.8							
MARBLE				N	Y	1340-202	78.4	1	2.9	979.4	2,840.2							
MARBLE				N	Y	1340-202	8.1	1	2.9	100.8	292.2							
ORE		JB1	A	N	Y	1415-LP	19.9	0.9	3.2	223.9	716.4	12.51	5.31	7.20	24.5	38.0	51.6	17.6
MARBLE				N	Y	1340-M2ACC	14.2	1	2.9	177.0	513.3							
PHYLLITE				N	Y	1370-LOOP	11.6	1	2.7	145.0	391.5							
MARBLE				N	Y	1415-LOOP	0.3	1	2.9	3.6	10.5							
PHYLLITE				N	Y	1415-LOOP	2.0	1	2.7	25.4	68.5							
ORE		JB2-W	A	N	Y	1340-202	295.5	0.7	3.2	2,585.9	8,274.8	25.84	10.11	15.73	55.4	836.9	1,301.4	458.5
MARBLE				N	Y	R1371	33.8	1	2.9	422.1	1,224.2							
PHYLLITE				N	Y	1340-M2ACC	24.2	1	2.7	302.5	816.8							
PHYLLITE				N	Y	R1417	27.5	1	2.7	343.5	927.5							
ORE		JB1	A	N	Y	R1417	80.6	0.9	3.2	906.2	2,899.8	12.51	5.31	7.20	24.5	154.0	208.7	71.2
MARBLE				N	Y	R1389	24.3	1	2.9	304.1	882.0							
LOWGRADE		JB2-W	A	N	Y	1340-202	3.3	1	3.2	40.8	130.4	5.30	2.49	2.81	9.6	3.2	3.7	1.3
MARBLE				N	Y	1370 VENT	1.3	1	2.9	16.3	47.1							
MARBLE				N	Y	1370 VENT	4.8	1	2.9	60.1	174.4							
PHYLLITE				N	Y	1370 VENT	14.8	1	2.7	185.1	499.8							
PHYLLITE				N	Y	1340-2WACC	23.7	1	2.7	296.8	801.2							
MARBLE				N	Y	1340-202	19.5	1	2.9	243.9	707.2							
PHYLLITE				N	Y	1340-202	5.2	1	2.7	65.0	175.5							
MARBLE				N	Y	R1417	0.5	1	2.9	6.1	17.8							
MARBLE				N	Y	R1417	20.2	1	2.9	252.8	733.0							
ORE		FW	A	N	Y	1370 VENT	8.6	1	3.2	107.6	344.4	21.48	8.29	13.20	129.0	28.5	45.4	44.4
1475-1	OXIDE	JB1	B	Y	N		56.5	1	2.5	706.0	1,765.0	8.21	4.56	3.64	28.6	80.5	64.3	50.5

SECTION: 1475 Listing of ALL BLOCKS regardless of material, grade or classification

INVENTORY BLOCK NAME	MATERIAL TYPE	ORE ZONE NAME	CLASSIF. A=PROB+PROV B+POSSIBLE	THIN BLOCK ? (Y=<2.2m.)	MINING STATUS (Y=MINED)	MINING AREA NAME	BLOCK AREA IN SECTION (sq. m.)	STRIKE ADJUSTMENT (x12.5 m.)	IN-SITU DENSITY (tns/cu.m)	BLOCK VOLUME (cu. m.)	BLOCK TONNAGE (tonnes)	Pb+Zn GRADE (wt. %)	LEAD GRADE (wt. %)	ZINC GRADE (wt. %)	SILVER GRADE (gm/tn)	LEAD METAL (tonnes)	ZINC METAL (tonnes)	SILVER METAL (kg)
1475-2	ORE	JB1-L	A	N	N		134.5	0.8	3.2	1,344.9	4,303.7	19.17	7.93	11.23	34.1	341.4	483.4	146.6
1475-3	ORE	LNKN	A	Y	N		15.2	1	3.2	190.3	608.8	17.57	7.43	10.14	40.1	45.2	61.7	24.4
1475-4	LOWGRADE	JB1	B	N	N		200.4	0.8	3.2	2,004.2	6,413.4	3.48	1.35	2.13	5.0	86.6	136.5	32.4
1475-6	OXIDE	JB1	B	Y	N		62.8	1	2.5	785.0	1,962.5	4.09	1.67	2.42	9.1	32.8	47.5	17.8
1475-7	OXIDE	JB1	B	N	N		190.1	0.7	2.5	1,663.3	4,158.2	13.34	4.41	8.93	27.6	183.4	371.3	114.8
1475-8	LOWGRADE	JB1-L	A	N	N		51.7	1	3.2	646.3	2,068.0	2.80	1.58	1.22	8.9	32.7	25.3	18.3
1475-9	ORE	JB2-W	A	N	N		99.7	0.7	3.2	871.9	2,790.2	25.84	10.11	15.73	55.4	282.2	438.8	154.6
1475-9A	ORE	JB2-W	A	N	N		63.0	0.9	3.2	709.2	2,269.4	25.84	10.11	15.73	55.4	229.5	356.9	125.8
1475-9B	ORE	JB2-W	A	N	N		21.5	1	3.2	268.5	859.2	25.84	10.11	15.73	55.4	86.9	135.1	47.6
1475-10	ORE	H2	B	Y	N		33.1	1	3.2	413.3	1,322.4	10.85	2.80	8.05	27.7	37.1	106.5	36.6
1475-11	ORE	JB1	A	N	N		175.6	0.8	3.2	1,756.4	5,620.5	12.51	5.31	7.20	24.5	298.5	404.4	138.0
1475-11A	ORE	JB1	B	N	N		62.9	0.9	3.2	708.0	2,265.5	12.51	5.31	7.20	24.5	120.3	163.0	55.6
1475-11B	ORE	JB1	A	N	N		4.0	0.9	3.2	45.3	145.1	12.51	5.31	7.20	24.5	7.7	10.4	3.6
1475-11C	ORE	JB1	A	N	N		8.7	0.9	3.2	98.2	314.3	12.51	5.31	7.20	24.5	16.7	22.6	7.7
1475-110	ORE	JB1	A	N	N			0.9	3.2			12.51	5.31	7.20	24.5			
1475-12	LOWGRADE	JB1	B	N	N		42.0	0.9	3.2	472.7	1,512.7	3.40	1.29	2.11	6.4	19.5	32.0	9.7
1475-13	ORE	H1	A	N	N		48.6	1	3.2	607.1	1,942.8	11.17	6.22	4.95	25.1	120.8	96.1	48.7
1475-14	LOWGRADE	AB	B	N	N		33.5	0.8	3.2	334.9	1,071.7	0.14	0.07	0.07	0.7	0.7		
1475-15	ORE	FW	A	Y	N		37.8	1	3.2	471.9	1,510.0	21.48	8.29	13.20	129.0	125.1	199.3	194.9
1475-15A	ORE	FW	A	N	N		2.8	1	3.2	34.6	110.8	21.48	8.29	13.20	129.0	9.2	14.6	14.3
1475-16	ORE	FW	B	Y	N		46.9	1	3.2	585.6	1,874.0	10.25	3.28	6.97	20.7	61.4	130.7	38.8
1475-17	LOWGRADE	FW	B	N	N		381.9	1	3.2	4,773.6	15,275.6	1.78	0.54	1.24	20.0	82.5	189.4	305.5
1475-18	ORE	H1	A	Y	N		14.0	0.7	3.2	122.6	392.3	8.51	3.91	4.60	18.8	15.3	18.1	7.4
1475-19	ORE	H2	B	N	N		24.1	0.7	3.2	210.6	674.0	27.59	10.75	16.84	87.5	72.5	113.5	59.0
1475-20	LOWGRADE	AB	B	Y	N		15.6	1	3.2	195.3	624.8	2.72	0.47	2.25	10.9	2.9	14.1	6.8
1475-21	LOWGRADE	FW	B	Y	N		22.2	1	3.2	276.9	886.0	1.66	0.79	0.87	3.6	7.0	7.7	3.2
1475-22	ORE	FW	B	Y	N		13.4	1	3.2	167.9	537.2	8.69	2.34	6.35	26.4	12.6	34.1	14.2

SECTION: 1475 Listing of ALL BLOCKS regardless of material, grade or classification

INVENTORY BLOCK NAME	MATERIAL TYPE	ORE ZONE	CLASSIF. A=PROB+PROV B+POSSIBLE	THIN BLOCK ? (Y=<2.2m.)	MINING STATUS (Y=MINED)	MINING AREA NAME	BLOCK AREA IN SECTION (sq. m.)	STRIKE ADJUSTMENT (x12.5 m.)	IN-SITU DENSITY (tns/cu.m)	BLOCK VOLUME (cu. m.)	BLOCK TONNAGE (tonnes)	Pb+Zn GRADE (wt. %)	LEAD GRADE (wt. %)	ZINC GRADE (wt. %)	SILVER GRADE (gm/tn)	LEAD METAL (tonnes)	ZINC METAL (tonnes)	SILVER METAL (kg)	
1475-23	ORE	M1	B	Y	N		9.0	1	3.2	113.0	361.6								
1475-24	OXIDE	JB1	B	N	N		35.5	1	2.5	443.1	1,107.8	19.87	3.51	16.36	18.3	38.9	181.2	20.3	
1475-25	ORE	FW	A	N	N		28.4	1	3.2	355.4	1,137.2	14.45	6.39	8.06	55.9	72.7	91.7	63.6	
1475-26	ORE	AB	B	N	N		12.6	1	3.2	157.0	502.4	12.00	4.84	7.16	17.8	24.3	36.0	9.0	
1475-27	LOWGRADE	JB2-W	B	N	N		21.2	1	3.2	265.0	848.0	5.30	2.49	2.81	9.6	21.1	23.8	8.1	
1475-28	LOWGRADE	JB1	B	N	N		24.3	1	3.2	303.8	972.0	5.47	2.75	2.72	13.4	26.7	26.4	13.0	
Totals and Averages for Section:							1475			3.1	30,829	94,404	9.85	3.87	5.98	25.2	3,655	5,648	2,384

SECTION: 1487 Listing of ALL BLOCKS regardless of material, grade or classification

INVENTORY BLOCK NAME	MATERIAL TYPE	ORE ZONE NAME	CLASSIF. A=PROB+PROV B=POSSIBLE	THIN BLOCK ? (Y=<2.2m.)	MINING STATUS (Y=MINED)	MINING AREA NAME	BLOCK AREA IN SECTION (sq. m.)	STRIKE ADJUSTMENT (x12.5 m.)	IN-SITU DENSITY (tns/cu.m)	BLOCK VOLUME (cu. m.)	BLOCK TONNAGE (tonnes)	Pb+Zn GRADE (wt. %)	LEAD GRADE (wt. %)	ZINC GRADE (wt. %)	SILVER GRADE (gm/tn)	LEAD METAL (tonnes)	ZINC METAL (tonnes)	SILVER METAL (kg)
	MARBLE			N	Y	1340-101	73.3	1	2.9	916.5	2,657.8							
	MARBLE			N	Y	1340-203	32.8	1	2.9	410.1	1,189.4							
	MARBLE			N	Y	R1394	20.2	1	2.9	252.3	731.5							
	MARBLE			N	Y	1370 VEHT	25.1	1	2.9	313.9	910.2							
	LOWGRADE	JB2-W	A	N	Y	1340-203	54.9	1	3.2	686.4	2,196.4	2.38	0.96	1.42	9.1	21.1	31.1	20.0
	MARBLE			N	Y	R1410	28.3	1	2.9	353.9	1,026.2							
	ORE	CHIMNEY	A	N	Y	1340-200	9.1	0.8	3.2	90.5	289.6	18.49	7.81	10.68	35.0	22.6	30.9	10.1
	MARBLE			N	Y	R1390	20.1	1	2.9	250.9	727.5							
	PHYLLITE			N	Y	1340-200	18.3	1	2.7	228.6	617.3							
	MARBLE			N	Y	R1361	19.5	1	2.9	243.1	705.1							
	PHYLLITE			N	Y	1340-101	0.7	1	2.7	8.5	23.0							
	ORE	JB2-W	A	N	Y	1340-201	109.2	0.9	3.2	1,228.2	3,930.1	34.22	12.33	21.89	63.4	484.6	860.3	249.3
	PHYLLITE			N	Y	1340-ACCES	26.9	1	2.7	336.3	907.9							
	MARBLE			N	Y	1340-ACCES	24.1	1	2.9	301.0	872.9							
	MARBLE			N	Y	1340-200	0.9	1	2.9	10.6	30.8							
	MARBLE			N	Y	R1422	35.3	1	2.9	440.9	1,278.5							
	MARBLE			N	Y	R1361-A	19.9	1	2.9	248.6	721.0							
1487-1	OXIDE	JB1	B	Y	N		42.8	1	2.5	534.4	1,335.9	3.47	1.92	1.55	10.5	25.7	20.6	14.0
1487-2	ORE	H1	A	N	N		44.6	0.7	3.2	390.6	1,249.9	28.98	11.46	17.51	44.3	143.3	218.9	55.3
1487-3	ORE	H1	B	Y	N		9.2	1	3.2	115.0	368.0	27.99	10.53	17.46	43.9	38.8	64.3	16.2
1487-4	ORE	H1	B	N	N		22.0	1	3.2	274.9	879.6	22.64	8.09	14.55	35.0	71.2	128.0	30.8
1487-5	ORE	CHIMNEY	A	N	N		178.5	0.8	3.2	1,785.0	5,712.0	18.49	7.81	10.68	35.0	446.0	610.1	200.2
1487-6	ORE	FW	B	N	N		40.5	1	3.2	505.6	1,618.0	12.36	4.48	7.88	40.6	72.5	127.5	65.7
1487-7	LOWGRADE	FW	B	N	N		61.9	1	3.2	774.0	2,476.8	6.79	1.25	5.55	33.6	30.8	137.3	83.3
1487-8	LOWGRADE	FW	B	N	N		42.6	1	3.2	532.6	1,704.4	1.00	0.25	0.75	5.5	4.3	12.8	9.4
1487-9	ORE	CHIMNEY	A	N	N		270.4	1.3	3.2	4,393.4	14,058.7	13.76	5.21	8.55	22.0	732.9	1,202.2	309.5
1487-10	ORE	CHIMNEY	B	N	N		27.4	0.8	3.2	274.1	877.1	27.30	15.43	11.87	65.6	135.3	104.1	57.5

SECTION: 1487 Listing of ALL BLOCKS regardless of material, grade or classification

INVENTORY BLOCK NAME	MATERIAL TYPE	ORE ZONE NAME	CLASSIF. A=PROB+PROV B+POSSIBLE	THIN BLOCK ? (Y=<2.2m.)	MINING STATUS (Y=MINED)	MINING AREA NAME	BLOCK AREA IN SECTION (sq. m.)	STRIKE ADJUSTMENT (x12.5 m.)	IN-SITU DENSITY (tns/cu.m)	BLOCK VOLUME (cu. m.)	BLOCK TONNAGE (tonnes)	Pb+Zn GRADE (wt. %)	LEAD GRADE (wt. %)	ZINC GRADE (wt. %)	SILVER GRADE (gm/tn)	LEAD METAL (tonnes)	ZINC METAL (tonnes)	SILVER METAL (kg)
1487-11	ORE	CHIMNEY	A	N	N		22.9	0.8	3.2	228.6	731.5	8.48	3.99	4.49	16.8	29.2	32.8	12.3
1487-12	LOWGRADE	CHIMNEY	A	N	N		11.8	0.8	3.2	117.8	377.0	2.36	1.13	1.22	4.2	4.3	4.6	1.6
1487-13	ORE	CHIMNEY	A	N	N		46.9	0.8	3.2	469.3	1,501.8	10.65	3.88	6.77	20.0	58.3	101.7	30.1
1487-14	LOWGRADE	CHIMNEY	B	Y	N		2.1	0.8	3.2	21.2	67.8	0.55	0.05	0.50	0.7	0.0	0.3	0.0
1487-15	LOWGRADE	CHIMNEY	B	Y	N		5.0	0.8	3.2	49.9	159.7	2.22	0.47	1.76	4.1	0.7	2.8	0.7
1487-16	ORE	JB2-W	A	N	N		117.6	0.9	3.2	1,322.4	4,231.8	34.22	12.33	21.89	63.4	521.8	926.4	268.5
1487-18	OXIDE	JB2-W	B	Y	N		5.1	1	2.5	63.6	159.1	0.39	0.23	0.17	7.3	0.4	0.3	1.2
1487-19	LOWGRADE	FW	B	Y	N		14.3	1	3.2	179.1	573.2							
1487-20	LOWGRADE	AB	B	Y	N		5.2	1	3.2	65.0	208.0	5.60	1.49	4.11	18.2	3.1	8.6	3.8
1487-21	ORE	AB	B	Y	N		5.4	1	3.2	66.9	214.0	9.05	2.77	6.29	43.5	5.9	13.5	9.3
1487-22	ORE	AB	A	N	N		161.3	1	3.2	2,015.6	6,450.0	27.70	9.59	18.10	50.5	618.8	1,167.8	325.8
1487-23	ORE	AB	B	Y	N		14.5	1	3.2	181.6	581.2	17.64	6.00	11.64	27.3	34.9	67.6	15.9
1487-24	LOWGRADE	AB	B	N	N		43.7	1	3.2	546.4	1,748.4	1.95	1.05	0.90	33.2	18.4	15.7	58.0
1487-25	LOWGRADE	JB1	B	Y	N		33.4	1	3.2	417.1	1,334.8	2.38	0.96	1.42	9.1	12.8	18.9	12.1
1487-26	ORE	AB	B	N	N		32.4	1	3.2	405.5	1,297.6	19.30	5.93	13.37	161.5	77.0	173.5	209.6
1487-27	OXIDE	AB	A	N	N		168.6	1	2.5	2,106.9	5,267.2	6.78	1.86	4.92	102.4	97.8	259.2	539.3
1487-28	ORE	AB	B	N	N		22.7	1	3.2	284.3	909.6	12.16	4.35	7.81	55.7	39.6	71.0	50.7
1487-29	LOWGRADE	AB	B	N	N		43.0	1	3.2	537.0	1,718.4							
1487-30	LOWGRADE	JB2-W	B	Y	N		12.4	1	3.2	155.0	496.0							
1487-31	LOWGRADE	JB1	B	Y	N		24.1	1	3.2	300.6	962.0							
1487-32	LOWGRADE	FW	B	Y	N		21.5	1	3.2	268.6	859.6							
1487-33	ORE	M1	A	N	N		36.3	0.7	3.2	317.5	1,015.8	9.63	4.79	4.84	14.8	48.7	49.2	15.0
1487-34	LOWGRADE	JB2-W	B	Y	N		13.7	1	3.2	171.6	549.2	0.00	0.00	0.00	0.0	0.0	0.0	0.0

Totals and Averages for Section: 1487 3.1 26,191 80,509 12.75 4.72 8.03 33.2 3,801 6,462 2,675

SECTION: 1500 Listing of ALL BLOCKS regardless of material, grade or classification

INVENTORY BLOCK NAME	MATERIAL TYPE	ORE ZONE NAME	CLASSIF. A=PROB+PROV B+POSSIBLE	THIN BLOCK ? (Y=<2.2m.)	MINING STATUS (Y=MINED)	MINING AREA NAME	BLOCK AREA IN SECTION (sq. m.)	STRIKE ADJUSTMENT (x12.5 m.)	IN-SITU DENSITY (tns/cu.m)	BLOCK VOLUME (cu. m.)	BLOCK TONNAGE (tonnes)	Pb+Zn GRADE (wt. %)	LEAD GRADE (wt. %)	ZINC GRADE (wt. %)	SILVER GRADE (gm/tn)	LEAD METAL (tonnes)	ZINC METAL (tonnes)	SILVER METAL (kg)
ORE		JB2-W	A	N	Y	1350CHIMNE	112.1	1	3.2	1,401.3	4,484.0	28.77	10.97	17.80	66.7	491.7	798.2	299.0
ORE		CHIMNEY	A	N	Y	CHIMNEY	1,300.6	0.9	3.2	14,631.6	46,821.2	26.30	10.69	15.61	66.7	5,005.6	7,308.7	3,121.7
PHYLLITE				N	Y	13402W-101	0.5	1	2.7	5.8	15.5							
ORE		JB2-E	A	N	Y	13702E-200	12.9	1	3.2	160.6	514.0	20.83	8.12	12.71	76.9	41.7	65.3	39.5
ORE		CHIMNEY	A	N	Y	CHIMNEY	7.1	0.9	3.2	80.2	256.7	26.30	10.69	15.61	66.7	27.4	40.1	17.1
HARBLE				N	Y	13402W-101	9.5	1	2.9	118.8	344.4							
LOWGRADE		CHIMNEY	A	N	Y	CHIMNEY	6.1	1	3.2	75.8	242.4	5.04	1.93	3.12	10.5	4.7	7.6	2.6
ORE		JB1	A	N	Y	1422-100	64.8	1	3.2	810.4	2,593.2	12.94	5.76	7.18	32.0	149.4	186.2	83.0
PHYLLITE				N	Y	13702E-198	12.3	1	2.7	153.6	414.8							
PHYLLITE				N	Y	CHIMNEY	13.4	1	2.7	167.9	453.3							
HARBLE				N	Y	13402W-101	40.9	1	2.9	511.5	1,483.4							
AIR				N	Y	CHIMNEY	3.3	1		41.4								
LOWGRADE			A	N	Y	CHIMNEY	16.9	1	3.2	210.6	674.0	2.03	1.38	0.65	44.3	9.3	4.4	29.9
AIR				N	Y	CHIMNEY	19.7	1		246.5								
ORE		CHIMNEY	A	N	Y	CHIMNEY	680.1	1	3.2	8,501.6	27,205.2	26.30	10.69	15.61	66.7	2,908.5	4,246.7	1,813.8
ORE		JB2-E	A	N	Y	13702E-200	5.5	0.5	3.2	34.3	109.8	20.83	8.12	12.71	76.9	8.9	14.0	8.4
PHYLLITE				N	Y	13702E-198	0.1	1	2.7	1.4	3.7							
HARBLE				N	Y	R1370	20.6	1	2.9	257.0	745.3							
HARBLE				N	Y	CHIMNEY	10.7	1	2.9	134.1	389.0							
HARBLE				N	Y	1350CHIMNE	203.6	1	2.9	2,544.5	7,379.1							
HARBLE				N	Y	1340-ACCES	22.8	1	2.9	284.4	824.7							
HARBLE				N	Y	CHIMNEY	6.3	1	2.9	78.5	227.7							
HARBLE				N	Y	1422-100	3.7	1	2.9	46.5	134.9							
ORE		JB2-W	A	N	Y	13402W-101	51.6	1	3.2	644.4	2,062.0	25.15	7.49	17.66	43.9	154.4	364.2	90.5
ORE		JB2-W	A	N	Y	1350CHIMNE	88.5	1	3.2	1,106.3	3,540.0	28.77	10.97	17.80	66.7	388.2	630.2	236.1
HARBLE				N	Y	CHIMNEY	20.2	1	2.9	252.8	733.0							
OXIDE		JB2-W	A	N	Y	1340-ACCES	0.4	1	2.5	4.4	10.9							

SECTION: 1500 Listing of ALL BLOCKS regardless of material, grade or classification

INVENTORY BLOCK NAME	MATERIAL TYPE	ORE ZONE	CLASSIF. A=PROB+PROV B+POSSIBLE	THIN BLOCK ? (Y=<2.2m.)	MINING STATUS (Y=MINED)	MINING AREA NAME	BLOCK AREA IN SECTION (sq. m.)	STRIKE ADJUSTMENT (x12.5 m.)	IN-SITU DENSITY (tns/cu.m)	BLOCK VOLUME (cu. m.)	BLOCK TONNAGE (tonnes)	Pb+Zn GRADE (wt. %)	LEAD GRADE (wt. %)	ZINC GRADE (wt. %)	SILVER GRADE (gm/tn)	LEAD METAL (tonnes)	ZINC METAL (tonnes)	SILVER METAL (kg)
	PHYLLITE			N	Y	13702E-198	0.9	1	2.7	11.6	31.4							
	LOWGRADE	J82-W	A	N	Y	13402W-101	2.5	1	3.2	30.8	98.4	3.79	1.36	2.44	8.3	1.3	2.4	0.8
	MARBLE			N	Y	R140B	23.0	1	2.9	287.8	834.5							
	MARBLE			N	Y	CHIMNEY	39.5	1	2.9	493.3	1,430.4							
	PHYLLITE			N	Y	CHIMNEY	2.2	1	2.7	26.9	72.6							
	MARBLE			N	Y	1350CHIMNE	46.3	1	2.9	579.0	1,679.1							
	LOWGRADE	CHIMNEY	A	N	Y	CHIMNEY	30.7	1	3.2	384.3	1,229.6	1.37	0.63	0.74	3.2	7.7	9.2	4.0
	MARBLE			N	Y	13702E-200	13.8	1	2.9	172.1	499.2							
	MARBLE			N	Y	1395CHIMNE	31.6	1	2.9	394.9	1,145.1							
	MARBLE			N	Y	CHIMNEY	8.7	1	2.9	108.3	313.9							
	????			N	N			1										
	ORE	J82-W	A	N	Y	13402W-101	1.3	1	3.2	16.6	53.2	25.15	7.49	17.66	43.9	4.0	9.4	2.3
	ORE	M1	A	N	Y	13702E-198	4.8	1	3.2	59.4	190.0	2.97	1.38	1.59	7.3	2.6	3.0	1.4
	PHYLLITE			N	Y	CHIMNEY	16.2	1	2.7	202.1	545.7							
	PHYLLITE			N	Y	CHIMNEY	9.0	1	2.7	112.0	302.4							
	MARBLE			N	Y	CHIMNEY	21.4	1	2.9	266.9	773.9							
	LOWGRADE	M1	A	N	Y	CHIMNEY	26.6	0.9	3.2	299.5	958.3	3.67	3.23	0.44	29.4	31.0	4.2	28.2
	MARBLE			N	Y	R1395	60.9	1	2.9	761.8	2,209.1							
	MARBLE			N	Y	1370CHIMNE	162.3	1	2.9	2,029.0	5,884.1							
	MARBLE			N	Y	CHIMNEY	37.7	1	2.9	470.7	1,365.2							
	PHYLLITE			N	Y	13702E-200	29.6	1	2.7	370.5	1,000.4							
1500-1	ORE	J81	B	N	N		163.1	1	3.2	2,038.8	6,524.0	13.30	4.98	8.32	23.5	324.9	542.8	153.1
1500-2	ORE	CHIMNEY	A	N	N		181.6	0.9	3.2	2,042.4	6,535.8	26.30	10.69	15.61	66.7	698.7	1,020.2	435.8
1500-2B	ORE	CHIMNEY	A	N	N		9.3	0.9	3.2	104.7	335.2	26.30	10.69	15.61	66.7	35.8	52.3	22.3
1500-2C	ORE	CHIMNEY	A	N	N		25.9	0.9	3.2	290.9	931.0	26.30	10.69	15.61	66.7	99.5	145.3	62.1
1500-20	ORE	CHIMNEY	A	N	N		20.5	0.9	3.2	230.1	736.2	26.30	10.69	15.61	66.7	78.7	114.9	49.1
1500-2E	ORE	CHIMNEY	A	N	N		2.1	0.9	3.2	23.9	76.3	26.30	10.69	15.61	66.7	8.2	11.9	5.1

SECTION: 1500 Listing of ALL BLOCKS regardless of material, grade or classification

INVENTORY BLOCK NAME	MATERIAL TYPE	ORE ZONE NAME	CLASSIF. A=PROB+PROV B+POSSIBLE	THIN BLOCK ? (Y=<2.2m.)	MINING STATUS (Y=MINED)	MINING AREA NAME	BLOCK AREA IN SECTION (sq. m.)	STRIKE ADJUSTMENT (x12.5 m.)	IN-SITU DENSITY (tns/cu.m)	BLOCK VOLUME (cu. m.)	BLOCK TONNAGE (tonnes)	Pb+Zn GRADE (wt. %)	LEAD GRADE (wt. %)	ZINC GRADE (wt. %)	SILVER GRADE (gm/tn)	LEAD METAL (tonnes)	ZINC METAL (tonnes)	SILVER METAL (kg)
1500-2F	ORE	CHIMNEY	A	N	N		4.2	0.9	3.2	46.9	150.1	26.30	10.69	15.61	66.7	16.0	23.4	10.0
1500-2G	ORE	CHIMNEY	A	N	N		7.5	0.9	3.2	84.6	270.7	26.30	10.69	15.61	66.7	28.9	42.3	18.0
1500-3	ORE	JB1	B	N	N		79.6	0.9	3.2	895.1	2,864.2	25.41	10.24	15.17	49.4	293.3	434.5	141.5
1500-4	LOWGRADE	M1	A	Y	N		10.4	1	3.2	129.5	414.4	2.97	1.38	1.59	7.3	5.7	6.6	3.0
1500-5	ORE	JB2-E	B	Y	N		29.1	1	3.2	364.0	1,164.8	34.10	15.70	18.40	60.4	182.9	214.3	70.4
1500-6	OXIDE	JB2-E	A	N	N		14.1	1	2.5	175.6	439.1	2.89	1.93	0.96	90.8	8.5	4.2	39.9
1500-7	LOWGRADE	JB2-E	B	N	N		903.2	1	3.2	11,289.5	36,126.4	1.69	1.14	0.55	45.7	411.5	199.2	1,652.1
1500-8	ORE	JB2-E	A	N	N		4.3	1	3.2	54.3	173.6	10.18	4.95	5.24	242.7	8.6	9.1	42.1
1500-9	ORE	JB2-W	A	N	N		75.2	1	3.2	940.1	3,008.4	25.15	7.49	17.66	43.9	225.2	531.3	132.0
1500-10	ORE	JB2-L	B	Y	N		32.0	1	3.2	400.4	1,281.2	8.71	3.21	5.50	24.0	41.1	70.4	30.7
1500-11	LOWGRADE	CHIMNEY	A	N	N		8.5	1	3.2	106.3	340.0	1.51	0.43	1.08	4.8	1.4	3.7	1.6
1500-12	OXIDE	JB2-E	B	N	N		59.7	1	2.5	746.3	1,865.6	16.60	7.87	8.73	68.1	146.9	162.9	127.0
1500-13	ORE	JB2-E	B	Y	N		18.0	1	3.2	224.5	718.4	13.83	6.33	7.51	25.4	45.5	53.9	18.3
1500-14	ORE	JB2-E	B	Y	N		15.5	1	3.2	193.4	618.8	15.58	6.26	9.32	30.2	38.7	57.7	18.7
1500-15	ORE	JB2-E	B	Y	N		7.9	1	3.2	98.8	316.0	7.76	3.47	4.29	16.4	11.0	13.6	5.2
1500-16	OXIDE	JB1	B	N	N		67.2	1	2.5	839.8	2,099.4	6.09	2.84	3.25	15.8	59.6	68.3	33.3
1500-17	ORE	JB2-E	A	N	N		111.2	0.8	3.2	1,111.7	3,557.4	28.38	10.47	17.92	87.9	372.4	637.3	312.8
1500-18	ORE	M1	A	N	N		21.9	1	3.2	273.6	875.6	13.50	4.88	8.62	25.0	42.7	75.5	21.9
1500-19	LOWGRADE	JB1	B	Y	N		25.2	1	3.2	315.0	1,008.0	0.14	0.06	0.08		0.6	0.8	
1500-20	ORE	JB2-W	A	N	N		91.1	1	3.2	1,138.6	3,643.6	28.77	10.97	17.80	66.7	399.5	648.6	243.0
1500-20A	ORE	JB2-W	A	N	N		13.7	1	3.2	171.6	549.2	28.77	10.97	17.80	66.7	60.2	97.8	36.6
1500-21	ORE	JB2-L	B	N	N		72.6	1	3.2	907.4	2,903.6	21.80	4.57	17.23	236.0	132.7	500.2	685.1
1500-22	LOWGRADE	CHIMNEY	A	N	N		9.0	1	3.2	112.5	360.0	1.37	0.63	0.74	3.2	2.3	2.7	1.2
1500-23	LOWGRADE	CHIMNEY	A	N	N		2.5	1	3.2	31.0	99.2	5.04	1.93	3.12	10.5	1.9	3.1	1.0
1500-24	LOWGRADE	JB2-W	B	Y	N		64.0	1	3.2	800.4	2,561.2	3.46	0.72	2.75	5.9	18.4	70.3	15.0
1500-27	ORE	JB2-E	B	N	N		30.1	1	3.2	375.6	1,202.0	8.16	2.44	5.72	38.1	29.3	68.8	45.8
1500-28	ORE	AB	B	N	N		335.3	1	3.2	4,191.5	13,412.8	28.03	14.23	13.80	568.6	1,909.2	1,851.0	7,626.8

SECTION: 1500 Listing of ALL BLOCKS regardless of material, grade or classification

INVENTORY BLOCK NAME	MATERIAL TYPE	ORE ZONE NAME	CLASSIF. A=PROB+PROV B+POSSIBLE	THIN BLOCK ? (Y=<2.2m.)	MINING STATUS (Y=MINED)	MINING AREA NAME	BLOCK AREA IN SECTION (sq. m.)	STRIKE ADJUSTMENT (x12.5 m.)	IN-SITU DENSITY (tns/cu.m)	BLOCK VOLUME (cu. m.)	BLOCK TONNAGE (tonnes)	Pb+Zn GRADE (wt. %)	LEAD GRADE (wt. %)	ZINC GRADE (wt. %)	SILVER GRADE (gm/tn)	LEAD METAL (tonnes)	ZINC METAL (tonnes)	SILVER METAL (kg)
1500-29	OXIDE	AD	B	N	N		143.3	1	2.5	1,791.0	4,477.5	2.15	1.40	0.75	87.8	62.7	33.6	393.1
1500-30	ORE	AB	B	Y	N		37.0	1	3.2	462.4	1,479.6	9.92	2.76	7.16	27.3	40.9	105.9	40.4
1500-31	ORE	AB	B	N	N		38.9	1	3.2	486.4	1,556.4	30.95	11.96	18.99	61.0	186.2	295.6	95.0
1500-32	LOWGRADE	J82-E	B	N	N		8.4	1	3.2	105.5	337.6	1.97	0.61	1.36	4.0	2.1	4.6	1.4
1500-33	ORE	J81	B	N	N		105.4	1	3.2	1,317.1	4,214.8	12.94	5.76	7.18	32.0	242.8	302.6	134.9
1500-34	AIR	J82-W	B	Y	N		11.2	1		139.9								
1500-35	LOWGRADE	J81	B	N	N		24.4	1	3.2	305.4	977.2							
1500-36	OXIDE	J81-L	B	N	N		28.0	1	2.5	350.3	875.6							
1500-37	ORE	J82-E	A	N	N		315.9	0.5	3.2	1,974.3	6,317.6	20.83	8.12	12.71	76.9	513.1	803.0	485.8
1500-38	LOWGRADE	CHIMNEY	B	N	N		44.5	0.9	3.2	501.0	1,603.1	3.67	3.23	0.44	29.4	51.8	7.1	47.1
1500-39	ORE	CHIMNEY	A	N	N		54.3	0.9	3.2	611.2	1,955.9	15.50	7.39	8.11	30.0	144.6	158.6	58.6
1500-40	LOWGRADE	J82-E	B	N	N		78.6	1	3.2	982.0	3,142.4							
1500-41	ORE	J82-E	A	N	N		27.5	1	3.2	343.5	1,099.2	20.83	8.12	12.71	76.9	89.3	139.7	84.5
1500-42	ORE	J82-W	B	N	N		26.7	1	3.2	333.9	1,068.4	8.18	3.35	4.84	18.6	35.8	51.7	19.9
1500-43	LOWGRADE	J82-W	B	N	N		5.1	1	3.2	63.1	202.0	3.79	1.36	2.44	8.3	2.7	4.9	1.7
1500-44	ORE	J82-W	A	N	N		11.2	1	3.2	140.4	449.2	25.15	7.49	17.66	43.9	33.6	79.3	19.7
1500-45	OXIDE	J82-W	B	Y	N		6.8	1	2.5	85.1	212.8							
1500-46	ORE	J82-W	A	N	N		0.6	1	3.2	7.1	22.8	25.15	7.49	17.66	43.9	1.7	4.0	1.0
1500-98	OXIDE	J81	B	N	N		32.9	1	2.5	411.5	1,028.8	16.58	7.43	9.15	72.1	76.4	94.1	74.2
Totals and Averages for Section:		1500							3.1	80,743	250,461	15.96	6.57	9.39	77.0	16,460	23,517	19,296

SECTION: 1512 Listing of ALL BLOCKS regardless of material, grade or classification

INVENTORY BLOCK NAME	MATERIAL TYPE	ORE ZONE NAME	CLASSIF. A=PROB+PROV B+POSSIBLE	THIN BLOCK ? (Y=<2.2m.)	MINING STATUS (Y=MINED)	MINING AREA NAME	BLOCK AREA IN SECTION (sq. m.)	STRIKE ADJUSTMENT (x12.5 m.)	IN-SITU DENSITY (tns/cu.m)	BLOCK VOLUME (cu. m.)	BLOCK TONNAGE (tonnes)	Pb+Zn GRADE (wt. %)	LEAD GRADE (wt. %)	ZINC GRADE (wt. %)	SILVER GRADE (gm/tn)	LEAD METAL (tonnes)	ZINC METAL (tonnes)	SILVER METAL (kg)
ORE		JB2-W	A	N	Y	13402W-100	136.8	0.7	3.2	1,196.6	3,829.3	17.94	6.24	11.70	35.4	239.0	447.9	135.6
????				N	N		7.1	1		89.3								
OXIDE MARBLE		JB2-E	A	N	Y	13802E-100	4.3	1	2.5	53.8	134.4	7.57	5.87	1.70	220.4	7.9	2.3	29.6
				N	Y	13402W-400	17.4	1	2.9	217.3	630.0							
ORE		JB2-E	A	N	Y	13802E-100	4.2	0.9	3.2	46.8	149.8	20.74	7.94	12.80	55.2	11.9	19.2	8.3
ORE		JB2-W	A	N	Y	1350VENT A	7.1	0.9	3.2	79.8	255.2	23.76	7.63	16.13	71.6	19.5	41.2	18.3
ORE		JB2-E	A	N	Y	13802E-100	154.0	0.9	3.2	1,731.9	5,542.2	20.74	7.94	12.80	55.2	440.2	709.3	306.1
MARBLE				N	Y	13802E-100	8.2	1	2.9	102.0	295.8							
ORE		JB2-E	A	N	Y	13702E-200	19.7	0.9	3.2	222.1	710.6	20.74	7.94	12.80	55.2	56.5	91.0	39.3
MARBLE				N	Y	1360VENT A	8.3	1	2.9	103.3	299.4							
PHYLLITE				N	Y	13702E-100	59.0	1	2.7	737.1	1,990.2							
ORE		JB2-W	A	N	Y	1360VENT A	169.1	0.9	3.2	1,902.5	6,088.0	23.76	7.63	16.13	71.6	464.8	981.9	436.0
ORE		JB2-E	A	N	Y	DP-3	17.5	0.9	3.2	196.9	630.0	20.74	7.94	12.80	55.2	50.0	80.6	34.8
MARBLE				N	Y	R1395	29.9	1	2.9	374.3	1,085.3							
MARBLE				N	Y	R1408	19.1	1	2.9	238.4	691.3							
PHYLLITE				N	Y	1422CHHNE	6.9	1	2.7	85.9	231.9							
ORE		JB2-E	A	N	Y	13702E-100	21.8	0.9	3.2	244.7	783.0	20.74	7.94	12.80	55.2	62.2	100.2	43.2
ORE		JB2-W	A	N	Y	1340-ACCES	51.8	0.7	3.2	453.2	1,450.4	17.94	6.24	11.70	35.4	90.5	169.7	51.4
MARBLE				N	Y	1422-100	28.7	1	2.9	359.1	1,041.5							
PHYLLITE				N	Y	1330-402A	3.7	1	2.7	45.9	123.9							
PHYLLITE				N	Y	DP	2.8	1	2.7	34.5	93.2							
MARBLE				N	Y	1330-402	17.4	1	2.9	217.0	629.3							
PHYLLITE				N	Y	13402W-100	24.3	1	2.7	304.3	821.5							
LOWGRADE		JB1	A	N	Y	1422-100	32.1	1	3.2	401.0	1,283.2	0.00	0.00	0.00	0.0	0.0	0.0	0.0
MARBLE				N	Y	R1395	64.6	1	2.9	807.5	2,341.7							
ORE		JB2-W	A	N	Y	DP-2	25.2	0.9	3.2	283.6	907.6	23.76	7.63	16.13	71.6	69.3	146.4	65.0
ORE		JB2-W	A	N	Y	1330-402A	2.5	0.7	3.2	21.8	69.7	20.64	5.67	14.97	54.4	4.0	10.4	3.8

SECTION: 1512 Listing of ALL BLOCKS regardless of material, grade or classification

INVENTORY BLOCK NAME	MATERIAL TYPE	ORE ZONE NAME	CLASSIF. A=PROB+PROV B+POSSIBLE	THIN BLOCK ? (Y=<2.2m.)	MINING STATUS (Y=MINED)	MINING AREA NAME	BLOCK AREA IN SECTION (sq. m.)	STRIKE ADJUSTMENT (x12.5 m.)	IN-SITU DENSITY (tns/cu.m)	BLOCK VOLUME (cu. m.)	BLOCK TONNAGE (tonnes)	Pb+Zn GRADE (wt. %)	LEAD GRADE (wt. %)	ZINC GRADE (wt. %)	SILVER GRADE (gm/tn)	LEAD METAL (tonnes)	ZINC METAL (tonnes)	SILVER METAL (kg)
	MARBLE			N	Y	13402W-100	5.9	1	2.9	73.3	212.4							
	ORE	JB2-W	A	N	Y	1330-402	17.5	0.7	3.2	153.0	489.7	20.64	5.67	14.97	54.4	27.8	73.3	26.6
	ORE	JB2-W	A	N	Y	1350VENT A	214.5	0.9	3.2	2,413.5	7,723.1	23.76	7.63	16.13	71.6	589.6	1,245.6	553.1
	ORE	JB1	A	N	Y	R1421	12.9	0.9	3.2	144.6	462.6	21.94	8.12	13.81	40.1	37.6	63.9	18.6
	ORE	JB2-W	A	N	Y	13402W-400	88.1	0.7	3.2	770.4	2,465.4	17.94	6.24	11.70	35.4	153.9	288.4	87.3
	ORE	JB1	A	N	Y	1422CHIMNE	89.0	0.9	3.2	1,001.3	3,204.0	21.94	8.12	13.81	40.1	260.3	442.6	128.6
	MARBLE			N	Y	13702E-ACC	22.6	1	2.9	282.0	817.8							
	PHYLLITE			N	Y	DP-3	16.7	1	2.7	208.1	561.9							
	MARBLE			N	Y	13802E-100	34.7	1	2.9	433.8	1,257.9							
	MARBLE			N	Y	1350VENT A	5.7	1	2.9	71.0	205.9							
	PHYLLITE			N	Y	13802E-100	2.3	1	2.7	28.7	77.6							
	MARBLE			N	Y	R1365	19.4	1	2.9	242.8	704.0							
	MARBLE			N	Y	R1421	11.1	1	2.9	138.1	400.6							
	ORE	JB2-W	A	N	Y	DP	52.5	0.9	3.2	590.1	1,888.2	23.76	7.63	16.13	71.6	144.1	304.5	135.2
	PHYLLITE			N	Y	13802E-100	5.8	1	2.7	72.0	194.4							
	PHYLLITE			N	Y	13702E-200	11.4	1	2.7	142.0	383.4							
1512-1	ORE	JB1	A	N	N		380.3	0.9	3.2	4,277.9	13,689.4	21.94	8.12	13.81	40.1	1,112.0	1,890.9	549.4
1512-2	ORE	JB2-E	B	N	N		67.6	1	3.2	845.5	2,705.6	20.87	9.03	11.84	32.3	244.3	320.3	87.5
1512-3	ORE	JB2-E	A	N	N		147.4	0.9	3.2	1,658.1	5,306.0	20.74	7.94	12.80	55.2	421.5	679.1	293.1
1512-3B	ORE	JB2-E	A	N	N		466.1	0.9	3.2	5,243.1	16,777.8	20.74	7.94	12.80	55.2	1,332.8	2,147.3	926.7
1512-4	ORE	JB2-W	A	N	N		577.6	0.9	3.2	6,498.2	20,794.3	23.76	7.63	16.13	71.6	1,587.5	3,353.7	1,489.3
1512-4A	ORE	JB2-W	A	N	N		4.8	0.9	3.2	54.2	173.5	23.76	7.63	16.13	71.6	13.2	28.0	12.4
1512-4B	ORE	JB2-W	A	N	N		6.6	0.9	3.2	74.3	237.6	23.76	7.63	16.13	71.6	18.1	38.3	17.0
1512-4C	ORE	JB2-W	A	N	N		60.1	0.5	3.2	375.6	1,202.0	23.76	7.63	16.13	71.6	91.8	193.9	86.1
1512-5	ORE	JB2-W	B	N	N		149.4	0.7	3.2	1,307.0	4,182.4	20.64	5.67	14.97	54.4	237.1	626.1	227.5
1512-7	ORE	JB2-L	A	N	N		84.4	1	3.2	1,054.8	3,375.2	13.01	3.44	9.57	60.8	116.2	322.9	205.3
1512-8	ORE	JB2-E	B	Y	N		14.4	1	3.2	179.8	575.2	15.87	5.77	10.10	99.2	33.2	58.1	57.1

SECTION: 1512 Listing of ALL BLOCKS regardless of material, grade or classification

INVENTORY BLOCK NAME	MATERIAL TYPE	ORE ZONE NAME	CLASSIF. A=PROB+PROV B+POSSIBLE	THIN BLOCK ? (Y=<2.2m.)	MINING STATUS (Y=MINED)	MINING AREA NAME	BLOCK AREA IN SECTION (sq. m.)	STRIKE ADJUSTMENT (x12.5 m.)	IN-SITU DENSITY (tns/cu.m)	BLOCK VOLUME (cu. m.)	BLOCK TONNAGE (tonnes)	Pb+Zn GRADE (wt. %)	LEAD GRADE (wt. %)	ZINC GRADE (wt. %)	SILVER GRADE (gm/tn)	LEAD METAL (tonnes)	ZINC METAL (tonnes)	SILVER METAL (kg)
1512-9	LOWGRADE	AB	B	N	N		15.2	1	3.2	190.5	609.6	6.62	1.82	4.80	17.3	11.1	29.3	10.5
1512-10	ORE	AB	B	Y	N		4.7	1	3.2	58.5	187.2	10.58	6.55	4.03	254.5	12.3	7.5	47.6
1512-11	LOWGRADE	AB	B	Y	N		6.7	1	3.2	83.4	266.8	3.72	1.40	2.33	14.9	3.7	6.2	4.0
1512-12	LOWGRADE	AB	B	N	N		16.6	1	3.2	208.0	665.6	6.24	4.16	2.08	255.0	27.7	13.8	169.7
1512-13	ORE	AB	B	N	N		180.6	1	3.2	2,257.4	7,223.6	22.11	8.04	14.07	63.8	580.9	1,016.0	460.6
1512-13A	ORE	AB	B	N	N		8.0	1	3.2	100.1	320.4	22.11	8.04	14.07	63.8	25.8	45.1	20.4
1512-14	ORE	AB	B	Y	N		38.7	1	3.2	484.1	1,549.2	13.82	3.62	10.21	39.2	56.0	158.1	60.7
1512-15	ORE	AB	B	Y	N		9.8	1	3.2	122.1	390.8	8.85	0.29	8.56	5.5	1.1	33.5	2.1
1512-16	LOWGRADE	JB2-E	B	N	N		488.4	1	3.2	6,105.5	19,537.6	3.95	2.54	1.41	102.2	495.7	275.2	1,996.2
1512-17	LOWGRADE	AB	B	N	N		62.6	1	3.2	782.1	2,502.8	0.23	0.12	0.11	10.5	3.0	2.8	26.3
1512-18	ORE	CHIMNEY	B	N	N		10.3	0.6	3.2	77.0	246.5	29.54	12.89	16.65	66.3	31.8	41.0	16.3
1512-19	LOWGRADE	CHIMNEY	B	N	N		52.7	0.8	3.2	526.7	1,685.4	2.85	1.29	1.56	6.5	21.8	26.2	10.9
1512-20	LOWGRADE	JB2-W	A	N	N		14.4	1	3.2	179.8	575.2	3.09	1.01	2.08	10.1	5.8	12.0	5.8
1512-21	LOWGRADE	JB2-E	B	N	N		26.0	1	3.2	325.5	1,041.6	0.02	0.01	0.01	1.5	0.1	0.1	1.6
1512-22	LOWGRADE	JB2-E	A	N	N		38.3	1	3.2	478.5	1,531.2	3.01	2.33	0.69	53.5	35.7	10.5	81.9
1512-23	LOWGRADE	JB2-E	B	N	N		55.3	1	3.2	690.6	2,210.0	3.46	1.08	2.38	41.3	23.8	52.6	91.2
1512-24	ORE	JB2-W	A	N	N		12.2	1	3.2	152.8	488.8	23.76	7.63	16.13	71.6	37.3	78.8	35.0
1512-25	LOWGRADE	AB	B	N	N		60.7	1	3.2	758.8	2,428.0	2.70	1.60	1.10	83.0	38.9	26.7	201.6
1512-26	LOWGRADE	AB	B	Y	N		19.3	1	3.2	241.5	772.8	3.64	1.16	2.49	55.3	8.9	19.2	42.8
1512-27	LOWGRADE	AB	B	N	N		52.5	1	3.2	656.1	2,099.6	2.38	0.56	1.82	17.8	11.7	38.2	37.3
1512-28	LOWGRADE	AB	B	N	N		41.7	1	3.2	520.8	1,666.4	2.89	1.11	1.78	18.9	18.5	29.7	31.5
1512-29	LOWGRADE	AB	B	N	N		51.8	1	3.2	646.9	2,070.0	1.29	0.53	0.76	3.3	11.0	15.7	6.8
1512-30	OXIDE	JB2-E	B	N	N		90.9	1	2.5	1,136.3	2,840.6	7.57	5.87	1.70	220.4	166.8	48.2	626.2
1512-31	OXIDE	AB	B	N	N		11.0	1	2.5	137.4	343.4	11.26	11.18	0.08	136.4	38.4	0.3	46.8
1512-32	OXIDE	AB	B	N	N		12.4	1	2.5	154.8	386.9	2.47	1.09	1.38	26.4	4.2	5.3	10.2
1512-33	OXIDE	JB2-W	B	N	N		40.6	1	2.5	507.3	1,268.1	27.80	8.79	19.01	44.1	111.5	241.1	55.9
1512-34	ORE	JB2-W	A	N	N		349.9	0.7	3.2	3,061.6	9,797.2	17.94	6.24	11.70	35.4	611.4	1,146.0	347.0

SECTION: 1512 Listing of ALL BLOCKS regardless of material, grade or classification

INVENTORY BLOCK NAME	MATERIAL TYPE	ORE ZONE NAME	CLASSIF. A=PROB+PROV B+POSSIBLE	THIN BLOCK ? (Y=<2.2m.)	MINING STATUS (Y=MINED)	MINING AREA NAME	BLOCK AREA IN SECTION (sq. m.)	STRIKE ADJUSTMENT (x12.5 m.)	IN-SITU DENSITY (tns/cu.m)	BLOCK VOLUME (cu. m.)	BLOCK TONNAGE (tonnes)	Pb+Zn GRADE (wt. %)	LEAD GRADE (wt. %)	ZINC GRADE (wt. %)	SILVER GRADE (gm/tn)	LEAD METAL (tonnes)	ZINC METAL (tonnes)	SILVER METAL (kg)
1512-34A	ORE	J82-W	A	N	N		24.0	0.7	3.2	210.3	672.8	17.94	6.24	11.70	35.4	42.0	78.7	23.8
1512-34B	ORE	J82-W	A	N	N		82.0	0.7	3.2	717.1	2,294.9	17.94	6.24	11.70	35.4	143.2	268.4	81.3
1512-35	LOWGRADE	AB	B	N	N		27.3	1	3.2	340.6	1,090.0	1.44	0.33	1.11	6.0	3.6	12.1	6.6
1512-36	OXIDE	J81	B	Y	N		68.3	1	2.5	853.5	2,133.8							
1512-37	LOWGRADE	J81	B	Y	N		55.6	1	3.2	695.5	2,225.6							
1512-38	LOWGRADE	J82-W	B	Y	N		28.9	1	3.2	361.5	1,156.8							
1512-39	OXIDE	J82-E	B	Y	N		30.2	1	2.5	378.0	945.0							
1512-40	OXIDE	J82-E	B	N	N		13.6	1	2.5	170.4	425.9							
1512-41	ORE	J81	B	Y	N		38.5	1	3.2	481.1	1,539.6	21.94	8.12	13.81	40.1	125.1	212.7	61.8
1512-42	OXIDE	J81	B	Y	N		55.5	1	2.5	694.0	1,735.0							
1512-43	ORE	J82-L	B	N	N		54.1	1	3.2	676.1	2,163.6	17.79	4.54	13.25	25.2	98.2	286.7	54.6
1512-44	LOWGRADE	J82-E	B	Y	N		7.8	1	3.2	98.0	313.6							
1512-45	OXIDE	J82-W	B	Y	N		2.9	1	2.5	36.8	91.9	4.18	1.77	2.42	5.5	1.6	2.2	0.5
1512-3A	ORE	J82-E	A	N	N		6.7	1	3.2	84.1	269.2	20.74	7.94	12.80	55.2	21.4	34.5	14.9
1512-5A	ORE	J82-W	B	N	N		2.7	1	3.2	34.0	108.8	20.64	5.67	14.97	54.4	6.2	16.3	5.9

Totals and Averages for Section: 1512 3.1 65,358 204,048 14.67 5.28 9.39 52.8 10,773 19,167 10,769

SECTION: 1525 Listing of ALL BLOCKS regardless of material, grade or classification

INVENTORY BLOCK NAME	MATERIAL TYPE	ORE ZONE NAME	CLASSIF. A=PROB+PROV B=POSSIBLE	THIN BLOCK ? (Y=<2.2m.)	MINING STATUS (Y=MINED)	MINING AREA NAME	BLOCK AREA IN SECTION (sq. m.)	STRIKE ADJUSTMENT (x12.5 m.)	IN-SITU DENSITY (tns/cu.m)	BLOCK VOLUME (cu. m.)	BLOCK TONNAGE (tonnes)	Pb+Zn GRADE (wt. %)	LEAD GRADE (wt. %)	ZINC GRADE (wt. %)	SILVER GRADE (gm/tn)	LEAD METAL (tonnes)	ZINC METAL (tonnes)	SILVER METAL (kg)
MARBLE				N	Y	1422CHIMNE	4.1	1	2.9	51.5	149.4							
MARBLE				N	Y	1335-401	4.5	1	2.9	56.8	164.6							
MARBLE				N	Y	R1395	103.0	1	2.9	1,287.8	3,734.5							
MARBLE				N	Y	1335-401	18.6	1	2.9	233.0	675.7							
ORE		JB2-E	A	N	Y	13802E-100	63.1	1	3.2	788.3	2,522.4	16.67	7.07	9.60	62.2	178.4	242.2	156.9
MARBLE				N	Y	REFUGE STA	22.1	1	2.9	275.8	799.7							
ORE		JB2-W	A	N	Y	1335-401	40.2	0.7	3.2	351.6	1,125.0	35.62	13.61	22.01	93.4	153.1	247.7	105.0
PHYLLITE				N	Y	13802E-100	19.8	1	2.7	247.6	668.6							
MARBLE				N	Y	1335-401	1.6	1	2.9	20.0	58.0							
MARBLE				N	Y	R1364	44.3	1	2.9	553.3	1,604.4							
ORE		JB1	A	N	Y	1422-100	22.6	0.7	3.2	197.9	633.4	17.11	6.73	10.38	36.7	42.6	65.7	23.3
PHYLLITE				N	Y	13802E-100	79.7	1	2.7	996.1	2,689.5							
MARBLE				N	Y	DP	19.8	1	2.9	247.4	717.4							
MARBLE				N	Y	13402W-400	29.7	1	2.9	371.4	1,077.0							
MARBLE				N	Y	1422CHIMNE	0.2	1	2.9	2.5	7.3							
MARBLE				N	Y	R1408	47.8	1	2.9	597.4	1,732.4							
MARBLE				N	Y	1330-402	40.4	1	2.9	505.4	1,465.6							
PHYLLITE				N	Y	1335-401	16.0	1	2.7	199.8	539.3							
MARBLE				N	Y	R1397	44.2	1	2.9	552.4	1,601.9							
MARBLE				N	Y	R1423	2.2	1	2.9	26.9	77.9							
PHYLLITE				N	Y	1335-401	5.2	1	2.7	64.4	173.8							
ORE		JB1	A	N	Y	R1423	18.7	1	3.2	233.4	746.8	16.57	6.41	10.16	33.5	47.9	75.9	25.0
ORE		JB2-E	A	N	Y	13702E-198	40.5	1	3.2	506.0	1,619.2	13.80	5.88	7.92	26.5	95.2	128.3	42.9
ORE		JB2-W	A	N	Y	1350VENT	12.2	0.7	3.2	106.7	341.3	35.62	13.61	22.01	93.4	46.4	75.1	31.9
PHYLLITE				N	Y	13702E ACC	64.2	1	2.7	802.5	2,166.8							
MARBLE				N	Y	DP-23	87.8	1	2.9	1,097.4	3,182.4							
MARBLE				N	Y	R1423	1.4	1	2.9	17.8	51.5							

SECTION: 1525 Listing of ALL BLOCKS regardless of material, grade or classification

INVENTORY BLOCK NAME	MATERIAL TYPE	ORE ZONE NAME	CLASSIF. A=PROB+PROV B+POSSIBLE	THIN BLOCK ? (Y=<2.2m.)	MINING STATUS (Y=MINED)	MINING AREA NAME	BLOCK AREA IN SECTION (sq. m.)	STRIKE ADJUSTMENT (X12.5 m.)	IN-SITU DENSITY (tns/cu.m)	BLOCK VOLUME (cu. m.)	BLOCK TONNAGE (tonnes)	Pb+Zn GRADE (wt. %)	LEAD GRADE (wt. %)	ZINC GRADE (wt. %)	SILVER GRADE (gm/tn)	LEAD METAL (tonnes)	ZINC METAL (tonnes)	SILVER METAL (kg)
ORE		JB1	A	N	Y	1422CHIMNE	137.1	0.9	3.2	1,542.8	4,937.0	19.79	6.22	13.57	39.1	307.1	669.9	193.2
LOWGRADE		JB1		N	Y	1422CHIMNE	8.8	0.7	3.2	77.3	247.2	3.65	1.67	1.98	6.8	4.1	4.9	1.7
ORE		JB2-L	A	N	Y	1335-401	186.4	1	3.2	2,329.5	7,454.4	19.81	6.28	13.53	40.3	468.3	1,008.5	300.1
ORE		JB2-E	A	N	Y	13802E-100	105.4	1	3.2	1,317.9	4,217.2	16.41	8.52	7.89	317.9	359.3	332.8	1,340.7
MARBLE				N	Y	1422-100	19.1	1	2.9	238.4	691.3							
MARBLE				N	Y	1422CHIMNE	6.6	1	2.9	81.9	237.4							
PHYLLITE				N	Y	R1423	9.1	1	2.7	113.5	306.5							
ORE		JB2-W	A	N	Y	DP-23	2.0	0.8	3.2	20.3	65.0	14.69	3.68	11.01	47.1	2.4	7.2	3.1
ORE		JB2-W	A	N	Y	REFUGE STA	37.7	1	3.2	471.4	1,508.4	18.34	6.44	11.89	31.2	97.2	179.4	47.1
ORE		JB2-L	A	N	Y	1335-401	4.3	1	3.2	54.1	173.2	19.81	6.28	13.53	40.3	10.9	23.4	7.0
MARBLE				N	Y	1335-401	0.0	1	2.9	0.1	0.4							
ORE		JB1	A	N	Y	1422CHIMNE	42.8	0.9	3.2	481.7	1,541.5	19.79	6.22	13.57	39.1	95.9	209.2	60.3
ORE		JB2-W	A	N	Y	13402W-400	102.9	0.7	3.2	900.3	2,880.9	35.62	13.61	22.01	93.4	392.0	634.2	269.0
MARBLE				N	Y	13702E-ACC	33.4	1	2.9	417.6	1,211.1							
MARBLE				N	Y	13702E-198	47.8	1	2.9	597.6	1,733.1							
PHYLLITE				N	Y	13802E-100	8.6	1	2.7	106.9	288.6							
ORE		JB2-L	A	N	Y	1335-401	1.1	1	3.2	14.0	44.8	19.81	6.28	13.53	40.3	2.8	6.1	1.8
MARBLE				N	Y	REFUGE STA	35.6	1	2.9	445.0	1,290.5							
PHYLLITE				N	Y	13702E-198	9.8	1	2.7	122.4	330.4							
MARBLE				N	Y	1335-401	7.7	1	2.9	96.3	279.1							
MARBLE				N	Y	13402W-100	33.6	1	2.9	420.4	1,219.1							
1525-1	OXIDE	JB1	B	Y	N		70.6	1	2.5	882.9	2,207.2	18.25	10.06	8.18	90.8	222.1	180.6	200.5
1525-2	LOWGRADE	JB1	B	Y	N		64.0	1	3.2	800.4	2,561.2	1.49	0.79	0.70	9.5	20.3	17.9	24.2
1525-3	ORE	JB1	B	Y	N		43.0	1	3.2	537.0	1,718.4	13.48	5.58	7.89	32.4	96.0	135.6	55.7
1525-4	OXIDE	JB1	B	Y	N		65.5	1	2.5	818.4	2,045.9	11.82	4.52	7.30	56.8	92.5	149.3	116.2
1525-5	ORE	JB1	A	N	N		148.0	0.7	3.2	1,294.6	4,142.6	17.11	6.73	10.38	36.7	278.9	429.9	152.2
1525-6	ORE	JB1	B	N	N		71.5	0.7	3.2	625.5	2,001.7	9.44	2.93	6.51	16.1	58.6	130.3	32.2

SECTION: 1525 Listing of ALL BLOCKS regardless of material, grade or classification

INVENTORY BLOCK NAME	MATERIAL TYPE	ORE ZONE NAME	CLASSIF. A=PROB+PROV B+POSSIBLE	THIN BLOCK ? (Y=<2.2m.)	MINING STATUS (Y=MINEO)	MINING AREA NAME	BLOCK AREA IN SECTION (sq. m.)	STRIKE ADJUSTMENT (x12.5 m.)	IN-SITU DENSITY (tns/cu.m)	BLOCK VOLUME (cu. m.)	BLOCK TONNAGE (tonnes)	Pb+Zn GRADE (wt. %)	LEAD GRADE (wt. %)	ZINC GRADE (wt. %)	SILVER GRADE (gm/tn)	LEAD METAL (tonnes)	ZINC METAL (tonnes)	SILVER METAL (kg)
1525-7	LOWGRADE	JB1	A	N	N		68.5	0.7	3.2	599.7	1,919.1	3.65	1.67	1.98	6.8	32.0	38.0	13.1
1525-8	ORE	JB1	A	N	N		46.6	0.9	3.2	523.7	1,675.8	19.79	6.22	13.57	39.1	104.2	227.4	65.6
1525-9	ORE	JB1	A	N	N		26.7	1	3.2	333.9	1,068.4	16.57	6.41	10.16	33.5	68.5	108.5	35.8
1525-9A	ORE	JB1	A	N	N		0.1	1	3.2	1.0	3.2	16.57	6.41	10.16	33.5	0.2	0.3	0.1
1525-10	LOWGRADE	JB1	A	N	N		39.6	0.8	3.2	395.7	1,266.2	7.67	2.87	4.80	15.0	36.3	60.8	19.0
1525-11	OXIDE	JB1	B	N	N		71.9	0.8	2.5	719.3	1,798.3	6.46	3.41	3.05	20.1	61.3	54.9	36.2
1525-12	OXIDE	JB2-E	B	Y	N		25.5	1	2.5	319.1	797.8	16.06	7.82	8.24	42.0	62.4	65.7	33.5
1525-13	OXIDE	JB2-E	B	Y	N		14.5	1	2.5	181.4	453.4	14.38	7.79	6.59	71.4	35.3	29.9	32.4
1525-14	ORE	JB2-E	A	N	N		198.5	1	3.2	2,481.3	7,940.0	16.67	7.07	9.60	62.2	561.5	762.4	493.8
1525-14A	ORE	JB2-E	A	N	N		15.7	1	3.2	196.8	629.6	16.67	7.07	9.60	62.2	44.5	60.5	39.2
1525-15	ORE	JB2-E	A	N	N		94.6	1	3.2	1,182.3	3,783.2	16.41	8.52	7.89	317.9	322.3	298.5	1,202.7
1525-16	LOWGRADE	JB2-E	A	N	N		322.8	0.8	3.2	3,228.2	10,330.2	2.82	1.84	0.98	70.3	189.9	101.1	726.6
1525-17	LOWGRADE	UNKN	B	Y	N		8.1	1	3.2	100.6	322.0							
1525-18	ORE	UNKN	B	Y	N		5.4	1	3.2	67.8	216.8	2.15	0.87	1.28	6.4	1.9	2.8	1.4
1525-19	ORE	JB2-E	A	N	N		25.3	0.8	3.2	252.5	808.0	20.63	11.32	9.30	152.2	91.5	75.2	123.0
1525-20	OXIDE	JB2-E	A	N	N		11.5	0.8	2.5	115.3	288.3	12.32	11.56	0.76	459.0	33.3	2.2	132.3
1525-21	ORE	JB2-E	A	N	N		11.2	0.8	3.2	112.0	358.4							
1525-22	ORE	JB2-E	A	N	N		22.6	1	3.2	282.8	904.8	13.80	5.88	7.92	26.5	53.2	71.7	24.0
1525-22A	ORE	JB2-E	A	N	N		4.0	1	3.2	49.4	158.0	13.80	5.88	7.92	26.5	9.3	12.5	4.2
1525-23	ORE	JB2-E	A	N	N		13.6	1	3.2	170.3	544.8	15.16	5.60	9.56	29.8	30.5	52.1	16.2
1525-24	OXIDE	JB2-E	A	N	N		4.8	1	2.5	60.1	150.3							
1525-25	LOWGRADE	JB2-E	A	N	N		30.5	1	3.2	381.0	1,219.2	3.63	3.05	0.58	55.6	37.2	7.1	67.8
1525-26	ORE	JB2-E	A	N	N		365.7	0.7	3.2	3,200.1	10,240.4	20.28	6.94	13.34	50.5	710.5	1,366.1	517.1
1525-27	ORE	AB	B	N	N		52.1	1	3.2	651.4	2,084.4	13.21	5.75	7.46	71.9	119.9	155.5	149.9
1525-28	LOWGRADE	AB	B	N	N		131.1	1	3.2	1,639.2	5,245.6	0.14	0.04	0.10	1.2	2.1	5.2	6.3
1525-29	ORE	JB2-W	B	N	N		88.4	0.8	3.2	884.2	2,829.4	14.69	3.68	11.01	47.1	104.2	311.6	133.2
1525-30	ORE	JB2-W	A	N	N		358.8	0.7	3.2	3,139.8	10,047.2	35.62	13.61	22.01	93.4	1,367.0	2,211.8	938.0

SECTION: 1525 Listing of ALL BLOCKS regardless of material, grade or classification

INVENTORY BLOCK NAME	MATERIAL TYPE	ORE ZONE NAME	CLASSIF. A=PRDB+PROV B+POSSIBLE	THIN BLOCK ? (Y=<2.2m.)	MINING STATUS (Y=MINED)	MINING AREA NAME	BLOCK AREA IN SECTION (sq. m.)	STRIKE ADJUSTMENT (x12.5 m.)	IN-SITU DENSITY (tns/cu.m)	BLOCK VOLUME (cu. m.)	BLOCK TONNAGE (tonnes)	Pb+Zn GRADE (wt. %)	LEAD GRADE (wt. %)	ZINC GRADE (wt. %)	SILVER GRADE (gm/tn)	LEAD METAL (tonnes)	ZINC METAL (tonnes)	SILVER METAL (kg)
1525-31	LOWGRADE	AB	B	N	N		123.4	1	3.2	1,543.0	4,937.6	2.85	1.84	1.01	91.8	90.9	49.9	453.3
1525-32	LOWGRADE	AB	B	N	N		50.8	1	3.2	635.1	2,032.4	5.38	1.90	3.48	27.0	38.6	70.7	54.9
1525-33	ORE	UNKN	B	Y	N		35.7	1	3.2	446.4	1,428.4	22.12	7.59	14.53	94.9	108.4	207.5	135.6
1525-34	ORE	JB2-W	A	N	N		283.2	1	3.2	3,540.4	11,329.2	18.34	6.44	11.89	31.2	730.0	1,347.3	353.6
1525-34A	ORE	JB2-W	A	N	N		9.0	1	3.2	112.3	359.2	18.34	6.44	11.89	31.2	23.1	42.7	11.2
1525-35	ORE	JB2-L	A	N	N		67.1	1	3.2	839.0	2,684.8	19.81	6.28	13.53	40.3	168.7	363.2	108.1
1525-35A	ORE	JB2-L	A	N	N		26.2	1	3.2	327.0	1,046.4	19.81	6.28	13.53	40.3	65.7	141.6	42.1
1525-36	LOWGRADE	JB2-W	B	Y	N		14.7	1	3.2	184.0	588.8							
1525-37	LOWGRADE	JB2-W	B	Y	N		99.8	1	3.2	1,247.4	3,991.6	1.32	0.64	0.68	4.7	25.7	27.0	18.6
1525-38	LOWGRADE	JB2-W	B	N	N		29.0	1	3.2	362.4	1,159.6	3.72	1.26	2.46	17.4	14.6	28.5	20.2
1525-39	OXIDE	JB2-W	B	Y	N		21.9	1	2.5	273.4	683.4	3.62	0.99	2.63	4.6	6.7	18.0	3.2
1525-40	ORE	JB2-L	B	Y	N		71.5	1	3.2	894.0	2,860.8	8.05	3.95	4.10	19.6	113.1	117.2	56.0
1525-41	LOWGRADE	JB2-L	B	Y	N		62.6	1	3.2	783.0	2,505.6	5.25	2.25	3.00	17.8	56.3	75.3	44.6
1525-42	LOWGRADE	AB	B	N	N		34.7	1	3.2	433.2	1,386.4	4.69	1.67	3.02	74.5	23.2	41.8	103.3
1525-43	LOWGRADE	UNKN	B	N	N		43.5	1	3.2	543.4	1,738.8	0.49	0.36	0.13	18.9	6.3	2.3	32.9
1525-44	ORE	JB2-L	A	N	N		0.3	1	3.2	4.1	13.2	19.81	6.28	13.53	40.3	0.8	1.8	0.5
1525-45	ORE	JB1	A	N	N		0.1	1	3.2	1.5	4.8	9.44	2.93	6.51	16.1	0.1	0.3	0.1

Totals and Averages for Section: 1525

3.1 58,637 181,494 12.23 4.75 7.48 52.0 8,623 13,571 9,439

SECTION: 1537 Listing of ALL BLOCKS regardless of material, grade or classification

INVENTORY BLOCK NAME	MATERIAL TYPE NAME	ORE ZONE	CLASSIF. A=PROB+PROV B+POSSIBLE	THIN BLOCK ? (Y=<2.2m.)	MINING STATUS (Y=MINED)	MINING AREA NAME	BLOCK AREA IN SECTION (sq. m.)	STRIKE ADJUSTMENT (x12.5 m.)	IN-SITU DENSITY (tns/cu.m)	BLOCK VOLUME (cu. m.)	BLOCK TONNAGE (tonnes)	Pb+Zn GRADE (wt. %)	LEAD GRADE (wt. %)	ZINC GRADE (wt. %)	SILVER GRADE (gm/tn)	LEAD METAL (tonnes)	ZINC METAL (tonnes)	SILVER METAL (kg)
ORE		JB2-E	A	N	Y	1380-103-B	18.3	0.9	3.2	206.2	659.9	13.04	5.83	7.20	76.2	38.5	47.5	50.3
ORE		JB2-E	A	N	Y	CHIK-TTA	70.2	0.9	3.2	789.4	2,526.1	20.95	7.70	13.25	62.3	194.6	334.7	157.3
MARBLE				N	Y	13702EACCE	22.4	1	2.9	279.5	810.6							
PHYLLITE				N	Y	1422-ACCES	3.0	1	2.7	37.3	100.6							
MARBLE				N	Y	1360-ACCES	26.9	1	2.9	336.3	975.1							
MARBLE				N	Y	R1362	19.9	1	2.9	248.6	721.0							
MARBLE				N	Y	R1343	19.3	1	2.9	241.5	700.4							
MARBLE				N	Y	1330-401	64.4	1	2.9	805.3	2,335.2							
MARBLE				N	Y	1408PORT	99.9	1	2.9	1,248.5	3,620.7							
MARBLE				N	Y	13702EACCE	90.1	1	2.9	1,126.4	3,266.5							
PHYLLITE				N	Y	1380-103-B	18.7	1	2.7	233.3	629.8							
MARBLE				N	Y	1380-103-B	0.3	1	2.9	3.6	10.5							
ORE		JB2-E	A	N	Y	13702EACCE	3.5	0.9	3.2	39.5	126.4	19.36	8.21	11.15	40.8	10.4	14.1	5.2
MARBLE				N	Y	1395-P00	51.4	1	2.9	642.1	1,862.2							
MARBLE				N	Y	R1404	34.5	1	2.9	431.8	1,252.1							
MARBLE				N	Y	1380-103-A	30.0	1	2.9	375.4	1,088.6							
MARBLE				N	Y	1335-403-A	3.9	1	2.9	48.9	141.7							
ORE		JB1	A	N	Y	VENT RAISE	9.9	1	3.2	123.1	394.0	9.48	3.34	6.14	16.8	13.2	24.2	6.6
ORE		JB2-W	A	N	Y	1330-401	4.4	1	3.2	54.8	175.2	17.75	6.17	11.58	35.4	10.8	20.3	6.2
MARBLE				N	Y	R1384	27,529.0	1	2.9	344,112.9	997,927.3							
MARBLE				N	Y	1422-P00 A	24.5	1	2.9	305.6	886.3							
OXIDE		JB1	A	N	Y	1408PORT	18.0	1	2.5	224.5	561.3							
PHYLLITE				N	Y	1380-103-B	4.2	1	2.7	52.5	141.8							
LOWGRADE		JB1	A	N	Y	1408PORT	16.7	1	3.2	208.1	666.0	0.00	0.00	0.00	0.0	0.0	0.0	0.0
ORE		JB2-W	A	N	Y	1335-403-B	58.4	0.9	3.2	657.3	2,103.5	35.86	12.74	23.11	93.3	268.1	486.2	196.3
ORE		JB1	A	N	Y	1422-ACCES	27.9	1	3.2	348.8	1,116.0	9.48	3.34	6.14	16.8	37.3	68.5	18.7
ORE		JB2-E	A	N	Y	1380-103-B	14.7	0.9	3.2	165.2	528.5	19.36	8.21	11.15	40.8	43.4	58.9	21.6

SECTION: 1537 Listing of ALL BLOCKS regardless of material, grade or classification

INVENTORY BLOCK NAME	MATERIAL TYPE	ORE ZONE NAME	CLASSIF. A=PROB+PROV B+POSSIBLE	THIN BLOCK ? (Y=<2.2m.)	MINING STATUS (Y=MINED)	MINING AREA NAME	BLOCK AREA IN SECTION (sq. m.)	STRIKE ADJUSTMENT (x12.5 m.)	IN-SITU DENSITY (tns/cu.m)	BLOCK VOLUME (cu. m.)	BLOCK TONNAGE (tonnes)	Pb+Zn GRADE (wt. %)	LEAD GRADE (wt. %)	ZINC GRADE (wt. %)	SILVER GRADE (gm/tn)	LEAD METAL (tonnes)	ZINC METAL (tonnes)	SILVER METAL (kg)
	PHYLLITE			N	Y	VENT RAISE	1.4	1	2.7	17.1	46.2							
	ORE	JB2-W	A	N	Y	1335-403-A	54.0	0.9	3.2	607.7	1,944.7	35.86	12.74	23.11	93.3	247.8	449.5	181.5
	MARBLE			N	Y	1380-103-B	13.3	1	2.9	166.4	482.5							
	PHYLLITE			N	Y	CHIM-TTA	34.2	1	2.7	428.0	1,155.6							
	MARBLE			N	Y	R1399	24.1	1	2.9	301.8	875.1							
1537-1	ORE	JB1	B	N	N		245.3	1	3.2	3,066.3	9,812.0	11.52	5.47	6.06	34.3	536.3	594.3	336.3
1537-2	ORE	JB1	B	N	N		158.8	1	3.2	1,984.9	6,351.6	9.48	3.34	6.14	16.8	212.2	389.8	106.5
1537-3	ORE	JB1	B	N	N		70.8	1	3.2	884.4	2,830.0	19.26	8.82	10.44	37.7	249.6	295.5	106.7
1537-4	ORE	JB1-L	B	N	N		52.4	1	3.2	655.0	2,096.0	11.88	4.02	7.86	19.2	84.3	164.7	40.2
1537-5	ORE	AB	B	N	N		84.2	1	3.2	1,052.1	3,366.8	16.67	7.07	9.60	62.2	238.1	323.3	209.4
1537-6	ORE	JB2-E	A	N	N		55.4	0.9	3.2	623.5	1,995.1	13.04	5.83	7.20	76.2	116.4	143.7	152.1
1537-6A	ORE	JB2-E	A	N	N		13.3	0.9	3.2	149.4	478.1	13.04	5.83	7.20	76.2	27.9	34.4	36.4
1537-7	ORE	JB2-E	A	N	N		17.7	0.9	3.2	198.8	636.1	19.36	8.21	11.15	40.8	52.2	71.0	26.0
1537-7A	ORE	JB2-E	A	N	N		13.5	0.9	3.2	151.9	486.0	19.36	8.21	11.15	40.8	39.9	54.2	19.8
1537-7B	ORE	JB2-E	A	N	N		1.0	0.9	3.2	11.0	35.3	19.36	8.21	11.15	40.8	2.9	3.9	1.4
1537-8	ORE	JB2-E	A	N	N		335.0	0.9	3.2	3,769.2	12,061.4	20.95	7.70	13.25	62.3	929.2	1,598.1	750.9
1537-9	ORE	AB	B	N	N		14.8	1	3.2	185.5	593.6	15.20	5.36	9.84	77.6	31.8	58.4	46.1
1537-10	ORE	JB2-W	A	N	N		338.1	0.9	3.2	3,803.2	12,170.2	35.86	12.74	23.11	93.3	1,550.9	2,812.8	1,135.8
1537-11	ORE	JB2-W	B	Y	N		76.8	1	3.2	959.6	3,070.8	17.75	6.17	11.58	35.4	189.5	355.7	108.6
1537-12	ORE	JB2-W	B	Y	N		46.6	1	3.2	582.0	1,862.4	10.15	3.29	6.86	31.3	61.3	127.7	58.3
1537-13	ORE	JB2-W	B	N	N		34.9	1	3.2	436.1	1,395.6	10.61	5.16	5.45	28.0	72.0	76.1	39.1
1537-14	LOWGRADE	AB	B	N	N		234.7	1	3.2	2,934.3	9,389.6	3.21	1.21	2.00	25.6	113.7	187.4	240.3
1537-15	ORE	AB	B	N	N		53.2	1	3.2	664.4	2,126.0	17.05	4.54	12.51	62.1	96.5	266.0	132.0
1537-16	LOWGRADE	AB	B	N	N		196.0	1	3.2	2,450.5	7,841.6	2.27	1.03	1.24	10.0	80.8	97.2	78.4
1537-17	LOWGRADE	JB2-W	B	N	N		19.0	1	3.2	236.9	758.0	0.47	0.23	0.24	1.9	1.7	1.8	1.4
1537-18	LOWGRADE	JB2-W	B	N	N		29.9	1	3.2	373.8	1,196.0	2.02	1.47	0.55	28.6	17.5	6.6	34.2
1537-19	LOWGRADE	AB	B	Y	N		42.6	1	3.2	531.9	1,702.0	5.68	0.49	5.19	28.0	8.3	88.3	47.7

SECTION: 1537 Listing of ALL BLOCKS regardless of material, grade or classification

INVENTORY BLOCK NAME	MATERIAL TYPE	ORE ZONE NAME	CLASSIF. A=PROB+PROV B+POSSIBLE	THIN BLOCK ? (Y=<2.2m.)	MINING STATUS (Y=MINED)	MINING AREA NAME	BLOCK AREA IN SECTION (sq. m.)	STRIKE ADJUSTMENT (x12-5 m.)	IN-SITU DENSITY (tns/cu.m)	BLOCK VOLUME (cu. m.)	BLOCK TONNAGE (tonnes)	Pb+Zn GRADE (wt. %)	LEAD GRADE (wt. %)	ZINC GRADE (wt. %)	SILVER GRADE (gm/tn)	LEAD METAL (tonnes)	ZINC METAL (tonnes)	SILVER METAL (kg)
1537-20	LOWGRADE	JB2-L	B	Y	N		28.1	0.9	3.2	316.0	1,011.2	1.72	0.50	1.22	26.8	5.1	12.3	27.1
1537-21	LOWGRADE	JB2-L	B	Y	N		53.2	0.9	3.2	599.0	1,916.6	0.66	0.31	0.35	1.9	5.9	6.6	3.7
1537-22	LOWGRADE	AB	B	Y	N		25.0	1	3.2	312.0	998.4	4.74	1.64	3.09	18.8	16.4	30.9	18.8
1537-23	LOWGRADE	AB	B	N	N		382.6	1	3.2	4,782.9	15,305.2	3.21	1.05	2.16	15.1	160.7	330.6	231.1
1537-24	LOWGRADE	JB2-E	A	N	N		18.6	0.9	3.2	209.5	670.3	0.63	0.30	0.33	8.8	2.0	2.2	5.9
1537-25	OXIDE	AB	B	N	N		177.8	1	2.5	2,222.6	5,556.6	2.76	0.65	2.11	20.1	36.1	117.2	111.7
1537-26	OXIDE	AB	B	N	N		79.6	1	2.5	995.3	2,488.1	1.93	0.14	1.79	1.0	3.5	44.5	2.5
1537-27	OXIDE	JB2-W	B	Y	N		28.5	1	2.5	356.4	890.9	9.93	3.21	6.72	27.1	28.6	59.9	24.1
1537-28	OXIDE	JB2-L	B	N	N		75.8	1	2.5	947.1	2,367.8	23.90	18.67	5.23	149.2	442.1	123.8	353.3
1537-29	LOWGRADE	AB	B	N	N		19.2	1	3.2	239.4	766.0	4.74	1.65	3.10	13.1	12.6	23.7	10.1
1537-30	ORE	JB2-E	A	N	N		34.5	0.9	3.2	388.2	1,242.4	13.67	4.78	8.90	27.5	59.4	110.5	34.1
1537-31	ORE	JB1	A	Y	N		71.7	1	3.2	895.8	2,866.4	9.21	2.91	6.29	17.8	83.5	180.4	50.9
1537-32	OXIDE	JB1	B	N	N		30.2	1	2.5	377.0	942.5							
1537-33	OXIDE	JB1	B	Y	N		13.0	1	2.5	162.3	405.6							
1537-34	LOWGRADE	AB	B	Y	N		20.7	1	3.2	258.9	828.4	2.87	1.19	1.67	6.3	9.9	13.9	5.2
1537-35	LOWGRADE	AB	B	Y	N		27.5	1	3.2	343.8	1,100.0							
1537-36	ORE	JB2-L	B	Y	N		21.6	0.9	3.2	243.2	778.3	9.59	5.53	4.07	80.2	43.0	31.6	62.4
1537-37	OXIDE	JB1	B	N	N		443.9	1	2.5	5,548.5	13,871.3							
1537-38	ORE	JB1	B	Y	N		43.7	1	3.2	545.9	1,746.8	19.26	8.82	10.44	37.7	154.1	182.4	65.9
1537-39	AIR	JB1		N	N		4.6	1		57.0								

Totals and Averages for Section: 1537

2.9 400,372 1,167,838 1.47 0.57 0.90 4.6 6,640 10,525 5,358

SECTION: 1550 Listing of ALL BLOCKS regardless of material, grade or classification

INVENTORY BLOCK NAME	MATERIAL TYPE	ORE ZONE	CLASSIF. A=PROB+PROV B+POSSIBLE	THIN BLOCK ? (Y=<2.2m.)	MINING STATUS (Y=MINED)	MINING AREA NAME	BLOCK AREA IN SECTION (sq. m.)	STRIKE ADJUSTMENT (x12.5 m.)	IN-SITU DENSITY (tns/cu.m)	BLOCK VOLUME (cu. m.)	BLOCK TONNAGE (tonnes)	Pb+Zn GRADE (wt. %)	LEAD GRADE (wt. %)	ZINC GRADE (wt. %)	SILVER GRADE (gm/tn)	LEAD METAL (tonnes)	ZINC METAL (tonnes)	SILVER METAL (kg)
MARBLE				N	Y	R1352	39.8	1	2.9	498.0	1,444.2							
MARBLE				N	Y	1422-POD	0.9	1	2.9	11.3	32.6							
MARBLE				N	Y	1370-2E	73.3	1	2.9	915.9	2,656.0							
????				N	N		0.0	1		0.1								
????				N	N			1										
MARBLE				N	Y	R1401	10.4	1	2.9	130.5	378.5							
MARBLE				N	Y	1380-100	7.8	1	2.9	97.8	283.5							
ORE	POD	A		N	Y	1422-POD	124.2	0.7	3.2	1,086.9	3,478.2	21.27	8.83	12.44	47.3	307.2	432.8	164.4
MARBLE				N	Y	1422-POD	14.8	1	2.9	185.3	537.2							
MARBLE				N	Y	1422-POD	66.1	1	2.9	826.6	2,397.2							
MARBLE				N	Y	1360-ACCES	40.6	1	2.9	507.3	1,471.0							
PHYLLITE				N	Y	1340-200	3.1	1	2.7	39.3	106.0							
MARBLE				N	Y	1370-2E	7.6	1	2.9	94.5	274.1							
PHYLLITE				N	Y	1422-POD	14.0	1	2.7	174.8	471.8							
ORE	JB2-E	A		N	Y	1370-2E	5.2	0.7	3.2	45.4	145.3	22.65	8.34	14.31	50.4	12.1	20.8	7.3
ORE	JB1	A		N	Y	1422-201	207.8	0.8	3.2	2,077.9	6,649.3	21.83	9.40	12.43	48.3	625.0	826.6	321.1
MARBLE				N	Y	1422-POD A	19.9	1	2.9	248.3	719.9							
ORE	POD	A		N	Y	NORTH DRIF	20.3	0.7	3.2	177.4	567.6	21.27	8.83	12.44	47.3	50.1	70.6	26.8
MARBLE				N	Y	1395-POD	23.6	1	2.9	295.3	856.2							
ORE	POD	A		N	Y	1422-POD-1	18.9	0.7	3.2	165.6	529.8	21.27	8.83	12.44	47.3	46.8	65.9	25.0
OXIDE	JB2-E	A		N	Y	1380-100	15.1	0.8	2.5	150.8	377.0	40.13	10.91	29.22	60.5	41.1	110.2	22.8
ORE	JB2-E	A		N	Y	1370-2E	38.6	0.7	3.2	337.8	1,081.1	22.65	8.34	14.31	50.4	90.2	154.7	54.5
MARBLE				N	Y	R1360	58.1	1	2.9	726.5	2,106.9							
OXIDE	POD	A		N	Y	1422-POD	1.0	0.8	2.5	9.9	24.8	18.06	10.08	7.98	54.6	2.5	2.0	1.4
MARBLE				N	N		0.4	1	2.9	4.9	14.1							
ORE	JB2-E	A		N	Y	1370-2E	58.7	0.7	3.2	513.2	1,642.2	22.65	8.34	14.31	50.4	137.0	234.9	82.8
ORE	JB2-E	A		N	Y	1370-2E	100.2	0.7	3.2	877.1	2,806.7	22.65	8.34	14.31	50.4	234.2	401.6	141.5

SECTION: 1550 Listing of ALL BLOCKS regardless of material, grade or classification

INVENTORY BLOCK NAME	MATERIAL TYPE	ORE ZONE	CLASSIF. A=PROB+PROV B+POSSIBLE	THIN BLOCK ? (Y=<2.2m.)	MINING STATUS (Y=MINED)	MINING AREA NAME	BLOCK AREA IN SECTION (sq. m.)	STRIKE ADJUSTMENT (x12.5 m.)	IN-SITU DENSITY (tns/cu.m)	BLOCK VOLUME (cu. m.)	BLOCK TONNAGE (tonnes)	Pb+Zn GRADE (wt. %)	LEAD GRADE (wt. %)	ZINC GRADE (wt. %)	SILVER GRADE (gm/tn)	LEAD METAL (tonnes)	ZINC METAL (tonnes)	SILVER METAL (kg)
	PHYLLITE			N	Y	1422-201	3.1	1	2.7	39.3	106.0							
	MARBLE			N	N		0.7	1	2.9	8.9	25.7							
	ORE	J82-W	A	N	Y	1340-200	27.9	1	3.2	348.8	1,116.0	22.85	7.76	15.10	126.0	86.6	168.5	140.6
1550-1	ORE	J81	A	N	N		68.2	0.8	3.2	682.0	2,182.4	21.83	9.40	12.43	48.3	205.1	271.3	105.4
1550-1A	ORE	J81	A	N	N		12.0	0.8	3.2	119.9	383.7	21.83	9.40	12.43	48.3	36.1	47.7	18.5
1550-1B	ORE	J81	B	N	N		165.4	1	3.2	2,067.8	6,616.8	21.83	9.40	12.43	48.3	621.9	822.6	319.5
1550-2	ORE	J81	A	N	N		101.1	0.8	3.2	1,010.9	3,234.9	25.16	7.91	17.26	44.4	255.8	558.2	143.8
1550-3	ORE	J81	A	N	N		70.9	0.8	3.2	708.5	2,267.2	13.92	4.89	9.04	27.8	110.8	204.9	63.1
1550-4	ORE	POD	A	N	N		465.3	0.9	3.2	5,234.6	16,750.8	21.27	8.83	12.44	47.3	1,479.3	2,084.4	791.8
1550-4A	ORE	POD	A	N	N		10.7	0.7	3.2	93.6	299.6	21.27	8.83	12.44	47.3	26.5	37.3	14.2
1550-4B	ORE	POD	A	N	N		53.5	0.7	3.2	468.1	1,498.0	21.27	8.83	12.44	47.3	132.3	186.4	70.8
1550-5	ORE	J82-E	A	N	N		523.0	0.7	3.2	4,576.3	14,644.3	22.65	8.34	14.31	50.4	1,221.9	2,095.1	738.5
1550-6	ORE	UNKN	B	Y	N		22.2	0.8	3.2	222.0	710.4	13.33	3.81	9.52	22.6	27.1	67.6	16.0
1550-7	ORE	J82-W	B	Y	N		86.3	1	3.2	1,078.5	3,451.2	9.71	3.49	6.22	18.0	120.3	214.8	62.3
1550-8	LOWGRADE	J82-W	B	Y	N		19.4	1	3.2	242.4	775.6	3.73	1.91	1.82	8.6	14.8	14.1	6.7
1550-9	ORE	J82-W	A	N	N		142.1	1	3.2	1,776.4	5,684.4	22.85	7.76	15.10	126.0	441.0	858.2	716.3
1550-9A	ORE	J82-W	B	Y	N		34.3	1	3.2	428.3	1,370.4	22.85	7.76	15.10	126.0	106.3	206.9	172.7
1550-10	ORE	J82-E	B	Y	N		19.7	1	3.2	246.6	789.2	14.58	7.76	6.82	43.3	61.2	53.8	34.2
1550-11	LOWGRADE	J82-L	B	Y	N		10.7	1	3.2	133.6	427.6	0.96	0.42	0.55	13.6	1.8	2.3	5.8
1550-12	LOWGRADE	AB	B	Y	N		91.7	1	3.2	1,145.8	3,666.4	2.84	1.34	1.50	11.6	49.1	55.1	42.7
1550-13	LOWGRADE	AB	B	Y	N		37.2	1	3.2	464.6	1,486.8	2.53	1.44	1.09	20.9	21.4	16.2	31.1
1550-14	LOWGRADE	J82-W	B	Y	N		21.9	1	3.2	274.3	877.6	6.65	2.78	3.87	12.0	24.4	34.0	10.5
1550-15	LOWGRADE	J82-W	B	N	N		24.3	1	3.2	303.1	970.0	1.95	0.79	1.16	4.5	7.7	11.2	4.3
1550-16	LOWGRADE	J82-E	B	N	N		55.3	0.7	3.2	484.1	1,549.2	3.65	1.40	2.24	17.1	21.7	34.8	26.4
1550-17	LOWGRADE	J82-E	B	N	N		25.3	0.7	3.2	221.5	709.0							
1550-18	OXIDE	J82-E	B	N	N		37.5	0.7	2.5	328.5	821.2	40.13	10.91	29.22	60.5	89.6	239.9	49.7
1550-18A	OXIDE	J82-E	B	N	N		7.2	0.7	2.5	62.8	157.1	40.13	10.91	29.22	60.5	17.1	45.9	9.5

SECTION: 1550 Listing of ALL BLOCKS regardless of material, grade or classification

INVENTORY BLOCK NAME	MATERIAL TYPE	ORE ZONE NAME	CLASSIF. A=PROB+PROV B+POSSIBLE	THIN BLOCK ? (Y=<2m.)	MINING STATUS (Y=MINEO)	MINING AREA NAME	BLOCK AREA IN SECTION (sq. m.)	STRIKE ADJUSTMENT (x12.5 m.)	IN-SITU DENSITY (tns/cu.m)	BLOCK VOLUME (cu. m.)	BLOCK TONNAGE (tonnes)	Pb+Zn GRADE (wt. %)	LEAD GRADE (wt. %)	ZINC GRADE (wt. %)	SILVER GRADE (gm/tn)	LEAD METAL (tonnes)	ZINC METAL (tonnes)	SILVER METAL (kg)	
1550-19	OXIDE	J82-E	B	Y	N		13.9	1	2.5	173.4	433.4	2.62	1.87	0.76	3.5	8.1	3.3	1.5	
1550-20	OXIDE	UNKN	B	Y	N		4.5	1	2.5	56.1	140.3	21.49	0.09	21.40	1.5	0.1	30.0	0.2	
1550-21	OXIDE	P00	B	N	N		47.9	1	2.5	598.3	1,495.6	31.72	0.72	31.00	10.0	10.8	463.6	15.0	
1550-22	OXIDE	J81	B	N	N		42.3	1	2.5	528.4	1,320.9	6.92	4.07	2.85	27.9	53.8	37.6	36.9	
1550-23	OXIDE	J81	A	N	N		62.5	0.8	2.5	625.3	1,563.3	20.06	8.05	12.01	47.4	125.8	187.7	74.1	
1550-24	OXIDE	J82-W	B	N	N		70.7	1	2.5	883.6	2,209.1	4.65	2.09	2.56	52.1	46.2	56.6	115.1	
1550-25	OXIDE	P00	A	N	N		6.9	0.8	2.5	68.6	171.5	7.99	2.73	5.25	35.6	4.7	9.0	6.1	
1550-26	LDWGRADE	J81	B	N	N		363.9	1	3.2	4,548.3	14,554.4								
1550-27	LDWGRADE	J82-W	B	N	N		41.9	1	3.2	524.1	1,677.2								
1550-28	OXIDE	P00	B	N	N		428.0	0.8	2.5	4,279.6	10,699.0	15.15	7.38	7.77	40.2	789.3	831.4	430.5	
1550-29	OXIDE	P00	A	N	N		17.3	0.8	2.5	173.1	432.8	18.06	10.08	7.98	54.6	43.6	34.5	23.6	
1550-30	ORE	P00	B	Y	N		3.4	1	3.2	42.9	137.2	21.27	8.83	12.44	47.3	12.1	17.1	6.5	
Totals and Averages for Section:							1550			3.0	45,471	138,457	14.55	5.65	8.90	37.2	7,820	12,322	5,152

SECTION: 1562 Listing of ALL BLOCKS regardless of material, grade or classification

INVENTORY BLOCK NAME	MATERIAL TYPE	ORE ZONE NAME	CLASSIF. A=PROB+PROV B+POSSIBLE	THIN BLOCK ? (Y=<2.2m.)	MINING STATUS (Y=MINED)	MINING AREA NAME	BLOCK AREA IN SECTION (sq. m.)	STRIKE ADJUSTMENT (x12.5 m.)	IN-SITU DENSITY (tns/cu.m)	BLOCK VOLUME (cu. m.)	BLOCK TONNAGE (tonnes)	Pb+Zn GRADE (wt. %)	LEAD GRADE (wt. %)	ZINC GRADE (wt. %)	SILVER GRADE (gm/tn)	LEAD METAL (tonnes)	ZINC METAL (tonnes)	SILVER METAL (kg)
	ORE	POD	A	N	Y	1422-POD	210.2	0.8	3.2	2,102.0	6,726.4	26.98	12.75	14.23	162.2	857.8	957.1	1,091.2
	ORE	POD	A	N	Y	1422-POD	112.4	0.8	3.2	1,123.9	3,596.5	26.98	12.75	14.23	162.2	458.6	511.7	583.5
	MARBLE			N	Y	1422-200	4.3	1	2.9	54.1	157.0							
	ORE	JB2-E	A	N	Y	1380-100	0.5	0.7	3.2	4.4	14.0	25.40	10.48	14.92	98.1	1.5	2.1	1.4
	MARBLE			N	Y	1422-POD	4.4	1	2.9	54.8	158.8							
	ORE	POD	A	N	Y	NORTH DRIF	12.4	0.8	3.2	124.1	397.1	26.98	12.75	14.23	162.2	50.6	56.5	64.4
	ORE	JB1	A	N	Y	1422-20D	23.9	1	3.2	299.0	956.8							
	MARBLE			N	Y	1422	56.3	1	2.9	703.5	2,040.1							
	OXIDE	JB2-E		N	Y	1380-100	4.8	0.7	2.5	42.1	105.2	23.19	12.09	11.10	79.8	12.7	11.7	8.4
	MARBLE			N	Y	1422-POD	37.4	1	2.9	467.5	1,355.8							
	OXIDE	POD		N	Y	1422-POD	1.5	1	2.5	18.1	45.3	12.32	3.96	8.36	40.6	1.8	3.8	1.8
	MARBLE			N	Y	1422	223.0	1	2.9	2,787.6	8,084.1							
	MARBLE			N	Y	1380-100	33.6	1	2.9	420.1	1,218.4							
	PHYLLITE			N	Y	NORTH DRIF	19.5	1	2.7	243.8	658.1							
	MARBLE			N	Y	1422-POD A	26.8	1	2.9	334.9	971.1							
	ORE	JB2-E	A	N	Y	1369-2E AC	16.0	0.7	3.2	140.0	448.0	25.40	10.48	14.92	98.1	47.0	66.8	44.0
	ORE	JB2-E	A	N	Y	1380-100	105.9	0.7	3.2	926.6	2,965.2	25.40	10.48	14.92	98.1	310.8	442.3	291.0
	ORE	JB2-E	A	N	Y	1380-10D	0.1	0.7	3.2	0.8	2.5	25.40	10.48	14.92	98.1	0.3	0.4	0.2
	PHYLLITE			N	Y	1422-POD	88.7	1	2.7	1,108.6	2,993.3							
1562-1	ORE	JB1	B	N	N		243.6	1	3.2	3,045.0	9,744.0	19.91	5.53	14.39	53.6	538.4	1,402.0	522.6
1562-2	ORE	POD	A	N	N		351.2	0.8	3.2	3,511.5	11,236.8	26.98	12.75	14.23	162.2	1,433.0	1,598.9	1,823.0
1562-2A	ORE	POD	A	N	N		325.7	0.8	3.2	3,257.3	10,423.4	26.98	12.75	14.23	162.2	1,329.2	1,483.2	1,691.0
1562-3	ORE	JB2-E	A	N	N		897.2	0.7	3.2	7,850.8	25,122.7	25.40	10.48	14.92	98.1	2,633.0	3,747.6	2,465.3
1562-3A	ORE	JB2-E	A	N	N		2.4	0.7	3.2	20.6	65.8	25.40	10.48	14.92	98.1	6.9	9.8	6.5
1562-4	ORE	JB2-E	A	N	N		141.9	0.5	3.2	887.1	2,838.8	14.16	4.67	9.49	33.0	132.7	269.3	93.6
1562-5	ORE	UNKN	B	Y	N		12.8	1	3.2	160.4	513.2	16.57	4.75	11.82	40.6	24.4	60.6	20.8
1562-6	LOWGRADE	JB2-W	B	N	N		95.8	1	3.2	1,197.4	3,831.6	4.04	1.72	2.32	10.2	65.9	88.9	39.1

SECTION: 1562 Listing of ALL BLOCKS regardless of material, grade or classification

INVENTORY BLOCK NAME	MATERIAL TYPE	ORE ZONE NAME	CLASSIF. A=PROB+PROV B+POSSIBLE	THIN BLOCK ? (Y=<2.2m.)	MINING STATUS (Y=MINED)	MINING AREA NAME	BLOCK AREA IN SECTION (sq. m.)	STRIKE ADJUSTMENT (x12.5 m.)	IN-SITU DENSITY (tns/cu.m)	BLOCK VOLUME (cu. m.)	BLOCK TONNAGE (tonnes)	Pb+Zn GRADE (wt. %)	LEAD GRADE (wt. %)	ZINC GRADE (wt. %)	SILVER GRADE (gm/tn)	LEAD METAL (tonnes)	ZINC METAL (tonnes)	SILVER METAL (kg)
1562-7	LOWGRADE	J82-W	B	Y	N		44.8	1	3.2	560.5	1,793.6	3.11	1.75	1.36	7.7	31.3	24.5	13.9
1562-8	LOWGRADE	POD	A	N	N		33.4	1	3.2	418.0	1,337.6	3.34	1.24	2.10	4.3	16.6	28.1	5.8
1562-9	OXIDE	J81	B	Y	N		82.1	1	2.5	1,026.6	2,566.6	11.65	4.85	6.80	39.4	124.5	174.5	101.1
1562-10	OXIDE	J81	B	N	N		129.1	1	2.5	1,613.3	4,033.1	21.76	6.96	14.80	64.1	280.8	597.0	258.6
1562-11	OXIDE	POD	A	N	N		259.4	1	2.5	3,242.9	8,107.2	12.32	3.96	8.36	40.6	321.0	677.9	329.2
1562-12	OXIDE	J82-E	A	N	N		61.7	1	2.5	770.6	1,926.6	32.93	23.87	9.06	422.0	459.9	174.5	812.9
1562-13	OXIDE	J82-E	A	N	N		34.0	1	2.5	425.4	1,063.4	23.19	12.09	11.10	79.8	128.6	118.0	84.9
1562-14	ORE	J82-W	B	N	N		98.6	1	3.2	1,233.0	3,945.6							
1562-15	ORE	J81	B	Y	N		73.6	1	3.2	920.0	2,944.0							
1562-16	OXIDE	J81	B	N	N		79.3	1	2.5	991.3	2,478.1							
1562-17	LOWGRADE	AB	B	N	N		92.3	1	3.2	1,153.6	3,691.6							
1562-18	LOWGRADE	AB	B	N	N		233.3	1	3.2	2,915.9	9,330.8							
1562-19	LOWGRADE	POD	A	N	N		7.1	1	3.2	89.1	285.2	7.51	3.51	4.00	18.5	10.0	11.4	5.3
1562-20	ORE	POD	A	N	N		0.3	1	3.2	4.1	13.2	26.98	12.75	14.23	162.2	1.7	1.9	2.1
Totals and Averages for Section:							1562		3.0	46,250	140,187	15.55	6.62	8.93	73.9	9,279	12,521	10,361

SECTION: 1575 Listing of ALL BLOCKS regardless of material, grade or classification

INVENTORY BLOCK NAME	MATERIAL TYPE	ORE ZONE NAME	CLASSIF. A=PROB+PROV B+POSSIBLE	THIN BLOCK ? (Y=<2.2m.)	MINING STATUS (Y=MINED)	MINING AREA NAME	BLOCK AREA IN SECTION (sq. m.)	STRIKE ADJUSTMENT (x12.5 m.)	IN-SITU DENSITY (tns/cu.m)	BLOCK VOLUME (cu. m.)	BLOCK TONNAGE (tonnes)	Pb+Zn GRADE (wt. %)	LEAD GRADE (wt. %)	ZINC GRADE (wt. %)	SILVER GRADE (gm/tn)	LEAD METAL (tonnes)	ZINC METAL (tonnes)	SILVER METAL (kg)
	PHYLLITE			N	Y	1422-POD-1	4.0	1	2.7	49.4	133.3							
	ORE	POD	A	N	Y	1422-POD-1	50.3	1	3.2	628.1	2,010.0	25.19	10.14	15.06	58.4	203.7	302.7	117.4
	PHYLLITE			N	Y	1422-200	27.2	1	2.7	340.4	919.0							
	MARBLE			N	Y	1422-POD	38.3	1	2.9	478.4	1,387.3							
	????			N	N		20,328.6	1		254,107.6								
	ORE	POD	A	N	Y	1422-POD	284.6	1	3.2	3,557.6	11,384.4	25.19	10.14	15.06	58.4	1,153.9	1,714.4	664.9
	PHYLLITE			N	Y	NORTH DRIF	3.4	1	2.7	42.1	113.7							
	MARBLE			N	Y	1422-POD A	28.7	1	2.9	358.1	1,038.6							
	PHYLLITE			N	Y	1369-2E AC	28.6	1	2.7	357.3	964.6							
	MARBLE			N	Y	1422-POD	4.2	1	2.9	52.3	151.5							
	PHYLLITE			N	Y	1422-POD	14.3	1	2.7	179.0	483.3							
	ORE	POD	A	N	Y	1422-POD-1	0.3	1	3.2	3.8	12.0	25.19	10.14	15.06	58.4	1.2	1.8	0.7
	ORE	POD	A	N	Y	NORTH DRIF	15.1	1	3.2	188.9	604.4	25.19	10.14	15.06	58.4	61.3	91.0	35.3
1575-1	ORE	JB1	A	N	N		128.9	0.7	3.2	1,127.5	3,608.1	18.36	6.78	11.58	38.4	244.7	417.8	138.6
1575-2	ORE	JB1	B	N	N		37.9	0.7	3.2	331.6	1,061.2	13.16	4.56	8.60	22.0	48.4	91.3	23.3
1575-3	ORE	JB1	B	Y	N		11.7	1	3.2	146.6	469.2	3.67	1.92	1.75	9.5	9.0	8.2	4.5
1575-4	ORE	POD	A	N	N		584.5	1	3.2	7,306.8	23,381.6	25.19	10.14	15.06	58.4	2,369.8	3,521.0	1,365.5
1575-4A	ORE	POD	A	N	N		1.6	1	3.2	20.1	64.4	25.19	10.14	15.06	58.4	6.5	9.7	3.8
1575-4B	ORE	POD	A	N	N		55.2	1	3.2	689.5	2,206.4	25.19	10.14	15.06	58.4	223.6	332.3	128.9
1575-5	ORE	JB2-E	B	Y	N		34.7	1	3.2	433.8	1,388.0	11.16	1.78	9.39	48.7	24.6	130.3	67.6
1575-6	LOWGRADE	JB2-E	B	Y	N		46.1	1	3.2	576.3	1,844.0	4.15	1.56	2.59	7.0	28.7	47.7	12.8
1575-7	OXIDE	JB1	B	N	N		125.4	1	2.5	1,567.8	3,919.4	4.49	1.61	2.88	10.2	63.1	112.9	40.0
1575-8	OXIDE	JB1	B	N	N		90.4	0.7	2.5	791.2	1,977.9	28.79	6.80	21.99	50.0	134.4	435.0	98.9
1575-9	OXIDE	JB1	B	N	N		41.7	0.7	2.5	364.4	911.1	14.64	9.10	5.54	71.7	82.9	50.5	65.3
1575-10	OXIDE	JB1	B	N	N		77.4	1	2.5	967.5	2,418.8	15.96	10.37	5.59	53.7	250.9	135.2	130.0
1575-11A	OXIDE	POD	A	N	N		9.8	1	2.5	122.2	305.6	11.96	4.58	7.37	22.8	14.0	22.5	7.0
1575-11B	OXIDE	POD	A	N	N		7.7	1	2.5	95.8	239.4	11.96	4.58	7.37	22.8	11.0	17.7	5.5

SECTION: 1575 Listing of ALL BLOCKS regardless of material, grade or classification

INVENTORY BLOCK NAME	MATERIAL TYPE	ORE ZONE NAME	CLASSIF. A=PROB+PROV B+POSSIBLE	THIN BLOCK ? (Y=<2.2m.)	MINING STATUS (Y=MINED)	MINING AREA NAME	BLOCK AREA IN SECTION (sq. m.)	STRIKE ADJUSTMENT (x12.5 m.)	IN-SITU DENSITY (tns/cu.m)	BLOCK VOLUME (cu. m.)	BLOCK TONNAGE (tonnes)	Pb+Zn GRADE (wt. %)	LEAD GRADE (wt. %)	ZINC GRADE (wt. %)	SILVER GRADE (gm/tn)	LEAD METAL (tonnes)	ZINC METAL (tonnes)	SILVER METAL (kg)
1575-12	OXIDE	POD	A	N	N		10.5	1	2.5	130.8	326.9	16.74	15.00	1.74	95.8	49.0	5.7	31.3
1575-13	OXIDE	POD	A	N	N		4.2	1	2.5	53.0	132.5	8.44	3.51	4.93	34.9	4.6	6.5	4.6
1575-14	OXIDE	POD	A	N	N		29.9	1	2.5	374.0	935.0	8.75	6.65	2.10	116.5	62.2	19.6	108.9
1575-15	ORE	JB1	B	Y	N		31.4	1	3.2	392.1	1,254.8	18.36	6.78	11.58	38.4	85.1	145.3	48.2
1575-17	OXIDE	JB2-W	B	Y	N		26.2	1	2.5	327.9	819.7	0.05	0.01	0.05		0.1	0.4	
1575-18	OXIDE	AB	B	Y	N		44.6	1	2.5	557.4	1,393.4							
Totals and Averages for Section:			1575						0.2	276,719	67,859	18.79	7.56	11.23	45.7	5,133	7,619	3,103

SECTION: 1587 Listing of ALL BLOCKS regardless of material, grade or classification

INVENTORY BLOCK NAME	MATERIAL TYPE	ORE ZONE NAME	CLASSIF. A=PROB+PROV B+POSSIBLE	THIN BLOCK ? (Y=<2.2m.)	MINING STATUS (Y=MINED)	MINING AREA NAME	BLOCK AREA IN SECTION (sq. m.)	STRIKE ADJUSTMENT (x12.5 m.)	IN-SITU DENSITY (tns/cu.m)	BLOCK VOLUME (cu. m.)	BLOCK TONNAGE (tonnes)	Pb+Zn GRADE (wt. %)	LEAD GRADE (wt. %)	ZINC GRADE (wt. %)	SILVER GRADE (gm/tn)	LEAD METAL (tonnes)	ZINC METAL (tonnes)	SILVER METAL (kg)
	MARBLE			N	Y	1369-2E	17.3	1	2.9	216.8	628.6							
	ORE	POD	A	N	Y	1422-POD	59.6	0.9	3.2	670.7	2,146.3	25.54	10.78	14.76	61.3	231.5	316.7	131.7
	PHYLLITE			N	Y	NORTH DRIF	5.8	1	2.7	72.4	195.4							
	LOWGRADE	JB2-E	A	Y	Y	1369-2E AC	10.8	1	3.2	134.8	431.2	4.57	0.45	4.12	20.1	1.9	17.8	8.6
	PHYLLITE			N	Y	1369-2E AC	1.3	1	2.7	16.6	44.9							
	ORE	POD	A	N	Y	NORTH DRIF	7.5	0.9	3.2	84.2	269.3	25.54	10.78	14.76	61.3	29.0	39.7	16.5
	ORE	POD	A	N	Y	NORTH DRIF	2.9	0.9	3.2	32.9	105.1	25.54	10.78	14.76	61.3	11.3	15.5	6.4
	PHYLLITE			N	Y	1422-POD	1.9	1	2.7	23.1	62.4							
	MARBLE			N	Y	1422-POD A	47.7	1	2.9	596.4	1,729.5							
	MARBLE			N	Y	1422-POD	8.4	1	2.9	105.4	305.6							
1587-1	ORE	JB1	B	N	N		68.4	1	3.2	854.4	2,734.0	27.14	10.17	16.97	46.8	278.0	464.0	128.0
1587-2	ORE	JB1	B	N	N		75.4	1	3.2	942.5	3,016.0	25.89	9.08	16.81	37.6	273.9	507.0	113.4
1587-3	ORE	POD	B	N	N		41.2	1	3.2	514.8	1,647.2	25.54	10.78	14.76	61.3	177.6	243.1	101.0
1587-3A	ORE	POD	A	N	N		207.8	0.9	3.2	2,337.9	7,481.2	25.54	10.78	14.76	61.3	806.8	1,104.0	458.9
1587-4	ORE	AB	B	N	N		56.9	1	3.2	710.9	2,274.8	13.98	4.70	9.28	44.0	106.9	211.1	100.1
1587-5	ORE	POD	A	N	N		84.6	0.9	3.2	951.3	3,044.2	11.70	4.12	7.58	23.1	125.5	230.8	70.5
1587-6	ORE	JB2-E	A	N	N		92.9	1	3.2	1,161.5	3,716.8	16.37	3.18	13.18	78.0	118.3	490.0	289.8
1587-7	ORE	JB2-E	B	Y	N		52.0	1	3.2	650.4	2,081.2	15.33	7.16	8.17	33.6	149.0	170.0	69.9
1587-8	ORE	JB1	B	Y	N		24.0	1	3.2	300.5	961.6	3.46	2.05	1.41	13.9	19.7	13.6	13.4
1587-9	ORE	AB	B	Y	N		19.0	1	3.2	237.8	760.8	5.12	2.14	2.98	7.1	16.3	22.7	5.4
1587-10	LOWGRADE	JB1	B	Y	N		28.0	1	3.2	350.4	1,121.2	3.73	1.16	2.57	5.2	13.0	28.9	5.8
1587-11	LOWGRADE	JB2-E	B	Y	N		17.4	1	3.2	217.6	696.4	4.57	0.45	4.12	20.1	3.1	28.7	14.0
1587-12	ORE	JB2-E	B	Y	N		83.6	1	3.2	1,045.0	3,344.0	11.60	2.95	8.65	41.5	98.7	289.2	138.7
1587-13	LOWGRADE	AB	B	Y	N		49.6	1	3.2	619.6	1,982.8	0.69	0.27	0.42	1.2	5.4	8.3	2.4
1587-14	OXIDE	JB1	B	Y	N		22.2	1	2.5	276.9	692.2	20.24	3.29	16.95	41.6	22.8	117.3	28.8
1587-15	OXIDE	POD	A	N	N		82.3	1	2.5	1,028.4	2,570.9	12.15	6.98	5.17	27.6	179.4	133.0	70.8
1587-16	OXIDE	POD	B	N	N		20.2	1	2.5	252.4	630.9	55.88	43.43	12.45	281.4	274.0	78.6	177.5

SECTION: 1587 Listing of ALL BLOCKS regardless of material, grade or classification

INVENTORY BLOCK NAME	MATERIAL TYPE	ORE ZONE NAME	CLASSIF. A=PROB+PROV B+POSSIBLE	THIN BLOCK ? (Y=<2.2m.)	MINING STATUS (Y=MINED)	MINING AREA NAME	BLOCK AREA IN SECTION (sq. m.)	STRIKE ADJUSTMENT (x12.5 m.)	IN-SITU DENSITY (tns/cu.m)	BLOCK VOLUME (cu. m.)	BLOCK TONNAGE (tonnes)	Pb+Zn GRADE (wt. %)	LEAD GRADE (wt. %)	ZINC GRADE (wt. %)	SILVER GRADE (gm/tn)	LEAD METAL (tonnes)	ZINC METAL (tonnes)	SILVER METAL (kg)
1587-17	OXIDE	AB	B	N	N		44.8	1	2.5	559.9	1,399.7	13.06	2.59	10.47	139.1	36.3	146.5	194.7
1587-18	OXIDE	AB	B	N	N		101.0	1	2.5	1,262.5	3,156.3	5.27	0.65	4.62	16.1	20.5	145.8	50.8
1587-19	OXIDE	AB	B	N	N		76.3	1	2.5	953.4	2,383.4	0.16	0.02	0.14		0.5	3.3	
1587-20	OXIDE	J81	B	N	N		167.6	1	2.5	2,095.0	5,237.5							
1587-21	ORE	POD	A	N	N		38.2	1	3.2	477.9	1,529.2	14.52	5.96	8.56	33.8	91.2	130.8	51.7
1587-22	LOWGRADE	AB	B	N	N		76.9	1	3.2	960.9	3,074.8							
1587-23	OXIDE	AB	B	N	N		36.1	1	2.5	451.0	1,127.5							
Totals and Averages for Section:			1587						3.0	21,166	62,583	12.86	4.94	7.92	35.9	3,091	4,956	2,249

SECTION: 1600 Listing of ALL BLOCKS regardless of material, grade or classification

INVENTORY BLOCK NAME	MATERIAL TYPE	ORE ZONE NAME	CLASSIF. A=PROB+PROV B+POSSIBLE	THIN BLOCK ? (Y=<2.2m.)	MINING STATUS (Y=MINED)	MINING AREA NAME	BLOCK AREA IN SECTION (sq. m.)	STRIKE ADJUSTMENT (X12.5 m.)	IN-SITU DENSITY (tns/cu.m)	BLOCK VOLUME (cu. m.)	BLOCK TONNAGE (tonnes)	Pb+Zn GRADE (wt. %)	LEAD GRADE (wt. %)	ZINC GRADE (wt. %)	SILVER GRADE (gm/tn)	LEAD METAL (tonnes)	ZINC METAL (tonnes)	SILVER METAL (kg)
				N	Y	1422-POD	3.3	1	2.7	41.1	111.0							
				N	Y	1422-POD	3.3	1	2.7	40.9	110.4							
		POD	A	N	Y	1422-POD	6.9	1	2.5	86.8	216.9	19.76	7.13	12.63	216.1	15.5	27.4	46.9
				N	Y	1369-2E AC	26.4	1	2.9	330.4	958.1							
		POD	A	N	Y	NORTH DRIF	14.2	1	3.2	176.9	566.0	23.97	10.27	13.70	51.5	58.1	77.6	29.2
				N	Y	NORTH DRIF	3.7	1	2.7	45.6	123.2							
		POD	A	N	Y	1422-POD	70.6	1	3.2	882.5	2,824.0	23.97	10.27	13.70	51.5	290.0	387.0	145.5
				N	Y	1369-2E AC	0.3	1	2.7	4.0	10.8							
		JB2-E	A	N	Y	1369-2E AC	3.9	1	3.2	48.1	154.0	17.91	6.90	11.01	67.7	10.6	17.0	10.4
1600-1	ORE	JB1	B	N	N		113.2	1	3.2	1,415.1	4,528.4	15.26	5.17	10.09	29.6	234.2	457.0	133.9
1600-2	ORE	POD	A	N	N		357.2	0.8	3.2	3,572.3	11,431.4	23.97	10.27	13.70	51.5	1,174.0	1,566.6	589.0
1600-3	ORE	POD	B	Y	N		12.5	1	3.2	156.4	500.4	11.68	5.13	6.55	24.5	25.7	32.8	12.2
1600-4	ORE	JB2-E	B	Y	N		43.3	1	3.2	541.1	1,731.6	17.91	6.90	11.01	67.7	119.5	190.7	117.3
1600-5	ORE	UNKN	A	N	N		98.2	1	3.2	1,227.5	3,928.0	15.54	3.87	11.67	65.4	151.9	458.3	256.9
1600-6	LOWGRADE	JB2-E	B	Y	N		16.1	1	3.2	201.0	643.2	1.22	0.22	1.00	8.1	1.4	6.4	5.2
1600-7	ORE	JB1	B	N	N		50.7	1	3.2	633.5	2,027.2	15.26	5.17	10.09	29.6	104.8	204.6	60.0
1600-8	LOWGRADE	JB2-E	B	Y	N		56.4	1	3.2	704.8	2,255.2	7.23	2.31	4.92	79.9	52.1	110.9	180.1
1600-9	OXIDE	JB1	B	N	N		574.4	0.7	2.5	5,026.2	12,565.4	24.72	10.25	14.47	46.8	1,288.0	1,818.2	588.1
1600-10	OXIDE	POD	B	N	N		104.0	1	2.5	1,300.5	3,251.3	34.21	19.67	14.54	64.4	639.5	472.7	209.4
1600-11	OXIDE	POD	B	N	N		22.2	1	2.5	277.6	694.1	11.37	7.80	3.57	28.0	54.1	24.8	19.4
1600-12	OXIDE	POD	A	N	N		69.8	1	2.5	872.5	2,181.3	19.76	7.13	12.63	216.1	155.6	275.5	471.3
1600-13	ORE	POD	A	Y	N		33.7	1	3.2	420.9	1,346.8	13.90	4.62	9.28	22.3	62.2	125.0	30.1

Totals and Averages for Section: 1600 2.9 18,006 52,159 20.49 8.51 11.99 55.7 4,437 6,252 2,905

SECTION: 1612 Listing of ALL BLOCKS regardless of material, grade or classification

INVENTORY BLOCK NAME	MATERIAL TYPE	ORE ZONE	CLASSIF. A=PROB+PROV B+POSSIBLE	THIN BLOCK ? (Y=<2.2m.)	MINING STATUS (Y=MINED)	MINING AREA NAME	BLOCK AREA IN SECTION (sq. m.)	STRIKE ADJUSTMENT (x12.5 m.)	IN-SITU DENSITY (tns/cu.m)	BLOCK VOLUME (cu. m.)	BLOCK TONNAGE (tonnes)	Pb+Zn GRADE (wt. %)	LEAD GRADE (wt. %)	ZINC GRADE (wt. %)	SILVER GRADE (gm/tn)	LEAD METAL (tonnes)	ZINC METAL (tonnes)	SILVER METAL (kg)
1612-1	ORE	JB1	B	N	N		74.5	1	3.2	931.5	2,980.8	8.47	2.34	6.13	21.3	69.8	182.7	63.5
1612-2	LOWGRADE	JB1	B	Y	N		18.6	1	3.2	232.5	744.0	4.23	1.62	2.61	7.3	12.1	19.4	5.4
1612-3	ORE	JB2-E	B	Y	N		10.8	1	3.2	134.9	431.6	13.04	3.47	9.57	87.9	15.0	41.3	37.9
1612-4	ORE	JB2-E	B	Y	N		42.8	1	3.2	535.3	1,712.8	29.13	4.03	25.10	168.4	69.0	429.9	288.4
1612-5	ORE	POD	B	N	N		60.2	1	3.2	752.3	2,407.2	11.92	3.82	8.10	19.1	92.0	194.9	46.1
1612-6	ORE	JB1	B	N	N		75.9	1	3.2	948.1	3,034.0	8.47	2.34	6.13	21.3	71.0	186.0	64.6
1612-7	OXIDE	JB1	B	N	N		122.1	1	2.5	1,526.4	3,815.9	25.70	2.34	23.36	68.5	89.3	891.4	261.4
1612-8	OXIDE	POD	B	N	N		90.9	1	2.5	1,136.0	2,840.0	35.02	32.64	2.38	196.1	927.0	67.6	556.9
1612-9	OXIDE	POD	B	N	N		55.1	1	2.5	688.6	1,721.6	1.78	0.86	0.92	10.0	14.8	15.8	17.2
Totals and Averages for Section:							1612		2.9	6,886	19,688	17.21	6.91	10.31	68.1	1,360	2,029	1,342

SECTION: 1625 Listing of ALL BLOCKS regardless of material, grade or classification

INVENTORY MATERIAL BLOCK NAME	ORE TYPE	ZONE NAME	CLASSIF. A=PROB+PROV B+POSSIBLE	THIN BLOCK ? (Y=<2.2m.)	MINING STATUS (Y=MINED)	MINING AREA NAME	BLOCK AREA IN SECTION (sq. m.)	STRIKE ADJUSTMENT (x12.5 m.)	IN-SITU DENSITY (tns/cu.m)	BLOCK VOLUME (cu. m.)	BLOCK TONNAGE (tonnes)	Pb+Zn GRADE (wt. %)	LEAD GRADE (wt. %)	ZINC GRADE (wt. %)	SILVER GRADE (gm/tn)	LEAD METAL (tonnes)	ZINC METAL (tonnes)	SILVER METAL (kg)
1625-1	ORE	UNKN	B	N	N		35.4	1	3.2	442.6	1,416.4	10.51	1.85	8.66	96.6	26.2	122.7	136.8
1625-2	ORE	JB1	B	N	N		87.0	1	3.2	1,088.0	3,481.6	22.65	8.13	14.52	43.9	283.1	505.5	152.8
1625-3	LOWGRADE	JB2-E	B	N	N		74.0	1	3.2	924.8	2,959.2							
1625-4	LOWGRADE	JB2-E	B	N	N		124.5	1	3.2	1,556.5	4,980.8	5.95	2.17	3.79	25.4	107.9	188.5	126.8
1625-5	LOWGRADE	UNKN	B	N	N		115.4	1	3.2	1,442.6	4,616.4	4.81	1.46	3.35	10.5	67.4	154.6	48.5
1625-6	ORE	JB1	B	N	N		63.3	1	3.2	790.6	2,530.0							
1625-7	OXIDE	JB1	B	N	N		113.6	1	2.5	1,419.8	3,549.4	25.70	2.34	23.36	68.5	83.1	829.1	243.1
1625-8	OXIDE	POD	B	N	N		87.3	1	2.5	1,091.3	2,728.1	35.02	32.64	2.38	196.1	890.5	64.9	535.0
1625-9	OXIDE	UNKN	B	N	N		57.9	1	2.5	723.4	1,808.4	1.78	0.86	0.92	10.0	15.6	16.6	18.1
1625-10	OXIDE	UNKN	B	N	N		30.0	1	2.5	374.9	937.2							

Totals and Averages for Section: 1625 2.9 9,854 29,008 11.57 5.08 6.49 43.5 1,474 1,882 1,261

APPENDIX D

DETAILED RESULTS OF INVENTORY CALCULATION

Three sets of criteria were used to report tonnage and average grade from the inventory block database listed in Appendix C. These criteria are:

- 1) material = ore and $Pb+Zn > 8\%$
This lists all blocks regardless of classification, whether "proven plus probable" (A) or "possible" (B) and is the basis for the total inventory result in Table IV.
- 2) as above but class = A
This lists all blocks classified as "proven plus probable" and is the basis for the result in Table IV.
- 3) As 2) but with thin block flag set to "N" so that only blocks with true thickness $> 2.2m$ and class "A" are reported.

The following pages tabulate the results by zone and by section for each of the above sets of criteria. More detailed listings by section for each zone and by zone for each section as well as block listings similar to those of Appendix C but listings only the qualifying blocks are provided in Appendices N, O and P in Volume II of this report.

As noted previously, these results are reported by TNS&GRD.WR1, a SYMPHONY database file. This file will function under LOTUS 123 v. 2 or higher but the print routines will have to be modified. This would probably best be done by arranging a one way 'what-if' table with zone or section names along the left most column and the database functions along the top row. A two way 'what-if' table can be arranged to report by zone and section to prepare listings similar to those of Volume II. The spreadsheet file is included in Appendix M.

Note that all results on the text are rounded to the nearest 100 tonnes compared to the listings in this Appendix. Rounding in summations may introduce errors of up to a few hundred tonnes in the totals in various text tables compared to these listings.

Sa Dena Hes Joint Venture – Jewelbox Hill Mine

August 1, 1992 Mineral Inventory

Sa Dena Hes Joint Venture – Jewelbox Hill Mine

August 1, 1992 Mineral Inventory

In-situ, undiluted, pre-mining inventory, sulphide mineralization above 8% Pb+Zn, sections 1225 to 1625

Density (tn/cu.m.)	Volume (cu.m.)	Tonnage (tonnes)	Pb+Zn (%)	Pb (%)	Zn (%)	Ag (g/t)	lead (tonnes)	zinc (tonnes)	silver (kg.)
<i>"Undifferentiated Proven plus Probable" and "Possible" Mineralization</i>									
Both thin and thick zones									
3.2	413,046	1,321,748	19.90	7.51	12.39	63.7	99,257.4	163,805.0	84,197.8
<i>"Undifferentiated Proven plus Probable" Mineralization</i>									
Both thin and thick zones									
3.2	281,119	899,582	21.55	8.19	13.36	63.2	73,640.4	120,183.7	56,830.9
<i>"Undifferentiated Proven plus Probable" Mineralization</i>									
Thick zones (> 2.2 m. true) only									
3.2	274,685	878,992	21.67	8.24	13.42	63.5	72,442.3	118,000.8	55,830.8
Possible Mineralization in both thin and thick zones									
3.2	138,361	442,755	16.40	6.06	10.35	64.1	26,815	45,804	28,367

04-Nov-92

Sa Dena Hes Joint Venture – Jewelbox Hill Mine

August 1, 1992 Mineral Inventory

"Undifferentiated Proven plus Probable" and "Possible" Mineralization

In-situ, undiluted, pre-mining inventory, sulphide mineralization only, above 8% Pb+Zn

03–Nov–92

Both thin and thick zones, Sections 1237 to 1625 inclusive

Cross Section	Density (tn/cu.m.)	Volume (cu.m.)	Tonnage (tonnes)	Pb+Zn (%)	Pb (%)	Zn (%)	Ag (g/t)	lead (tonnes)	zinc (tonnes)	silver (kg.)
JB1	3.2	75,699	242,237	17.93	6.95	10.99	36.5	16,828.4	26,613.6	8,834.1
J1	3.2	5,382	17,223	15.13	6.13	9.00	31.6	1,055.6	1,549.4	543.7
JB1–L	3.2	17,150	54,879	18.73	7.77	10.96	39.7	4,266.4	6,013.5	2,181.2
POD	3.2	40,817	130,616	23.98	10.24	13.74	79.3	13,380.2	17,941.1	10,359.9
CHIMNEY	3.2	33,966	108,691	23.73	9.67	14.06	57.5	10,508.2	15,287.3	6,249.6
M1	3.2	7,744	24,781	16.38	6.49	9.89	30.2	1,607.5	2,450.9	748.7
M2	3.2	4,689	15,006	13.04	4.97	8.08	61.5	745.4	1,211.7	923.3
JB2–E	3.2	53,186	170,194	20.51	7.91	12.59	77.2	13,468.7	21,433.7	13,133.6
JB2–L	3.2	7,744	24,780	16.69	5.09	11.60	62.7	1,261.4	2,873.6	1,553.9
JB2–W	3.2	56,092	179,494	24.71	8.70	16.01	62.9	15,613.8	28,734.5	11,286.7
FW	3.2	92,494	295,980	16.31	5.35	10.96	61.1	15,822.5	32,449.1	18,084.9
AB	3.2	14,801	47,364	21.86	8.95	12.92	203.2	4,237.9	6,117.2	9,624.3
UNKN	3.2	3,283	10,504	15.14	4.39	10.75	64.2	461.3	1,129.4	673.9
TOTAL	3.2	413,046	1,321,748	19.90	7.51	12.39	63.7	99,257.4	163,805.0	84,197.8

Sa Dena Hes Joint Venture – Jewelbox Hill Mine

August 1, 1992 Mineral Inventory

"Undifferentiated Proven plus Probable" and "Possible" Mineralization

In-situ, undiluted, pre-mining inventory, sulphide mineralization only, above 8% Pb+Zn

03-Nov-92

Both thin and thick zones, sections 1237 to 1625 inclusive

Cross Section	Density (tn/cu.m.)	Volume (cu.m.)	Tonnage (tonnes)	Pb+Zn (%)	Pb (%)	Zn (%)	Ag (g/t)	lead (tonnes)	zinc (tonnes)	silver (kg.)
1237	3.2	1,896	6,066	11.69	4.81	6.88	21.8	292.0	417.4	132.2
1250	3.2	10,074	32,238	14.35	4.87	9.48	34.8	1,569.7	3,056.2	1,122.4
1275	3.2	5,554	17,772	14.20	4.10	10.10	46.9	728.9	1,794.6	834.0
1300	3.2	13,374	42,797	18.55	5.70	12.85	55.6	2,439.1	5,500.6	2,379.4
1312	3.2	4,439	14,204	14.37	4.48	9.89	59.8	636.2	1,404.9	849.9
1325	3.2	6,248	19,995	14.92	5.16	9.75	71.0	1,032.0	1,950.2	1,420.4
1337	3.2	13,180	42,177	15.41	6.12	9.30	67.8	2,580.7	3,920.9	2,858.5
1350	3.2	3,608	11,545	14.87	4.53	10.34	51.5	522.9	1,193.9	594.9
1362	3.2	8,618	27,577	19.03	7.47	11.55	40.2	2,060.7	3,185.9	1,107.9
1375	3.2	9,976	31,923	16.75	6.84	9.91	68.7	2,184.2	3,164.2	2,192.6
1387	3.2	14,076	45,043	16.33	6.55	9.78	44.9	2,950.9	4,403.2	2,023.1
1400	3.2	9,648	30,874	16.66	6.25	10.40	41.0	1,930.2	3,212.4	1,264.6
1412	3.2	7,002	22,405	20.71	6.67	14.05	53.9	1,493.6	3,147.1	1,207.3
1425	3.2	11,118	35,579	17.51	5.59	11.92	47.6	1,989.5	4,240.4	1,693.3
1437	3.2	15,547	49,751	17.00	5.67	11.33	62.9	2,822.9	5,636.5	3,129.3
1450	3.2	10,371	33,186	18.96	7.47	11.49	49.8	2,480.0	3,811.5	1,653.8
1462	3.2	8,226	26,322	22.03	9.08	12.95	40.7	2,389.2	3,409.5	1,070.1
1475	3.2	12,942	41,415	18.26	7.33	10.92	43.0	3,036.8	4,524.0	1,781.9
1487	3.2	14,349	45,916	20.76	7.80	12.96	42.1	3,581.4	5,949.7	1,931.6
1500	3.2	49,168	157,336	24.37	9.88	14.50	107.0	15,539.8	22,807.0	16,832.5
1512	3.2	41,538	132,920	21.08	7.31	13.77	54.7	9,721.3	18,297.8	7,274.7
1525	3.2	31,287	100,117	20.04	7.52	12.52	72.9	7,530.1	12,537.0	7,297.2
1537	3.2	24,242	77,575	19.43	7.34	12.09	53.7	5,695.0	9,378.3	4,162.6
1550	3.2	24,386	78,037	21.21	8.26	12.95	54.3	6,446.9	10,102.6	4,237.7
1562	3.2	23,159	74,108	24.88	10.56	14.32	117.4	7,825.8	10,610.3	8,700.4
1575	3.2	14,680	46,975	23.80	9.42	14.39	55.2	4,422.9	6,757.5	2,594.1
1587	3.2	10,434	33,389	20.10	7.48	12.61	50.2	2,497.7	4,211.9	1,676.6
1600	3.2	9,074	29,038	19.79	7.68	12.11	47.7	2,231.1	3,516.4	1,384.5
1612	3.2	3,302	10,566	12.79	3.00	9.79	47.4	316.7	1,034.8	500.6
1625	3.2	1,531	4,898	19.14	6.31	12.83	59.1	309.3	628.2	289.7
TOTAL	3.2	413,046	1,321,748	19.90	7.51	12.39	63.7	99,257.4	163,805.0	84,197.8

Sa Dena Hes Joint Venture – Jewelbox Hill Mine

August 1, 1992 Mineral Inventory

“Undifferentiated Proven plus Probable” Mineralization

In-situ, undiluted, pre-mining inventory, sulphide mineralization only, above 8% Pb+Zn

03–Nov–92

Both thin and thick zones, Sections 1237 to 1625 inclusive

Cross Section	Density (tn/cu.m.)	Volume (cu.m.)	Tonnage (tonnes)	Pb+Zn (%)	Pb (%)	Zn (%)	Ag (g/t)	lead (tonnes)	zinc (tonnes)	silver (kg.)
JB1	3.2	39,480	126,335	18.36	7.09	11.27	36.0	8,952.8	14,239.3	4,547.2
J1	3.2	823	2,634	16.44	8.62	7.82	48.5	227.1	206.0	127.7
JB1–L	3.2	13,014	41,646	19.99	8.46	11.53	41.1	3,523.8	4,802.9	1,711.4
POD	3.2	39,351	125,924	24.24	10.38	13.86	81.0	13,072.8	17,453.3	10,194.1
CHIMNEY	3.2	33,615	107,568	23.69	9.61	14.08	57.4	10,341.1	15,142.2	6,175.8
M1	3.2	3,903	12,489	15.39	6.59	8.81	28.4	822.4	1,100.0	354.1
M2	3.2	3,421	10,946	12.20	4.76	7.43	70.3	521.3	813.7	769.1
JB2–E	3.2	47,416	151,731	20.90	8.14	12.76	79.6	12,357.7	19,355.5	12,081.8
JB2–L	3.2	4,623	14,792	18.26	5.63	12.62	45.0	833.4	1,867.4	665.0
JB2–W	3.2	50,048	160,154	25.87	9.17	16.70	65.3	14,681.0	26,747.8	10,459.2
FW	3.2	41,700	133,441	18.09	5.59	12.50	68.4	7,460.5	16,680.3	9,122.4
AB	3.2	2,016	6,450	27.70	9.59	18.10	50.5	618.8	1,167.8	325.8
UNKN	3.2	1,710	5,473	15.26	4.16	11.10	54.3	227.6	607.4	297.4
TOTAL	3.2	281,119	899,582	21.55	8.19	13.36	63.2	73,640.4	120,183.7	56,830.9

Sa Dena Hes Joint Venture – Jewelbox Hill Mine

August 1, 1992 Mineral Inventory

"Undifferentiated Proven plus Probable" Mineralization

In-situ, undiluted, pre-mining inventory, sulphide mineralization only, above 8% Pb+Zn

03–Nov–92

Both thin and thick zones, Sections 1237 to 1625 inclusive

Cross Section	Density (tn/cu.m.)	Volume (cu.m.)	Tonnage (tonnes)	Pb+Zn (%)	Pb (%)	Zn (%)	Ag (g/t)	lead (tonnes)	zinc (tonnes)	silver (kg.)
1237	0.0	0	0	0.00	0.00	0.00	0.0	0.0	0.0	0.0
1250	0.0	0	0	0.00	0.00	0.00	0.0	0.0	0.0	0.0
1275	0.0	0	0	0.00	0.00	0.00	0.0	0.0	0.0	0.0
1300	3.2	7,215	23,089	18.71	4.82	13.89	72.5	1,113.4	3,207.7	1,673.8
1312	3.2	585	1,871	15.04	5.93	9.11	62.9	111.0	170.4	117.6
1325	3.2	3,083	9,866	14.73	4.32	10.41	44.1	426.2	1,027.3	435.6
1337	3.2	5,253	16,810	18.41	6.39	12.02	44.4	1,074.4	2,020.6	745.6
1350	3.2	819	2,622	17.15	5.03	12.11	64.8	132.0	317.6	169.8
1362	3.2	4,927	15,765	21.80	8.59	13.21	40.1	1,354.0	2,083.0	632.6
1375	3.2	9,510	30,431	16.79	6.82	9.97	70.2	2,074.2	3,034.3	2,136.7
1387	3.2	2,285	7,313	16.84	7.10	9.75	33.5	518.9	712.9	244.6
1400	3.2	8,781	28,098	16.49	6.11	10.37	41.8	1,717.4	2,915.0	1,173.4
1412	3.2	1,553	4,970	23.67	5.52	18.15	70.3	274.3	902.2	349.4
1425	3.2	9,538	30,521	17.50	5.45	12.05	50.5	1,662.5	3,678.1	1,540.9
1437	3.2	14,092	45,093	16.74	5.70	11.05	61.5	2,568.3	4,982.5	2,774.5
1450	3.2	7,565	24,207	20.44	8.37	12.06	49.1	2,027.2	2,919.5	1,187.7
1462	3.2	5,030	16,096	23.31	10.08	13.22	47.7	1,623.2	2,128.5	768.5
1475	3.2	10,700	34,240	19.42	7.91	11.51	45.8	2,708.7	3,940.3	1,568.8
1487	3.2	12,241	39,171	21.21	7.93	13.28	37.7	3,106.3	5,200.3	1,476.1
1500	3.2	36,977	118,327	25.60	10.17	15.43	65.5	12,036.7	18,257.7	7,751.9
1512	3.2	34,915	111,728	21.25	7.40	13.85	55.2	8,269.4	15,476.4	6,172.6
1525	3.2	27,248	87,194	21.11	7.95	13.17	77.2	6,930.0	11,479.3	6,734.6
1537	3.2	12,983	41,545	24.65	8.97	15.68	68.6	3,726.2	6,512.9	2,851.1
1550	3.2	20,300	64,961	21.89	8.46	13.42	55.8	5,497.9	8,719.9	3,626.5
1562	3.2	19,953	63,850	25.70	11.37	14.33	127.8	7,263.0	9,147.7	8,157.1
1575	3.2	13,522	43,271	24.62	9.86	14.77	56.7	4,264.8	6,390.7	2,455.0
1587	3.2	5,716	18,292	20.45	7.73	12.72	56.1	1,413.6	2,327.5	1,025.4
1600	3.2	6,328	20,250	21.62	8.63	12.99	52.4	1,746.9	2,631.5	1,061.1
1612	0.0	0	0	0.00	0.00	0.00	0.0	0.0	0.0	0.0
1625	0.0	0	0	0.00	0.00	0.00	0.0	0.0	0.0	0.0
TOTAL	3.2	281,119	899,582	21.55	8.19	13.36	63.2	73,640.4	120,183.7	56,830.9

Sa Dena Hes Joint Venture – Jewelbox Hill Mine

August 1, 1992 Mineral Inventory

“Undifferentiated Proven plus Probable” Mineralization

In-situ, undiluted, pre-mining inventory, sulphide mineralization only, above 8% Pb+Zn

03–Nov–92

Thick zones (> 2.2 m. true) only, Sections 1237 to 1625 inclusive

Cross Section	Density (tn/cu.m.)	Volume (cu.m.)	Tonnage (tonnes)	Pb+Zn (%)	Pb (%)	Zn (%)	Ag (g/t)	lead (tonnes)	zinc (tonnes)	silver (kg.)
JB1	3.2	37,281	119,298	18.60	7.17	11.42	36.6	8,557.6	13,629.0	4,364.7
J1	3.2	823	2,634	16.44	8.62	7.82	48.5	227.1	206.0	127.7
JB1–L	3.2	12,886	41,235	20.04	8.48	11.56	41.2	3,496.7	4,766.1	1,699.9
POD	3.2	38,930	124,577	24.35	10.44	13.91	81.6	13,010.6	17,328.3	10,164.0
CHIMNEY	3.2	33,615	107,568	23.69	9.61	14.08	57.4	10,341.1	15,142.2	6,175.8
M1	3.2	3,780	12,097	15.62	6.67	8.94	28.7	807.1	1,081.9	346.7
M2	3.2	3,421	10,946	12.20	4.76	7.43	70.3	521.3	813.7	769.1
JB2–E	3.2	47,416	151,731	20.90	8.14	12.76	79.6	12,357.7	19,355.5	12,081.8
JB2–L	3.2	4,623	14,792	18.26	5.63	12.62	45.0	833.4	1,867.4	665.0
JB2–W	3.2	49,787	159,319	25.92	9.18	16.73	65.5	14,630.9	26,656.9	10,433.0
FW	3.2	38,880	124,417	18.02	5.54	12.48	67.7	6,888.2	15,527.6	8,420.4
AB	3.2	2,016	6,450	27.70	9.59	18.10	50.5	618.8	1,167.8	325.8
UNKN	3.2	1,228	3,928	15.54	3.87	11.67	65.4	151.9	458.3	256.9
TOTAL	3.2	274,685	878,992	21.67	8.24	13.42	63.5	72,442.3	118,000.8	55,830.8

Sa Dena Hes Joint Venture – Jewelbox Hill Mine

August 1, 1992 Mineral Inventory

"Undifferentiated Proven plus Probable" Mineralization

In-situ, undiluted, pre-mining inventory, sulphide mineralization only, above 8% Pb+Zn

03–Nov–92

Thick zones (> 2.2 m. true) only, Sections 1237 to 1625 inclusive

Cross Section	Density (tn/cu.m.)	Volume (cu.m.)	Tonnage (tonnes)	Pb+Zn (%)	Pb (%)	Zn (%)	Ag (g/t)	lead (tonnes)	zinc (tonnes)	silver (kg.)
1237	0.0	0	0	0.00	0.00	0.00	0.0	0.0	0.0	0.0
1250	0.0	0	0	0.00	0.00	0.00	0.0	0.0	0.0	0.0
1275	0.0	0	0	0.00	0.00	0.00	0.0	0.0	0.0	0.0
1300	3.2	7,215	23,089	18.71	4.82	13.89	72.5	1,113.4	3,207.7	1,673.8
1312	3.2	585	1,871	15.04	5.93	9.11	62.9	111.0	170.4	117.6
1325	3.2	3,083	9,866	14.73	4.32	10.41	44.1	426.2	1,027.3	435.6
1337	3.2	4,929	15,772	18.63	6.50	12.13	45.9	1,025.6	1,912.6	723.9
1350	3.2	819	2,622	17.15	5.03	12.11	64.8	132.0	317.6	169.8
1362	3.2	4,856	15,541	21.75	8.57	13.18	40.1	1,332.2	2,047.6	623.0
1375	3.2	8,960	28,670	16.14	6.58	9.55	69.4	1,887.9	2,739.3	1,989.6
1387	3.2	2,052	6,566	16.79	7.03	9.76	33.4	461.5	641.0	219.6
1400	3.2	7,981	25,540	16.47	6.12	10.35	42.9	1,562.5	2,643.9	1,094.5
1412	3.2	1,512	4,837	23.57	5.53	18.04	69.8	267.5	872.5	337.8
1425	3.2	8,119	25,979	18.22	5.75	12.47	47.8	1,494.3	3,239.5	1,241.9
1437	3.2	13,467	43,096	16.59	5.59	11.00	62.8	2,407.3	4,740.8	2,708.4
1450	3.2	7,294	23,341	20.47	8.42	12.05	49.4	1,965.7	2,812.6	1,154.2
1462	3.2	5,030	16,096	23.31	10.08	13.22	47.7	1,623.2	2,128.5	768.5
1475	3.2	9,915	31,729	19.49	7.95	11.54	42.3	2,523.0	3,661.2	1,342.2
1487	3.2	12,241	39,171	21.21	7.93	13.28	37.7	3,106.3	5,200.3	1,476.1
1500	3.2	36,977	118,327	25.60	10.17	15.43	65.5	12,036.7	18,257.7	7,751.9
1512	3.2	34,915	111,728	21.25	7.40	13.85	55.2	8,269.4	15,476.4	6,172.6
1525	3.2	27,248	87,194	21.11	7.95	13.17	77.2	6,930.0	11,479.3	6,734.6
1537	3.2	12,087	38,679	25.79	9.42	16.37	72.4	3,642.7	6,332.5	2,800.2
1550	3.2	20,300	64,961	21.89	8.46	13.42	55.8	5,497.9	8,719.9	3,626.5
1562	3.2	19,953	63,850	25.70	11.37	14.33	127.8	7,263.0	9,147.7	8,157.1
1575	3.2	13,522	43,271	24.62	9.86	14.77	56.7	4,264.8	6,390.7	2,455.0
1587	3.2	5,716	18,292	20.45	7.73	12.72	56.1	1,413.6	2,327.5	1,025.4
1600	3.2	5,907	18,903	22.17	8.91	13.26	54.5	1,684.7	2,506.4	1,031.0
1612	0.0	0	0	0.00	0.00	0.00	0.0	0.0	0.0	0.0
1625	0.0	0	0	0.00	0.00	0.00	0.0	0.0	0.0	0.0
TOTAL	3.2	274,685	878,992	21.67	8.24	13.42	63.5	72,442.3	118,000.8	55,830.8

APPENDIX E

LITHOLOGIC CODES

Lithologic codes used at Sä Dena Hes property and listed along side drillholes on figures 1 to 30. The numeric codes are not referred to in this report and are not included in the PC-XPLOR database due to discrepancies between the assay table and lithology tables received from the mine site.

The rock codes are listed in the assay and downhole lithology table in the PC-XPLOR database.

The rock codes follow the scheme "number-letter-number" (ie. 1X2 or 4A1) where the first two characters, a number and a letter, refer to the combinations on page one of this listing i.e. 1X is a non-calcareous skarn. The third and any following characters refer to modifiers listed on page two i.e. 4A1 is Pb, Zn mineralized actinolite skarn, 4A0 is an oxidized actinolite skarn, 1Z8 is a highly deformed graphitic phyllite, etc. Additional letter modifiers will be found in some rock codes.

The oxidation code is used in the assay table. Intervals with no oxidation are assigned a -1 value there.

**MT. HUNDERE
LITHOSTRATIGRAPHIC CODES**

ROCK CODE

Numeric

900	<u>Unit 9</u>	
910	9a	Casing - no recovery
920	9b	Overburden - till, silt, sand, et cetera
700	<u>Unit 7</u>	
710	7a	Quartz breccia vein, \pm calcite, \pm fluorite local drusy cavities, chalcedony, phyllite and felsite fragments
600	<u>Unit 6</u>	
610	6a	Quartz-feldspar porphyry dyke
620	6b	Breccia dyke
500	<u>Unit 5</u>	
510	5a	Chloritized intermediate dyke
400	<u>Unit 4</u>	
410	4a	Actinolite dominant skarn
420	4b	Chlorite dominant skarn
430	4c	Calcite dominant skarn
440	4d	Clinopyroxene dominant skarn
450	4e	Sphalerite dominant skarn
460	4f	Galena dominant skarn
470	4g	Garnet dominant skarn
480	4m	Magnetite dominant skarn
490	4q	Quartz dominant skarn
200	<u>Unit 2</u>	
210	2a	Grey limestone
230	2c	Marble - white recrystallized limestone
240	2d	Dark grey argillaceous limestone
100	<u>Unit 1</u>	
120	1x	Non-calcareous phyllite
130	1y	Calcareous phyllite
140	1z	Dark grey (graphitic) phyllite

MODIFIERS

Number Modifiers

1	Mineralized
2	Calc-silicate replacement
3	Calc-silicate veining
4	Abundant quartz veining
5	Abundant calcite veining
6	Laminated
7	Massive
8	Highly deformed (folded/faulted)
9	Very coarse-grained
0	Oxidized

Letter Modifiers

A	Actinolite	J	Hematite	S	Styrolitic
B	Chlorite	K	Chalcopyrite	T	Cave
C	Calcite	L	Limonite	U	Smithsonite
D	Clinopyroxene	M	Magnetite	V	
E	Sphalerite	N	Fossiliferous	W	
F	Galena	O	Pyrrhotite	X	
G	Garnet	P	Pyrite	Y	
H	Fluorite	Q	Quartz	Z	Graphitic
I	Epidote	R	Clay		

OXIDATION CODE

- 0 Some minor zones of weak oxidation or very narrow zone of stronger oxidation - not enough to significantly decrease sulphide grades. 0 denotes the presence of some oxidation, but not much.
- 1 "Weak" oxidation is restricted to minor oxidation of sphalerite and of the silicate gangue. Iron oxides are present as thin coatings on sulphides and silicates. The skarn is still competent and presents no core recovery problems.
- 2 "Moderate" oxidation is characterized by extensive oxidation of the sphalerite and strong oxidation of the calc-silicate gangue but only minor oxidation of the galena. Black manganese oxides and orange-brown iron oxides are abundant but are occasionally washed out by drill "mud". White to grey crustiform smithsonite is locally conspicuous.
- 3 "Intense" oxidation is characterized by total oxidation of sphalerite, galena and all calc-silicate minerals. Original skarn now consists of multi-coloured, friable Mn and Fe oxides, clay, residual quartz and carbonate with varying amounts of smithsonite, hemimorphite and cerusite.

data\geology\lib\mnt.hun

APPENDIX F

RECORD OF PRODUCTION - JEWEL BOX HILL

The following pages tabulate production records supplied by the mine geology department. The first page is a summary, the next two pages list the data for each month and this is cumulated on the following two pages. The last four pages repeat the details with the Chimney, Pod and Main zone set to zero to produce numbers used in the text of this report to arrive at the remaining inventory.

Sa Dena Hes Joint Venture - Jewelbox Hill Mine
 Record of production by zone from Geology Department Records

Monthly Record of Underground Production

month	tonnes	Pb+Zn	Pb	Zn	Lead	Zinc
Dec-90	11,620	10.2	4.3	5.9	498.2	690.8
Jul-91	10,620	19.1	5.9	13.3	622.6	1,408.9
Aug-91	11,163	18.8	5.7	13.1	633.6	1,461.6
Sep-91	28,734	17.5	6.1	11.5	1,743.5	3,294.8
Oct-91	39,449	19.3	7.2	12.1	2,857.6	4,772.5
Nov-91	37,993	19.3	7.1	12.2	2,696.9	4,638.9
Dec-91	25,910	17.3	6.4	10.9	1,658.0	2,825.1
Jan-92	43,062	21.2	7.7	13.5	3,324.0	5,817.8
Feb-92	50,695	23.3	9.4	13.9	4,740.1	7,062.7
Mar-92	58,446	20.8	7.7	13.1	4,503.2	7,651.6
Apr-92	58,993	20.8	7.3	13.5	4,314.6	7,968.6
May-92	40,387	14.1	5.7	8.4	2,310.3	3,397.5
Jun-92	27,139	13.4	4.5	8.9	1,221.4	2,421.4
Jul-92	35,318	15.6	5.5	10.0	1,954.3	3,544.4
Aug-92	33,865	15.3	5.4	9.9	1,841.1	3,338.6
Sep-92	46,811	16.8	6.7	10.1	3,126.7	4,741.9

Cumulative Record of Underground Production

month	tonnes	Pb+Zn	Pb	Zn	Lead	Zinc
Dec-90	11,620	10.2	4.3	5.9	498.2	690.8
Jul-91	22,240	14.5	5.0	9.4	1,120.8	2,099.7
Aug-91	33,403	15.9	5.3	10.7	1,754.4	3,561.3
Sep-91	62,137	16.7	5.6	11.0	3,497.9	6,856.1
Oct-91	101,586	17.7	6.3	11.4	6,355.4	11,628.6
Nov-91	139,579	18.1	6.5	11.7	9,052.3	16,267.6
Dec-91	165,489	18.0	6.5	11.5	10,710.3	19,092.7
Jan-92	208,551	18.7	6.7	11.9	14,034.3	24,910.5
Feb-92	259,246	19.6	7.2	12.3	18,774.4	31,973.2
Mar-92	317,692	19.8	7.3	12.5	23,277.6	39,624.8
Apr-92	376,685	20.0	7.3	12.6	27,592.2	47,593.4
May-92	417,072	19.4	7.2	12.2	29,902.4	50,990.8
Jun-92	444,211	19.0	7.0	12.0	31,123.8	53,412.3
Jul-92	479,529	18.8	6.9	11.9	33,078.1	56,956.7
Aug-92	513,394	18.5	6.8	11.7	34,919.3	60,295.3
Sep-92	560,205	18.4	6.8	11.6	38,045.9	65,037.2

Sa Dena Hes Joint Venture - Jewelbox Hill Mine
 Record of production by zone from Geology Department Records
 Monthly record, in tonnes, or percent if grade

04-Nov-92

ore tonnage	JB1	JB1-Pod	JB2-W	JB2-E	Chimney	F.W.	M2	JB1-L	Main	TOTAL
Dec-90	3,980	5,340	0	0	2,300	0	0	0	0	11,620
Jul-91	1,552	0	366	0	8,702	0	0	0	0	10,620
Aug-91	436	0	0	0	10,727	0	0	0	0	11,163
Sep-91	8,605	0	2,189	3,483	14,457	0	0	0	0	28,734
Oct-91	17,388	0	2,815	6,464	12,782	0	0	0	0	39,449
Nov-91	12,374	3,561	4,479	6,801	7,179	3,599	0	0	0	37,993
Dec-91	4,982	5,416	0	4,249	6,115	5,148	0	0	0	25,910
Jan-92	362	4,770	19,036	678	7,454	10,762	0	0	0	43,062
Feb-92	0	9,234	19,926	6,170	12,427	0	1,765	1,173	0	50,695
Mar-92	4,073	8,759	20,532	5,364	19,446	272	0	0	0	58,446
Apr-92	2,847	7,783	13,092	8,689	23,004	3,578	0	0	0	58,993
May-92	5,148	8,992	7,329	7,848	0	6,233	3,983	854	0	40,387
Jun-92	6,023	0	2,809	174	0	14,812	0	3,321	0	27,139
Jul-92	4,183	1,331	3,864	7,117	0	11,659	1,946	5,218	0	35,318
Aug-92	6,430	0	675	10,331	305	11,623	0	2,801	1,700	33,865
Sep-92	6,898	11,335	2,370	5,734	0	8,588	0	1,856	10,030	46,811
TOTAL	85,281	66,521	99,482	73,102	124,898	76,274	7,694	15,223	11,730	560,205

lead metal	JB1	JB1-Pod	JB2-W	JB2-E	Chimney	F.W.	M2	JB1-L	Main	TOTAL
Dec-90	39.8	320.4	0.0	0.0	138.0	0.0	0.0	0.0	0.0	498.2
Jul-91	57.4	0.0	25.6	0.0	539.5	0.0	0.0	0.0	0.0	622.6
Aug-91	43.6	0.0	0.0	0.0	590.0	0.0	0.0	0.0	0.0	633.6
Sep-91	301.2	0.0	157.6	243.8	1,040.9	0.0	0.0	0.0	0.0	1,743.5
Oct-91	1,165.0	0.0	185.8	433.1	1,073.7	0.0	0.0	0.0	0.0	2,857.6
Nov-91	779.6	377.5	353.8	374.1	531.2	280.7	0.0	0.0	0.0	2,696.9
Dec-91	259.1	552.4	0.0	216.7	434.2	195.6	0.0	0.0	0.0	1,658.0
Jan-92	14.1	539.0	1,522.9	33.2	633.6	581.1	0.0	0.0	0.0	3,324.0
Feb-92	0.0	701.8	2,052.4	684.9	1,093.6	0.0	157.1	50.4	0.0	4,740.1
Mar-92	260.7	630.6	1,704.2	418.4	1,477.9	11.4	0.0	0.0	0.0	4,503.2
Apr-92	153.7	575.9	641.5	521.3	2,300.4	121.7	0.0	0.0	0.0	4,314.6
May-92	283.1	647.4	366.5	486.6	0.0	330.3	155.3	41.0	0.0	2,310.3
Jun-92	271.0	0.0	154.5	10.8	0.0	592.5	0.0	192.6	0.0	1,221.4
Jul-92	154.8	65.2	235.7	669.0	0.0	419.7	75.9	334.0	0.0	1,954.3
Aug-92	418.0	0.0	37.8	557.9	24.1	488.2	0.0	179.3	136.0	1,841.1
Sep-92	434.6	1,099.5	165.9	321.1	0.0	317.8	0.0	105.8	682.0	3,126.7
TOTAL	4,635.6	5,509.8	7,604.1	4,970.8	9,877.1	3,339.0	388.3	903.1	818.0	38,045.9

zinc metal	JB1	JB1-Pod	JB2-W	JB2-E	Chimney	F.W.	M2	JB1-L	Main	TOTAL
Dec-90	79.6	427.2	0.0	0.0	184.0	0.0	0.0	0.0	0.0	690.8
Jul-91	113.3	0.0	51.2	0.0	1,244.4	0.0	0.0	0.0	0.0	1,408.9
Aug-91	34.9	0.0	0.0	0.0	1,426.7	0.0	0.0	0.0	0.0	1,461.6
Sep-91	636.8	0.0	350.2	428.4	1,879.4	0.0	0.0	0.0	0.0	3,294.8
Oct-91	1,843.1	0.0	385.7	575.3	1,968.4	0.0	0.0	0.0	0.0	4,772.5
Nov-91	1,237.4	619.6	653.9	680.1	947.6	500.3	0.0	0.0	0.0	4,638.9
Dec-91	398.6	747.4	0.0	475.9	739.9	463.3	0.0	0.0	0.0	2,825.1
Jan-92	19.2	825.2	3,007.7	56.3	983.9	925.5	0.0	0.0	0.0	5,817.8
Feb-92	0.0	1,329.7	2,809.6	907.0	1,714.9	0.0	220.6	80.9	0.0	7,062.7
Mar-92	439.9	1,068.6	3,305.7	718.8	2,100.2	18.5	0.0	0.0	0.0	7,651.6
Apr-92	261.9	910.6	1,793.6	851.5	3,864.7	286.2	0.0	0.0	0.0	7,968.6
May-92	375.8	818.3	549.7	674.9	0.0	660.7	254.9	63.2	0.0	3,397.5
Jun-92	403.5	0.0	280.9	22.8	0.0	1,422.0	0.0	292.2	0.0	2,421.4
Jul-92	251.0	74.5	370.9	939.4	0.0	1,282.5	146.0	480.1	0.0	3,544.4
Aug-92	585.1	0.0	95.9	805.8	39.0	1,290.2	0.0	330.5	192.1	3,338.6
Sep-92	579.4	1,428.2	270.2	533.3	0.0	790.1	0.0	157.8	982.9	4,741.9
TOTAL	7,259.5	8,249.4	13,925.1	7,669.5	17,093.2	7,639.2	621.5	1,404.7	1,175.0	65,037.2

Monthly record, in tonnes, or percent if grade

Lead grade	JB1	JB1-Pod	JB2-W	JB2-E	Chimney	F.W.	M2	JB1-L	Main	TOTAL
Dec-90	1.0	6.0	0.0	0.0	6.0	0.0	0.0	0.0	0.0	4.3
Jul-91	3.7	0.0	7.0	0.0	6.2	0.0	0.0	0.0	0.0	5.9
Aug-91	10.0	0.0	0.0	0.0	5.5	0.0	0.0	0.0	0.0	5.7
Sep-91	3.5	0.0	7.2	7.0	7.2	0.0	0.0	0.0	0.0	6.1
Oct-91	6.7	0.0	6.6	6.7	8.4	0.0	0.0	0.0	0.0	7.2
Nov-91	6.3	10.6	7.9	5.5	7.4	7.8	0.0	0.0	0.0	7.1
Dec-91	5.2	10.2	0.0	5.1	7.1	3.8	0.0	0.0	0.0	6.4
Jan-92	3.9	11.3	8.0	4.9	8.5	5.4	0.0	0.0	0.0	7.7
Feb-92	0.0	7.6	10.3	11.1	8.8	0.0	8.9	4.3	0.0	9.4
Mar-92	6.4	7.2	8.3	7.8	7.6	4.2	0.0	0.0	0.0	7.7
Apr-92	5.4	7.4	4.9	6.0	10.0	3.4	0.0	0.0	0.0	7.3
May-92	5.5	7.2	5.0	6.2	0.0	5.3	3.9	4.8	0.0	5.7
Jun-92	4.5	0.0	5.5	6.2	0.0	4.0	0.0	5.8	0.0	4.5
Jul-92	3.7	4.9	6.1	9.4	0.0	3.6	3.9	6.4	0.0	5.5
Aug-92	6.5	0.0	5.6	5.4	7.9	4.2	0.0	6.4	8.0	5.4
Sep-92	6.3	9.7	7.0	5.6	0.0	3.7	0.0	5.7	6.8	6.7
TOTAL	5.4	8.3	7.6	6.8	7.9	4.4	5.0	5.9	7.0	6.8

zinc grade	JB1	JB1-Pod	JB2-W	JB2-E	Chimney	F.W.	M2	JB1-L	Main	TOTAL
Dec-90	2.0	8.0	0.0	0.0	8.0	0.0	0.0	0.0	0.0	5.9
Jul-91	7.3	0.0	14.0	0.0	14.3	0.0	0.0	0.0	0.0	13.3
Aug-91	8.0	0.0	0.0	0.0	13.3	0.0	0.0	0.0	0.0	13.1
Sep-91	7.4	0.0	16.0	12.3	13.0	0.0	0.0	0.0	0.0	11.5
Oct-91	10.6	0.0	13.7	8.9	15.4	0.0	0.0	0.0	0.0	12.1
Nov-91	10.0	17.4	14.6	10.0	13.2	13.9	0.0	0.0	0.0	12.2
Dec-91	8.0	13.8	0.0	11.2	12.1	9.0	0.0	0.0	0.0	10.9
Jan-92	5.3	17.3	15.8	8.3	13.2	8.6	0.0	0.0	0.0	13.5
Feb-92	0.0	14.4	14.1	14.7	13.8	0.0	12.5	6.9	0.0	13.9
Mar-92	10.8	12.2	16.1	13.4	10.8	6.8	0.0	0.0	0.0	13.1
Apr-92	9.2	11.7	13.7	9.8	16.8	8.0	0.0	0.0	0.0	13.5
May-92	7.3	9.1	7.5	8.6	0.0	10.6	6.4	7.4	0.0	8.4
Jun-92	6.7	0.0	10.0	13.1	0.0	9.6	0.0	8.8	0.0	8.9
Jul-92	6.0	5.6	9.6	13.2	0.0	11.0	7.5	9.2	0.0	10.0
Aug-92	9.1	0.0	14.2	7.8	12.8	11.1	0.0	11.8	11.3	9.9
Sep-92	8.4	12.6	11.4	9.3	0.0	9.2	0.0	8.5	9.8	10.1
TOTAL	8.5	12.4	14.0	10.5	13.7	10.0	8.1	9.2	10.0	11.6

Pb+Zn grade	JB1	JB1-Pod	JB2-W	JB2-E	Chimney	F.W.	M2	JB1-L	Main	TOTAL
Dec-90	3.0	14.0	0.0	0.0	14.0	0.0	0.0	0.0	0.0	10.2
Jul-91	11.0	0.0	21.0	0.0	20.5	0.0	0.0	0.0	0.0	19.1
Aug-91	18.0	0.0	0.0	0.0	18.8	0.0	0.0	0.0	0.0	18.8
Sep-91	10.9	0.0	23.2	19.3	20.2	0.0	0.0	0.0	0.0	17.5
Oct-91	17.3	0.0	20.3	15.6	23.8	0.0	0.0	0.0	0.0	19.3
Nov-91	16.3	28.0	22.5	15.5	20.6	21.7	0.0	0.0	0.0	19.3
Dec-91	13.2	24.0	0.0	16.3	19.2	12.8	0.0	0.0	0.0	17.3
Jan-92	9.2	28.6	23.8	13.2	21.7	14.0	0.0	0.0	0.0	21.2
Feb-92	0.0	22.0	24.4	25.8	22.6	0.0	21.4	11.2	0.0	23.3
Mar-92	17.2	19.4	24.4	21.2	18.4	11.0	0.0	0.0	0.0	20.8
Apr-92	14.6	19.1	18.6	15.8	26.8	11.4	0.0	0.0	0.0	20.8
May-92	12.8	16.3	12.5	14.8	0.0	15.9	10.3	12.2	0.0	14.1
Jun-92	11.2	0.0	15.5	19.3	0.0	13.6	0.0	14.6	0.0	13.4
Jul-92	9.7	10.5	15.7	22.6	0.0	14.6	11.4	15.6	0.0	15.6
Aug-92	15.6	0.0	19.8	13.2	20.7	15.3	0.0	18.2	19.3	15.3
Sep-92	14.7	22.3	18.4	14.9	0.0	12.9	0.0	14.2	16.6	16.8
TOTAL	13.9	20.7	21.6	17.3	21.6	14.4	13.1	15.2	17.0	18.4

Sa Dena Hes Joint Venture - Jewelbox Hill Mine
 Record of production by zone from Geology Department Records
 Cumulative record, in tonnes, or percent if grade

04-Nov-92

ore tonnage	JB1	JB1-Pod	JB2-W	JB2-E	Chimney	F.W.	M2	JB1-L	Main	TOTAL
Dec-90	3,980	5,340	0	0	2,300	0	0	0	0	11,620
Jul-91	5,532	5,340	366	0	11,002	0	0	0	0	22,240
Aug-91	5,968	5,340	366	0	21,729	0	0	0	0	33,403
Sep-91	14,573	5,340	2,555	3,483	36,186	0	0	0	0	62,137
Oct-91	31,961	5,340	5,370	9,947	48,968	0	0	0	0	101,586
Nov-91	44,335	8,901	9,849	16,748	56,147	3,599	0	0	0	139,579
Dec-91	49,317	14,317	9,849	20,997	62,262	8,747	0	0	0	165,489
Jan-92	49,679	19,087	28,885	21,675	69,716	19,509	0	0	0	208,551
Feb-92	49,679	28,321	48,811	27,845	82,143	19,509	1,765	1,173	0	259,246
Mar-92	53,752	37,080	69,343	33,209	101,589	19,781	1,765	1,173	0	317,692
Apr-92	56,599	44,863	82,435	41,898	124,593	23,359	1,765	1,173	0	376,685
May-92	61,747	53,855	89,764	49,746	124,593	29,592	5,748	2,027	0	417,072
Jun-92	67,770	53,855	92,573	49,920	124,593	44,404	5,748	5,348	0	444,211
Jul-92	71,953	55,186	96,437	57,037	124,593	56,063	7,694	10,566	0	479,529
Aug-92	78,383	55,186	97,112	67,368	124,898	67,686	7,694	13,367	1,700	513,394
Sep-92	85,281	66,521	99,482	73,102	124,898	76,274	7,694	15,223	11,730	560,205

lead metal	JB1	JB1-Pod	JB2-W	JB2-E	Chimney	F.W.	M2	JB1-L	Main	TOTAL
Dec-90	39.8	320.4	0.0	0.0	138.0	0.0	0.0	0.0	0.0	498.2
Jul-91	97.2	320.4	25.6	0.0	677.5	0.0	0.0	0.0	0.0	1,120.8
Aug-91	140.8	320.4	25.6	0.0	1,267.5	0.0	0.0	0.0	0.0	1,754.4
Sep-91	442.0	320.4	183.2	243.8	2,308.4	0.0	0.0	0.0	0.0	3,497.9
Oct-91	1,607.0	320.4	369.0	676.9	3,382.1	0.0	0.0	0.0	0.0	6,355.4
Nov-91	2,386.6	697.9	722.9	1,051.0	3,913.3	280.7	0.0	0.0	0.0	9,052.3
Dec-91	2,645.6	1,250.3	722.9	1,267.7	4,347.5	476.3	0.0	0.0	0.0	10,710.3
Jan-92	2,659.7	1,789.3	2,245.7	1,300.9	4,981.1	1,057.5	0.0	0.0	0.0	14,034.3
Feb-92	2,659.7	2,491.1	4,298.1	1,985.7	6,074.7	1,057.5	157.1	50.4	0.0	18,774.4
Mar-92	2,920.4	3,121.7	6,002.3	2,404.1	7,552.6	1,068.9	157.1	50.4	0.0	23,277.6
Apr-92	3,074.1	3,697.7	6,643.8	2,925.5	9,853.0	1,190.6	157.1	50.4	0.0	27,592.2
May-92	3,357.3	4,345.1	7,010.2	3,412.1	9,853.0	1,520.9	312.4	91.4	0.0	29,902.4
Jun-92	3,628.3	4,345.1	7,164.7	3,422.8	9,853.0	2,113.4	312.4	284.0	0.0	31,123.8
Jul-92	3,783.1	4,410.3	7,400.4	4,091.8	9,853.0	2,533.1	388.3	618.0	0.0	33,078.1
Aug-92	4,201.0	4,410.3	7,438.2	4,649.7	9,877.1	3,021.3	388.3	797.3	136.0	34,919.3
Sep-92	4,635.6	5,509.8	7,604.1	4,970.8	9,877.1	3,339.0	388.3	903.1	818.0	38,045.9

zinc metal	JB1	JB1-Pod	JB2-W	JB2-E	Chimney	F.W.	M2	JB1-L	Main	TOTAL
Dec-90	79.6	427.2	0.0	0.0	184.0	0.0	0.0	0.0	0.0	690.8
Jul-91	192.9	427.2	51.2	0.0	1,428.4	0.0	0.0	0.0	0.0	2,099.7
Aug-91	227.8	427.2	51.2	0.0	2,855.1	0.0	0.0	0.0	0.0	3,561.3
Sep-91	864.5	427.2	401.5	428.4	4,734.5	0.0	0.0	0.0	0.0	6,856.1
Oct-91	2,707.7	427.2	787.1	1,003.7	6,702.9	0.0	0.0	0.0	0.0	11,628.6
Nov-91	3,945.1	1,046.8	1,441.1	1,683.8	7,650.5	500.3	0.0	0.0	0.0	16,267.6
Dec-91	4,343.6	1,794.2	1,441.1	2,159.7	8,390.5	963.6	0.0	0.0	0.0	19,092.7
Jan-92	4,362.8	2,619.4	4,448.8	2,216.0	9,374.4	1,889.1	0.0	0.0	0.0	24,910.5
Feb-92	4,362.8	3,949.1	7,258.3	3,123.0	11,089.3	1,889.1	220.6	80.9	0.0	31,973.2
Mar-92	4,802.7	5,017.7	10,564.0	3,841.7	13,189.5	1,907.6	220.6	80.9	0.0	39,624.8
Apr-92	5,064.6	5,928.3	12,357.6	4,693.3	17,054.2	2,193.8	220.6	80.9	0.0	47,593.4
May-92	5,440.4	6,746.6	12,907.3	5,368.2	17,054.2	2,854.5	475.5	144.1	0.0	50,990.8
Jun-92	5,844.0	6,746.6	13,188.2	5,391.0	17,054.2	4,276.5	475.5	436.4	0.0	53,412.3
Jul-92	6,095.0	6,821.1	13,559.1	6,330.4	17,054.2	5,559.0	621.5	916.4	0.0	56,956.7
Aug-92	6,680.1	6,821.1	13,654.9	7,136.2	17,093.2	6,849.1	621.5	1,247.0	192.1	60,295.3
Sep-92	7,259.5	8,249.4	13,925.1	7,669.5	17,093.2	7,639.2	621.5	1,404.7	1,175.0	65,037.2

Cumulative record, in tonnes, or percent if grade

lead grade	JB1	JB1-Pod	JB2-W	JB2-E	Chimney	F.W.	M2	JB1-L	Main	TOTAL
Dec-90	1.0	6.0	0.0	0.0	6.0	0.0	0.0	0.0	0.0	4.3
Jul-91	1.8	6.0	7.0	0.0	6.2	0.0	0.0	0.0	0.0	5.0
Aug-91	2.4	6.0	7.0	0.0	5.8	0.0	0.0	0.0	0.0	5.3
Sep-91	3.0	6.0	7.2	7.0	6.4	0.0	0.0	0.0	0.0	5.6
Oct-91	5.0	6.0	6.9	6.8	6.9	0.0	0.0	0.0	0.0	6.3
Nov-91	5.4	7.8	7.3	6.3	7.0	7.8	0.0	0.0	0.0	6.5
Dec-91	5.4	8.7	7.3	6.0	7.0	5.4	0.0	0.0	0.0	6.5
Jan-92	5.4	9.4	7.8	6.0	7.1	5.4	0.0	0.0	0.0	6.7
Feb-92	5.4	8.8	8.8	7.1	7.4	5.4	8.9	4.3	0.0	7.2
Mar-92	5.4	8.4	8.7	7.2	7.4	5.4	8.9	4.3	0.0	7.3
Apr-92	5.4	8.2	8.1	7.0	7.9	5.1	8.9	4.3	0.0	7.3
May-92	5.4	8.1	7.8	6.9	7.9	5.1	5.4	4.5	0.0	7.2
Jun-92	5.4	8.1	7.7	6.9	7.9	4.8	5.4	5.3	0.0	7.0
Jul-92	5.3	8.0	7.7	7.2	7.9	4.5	5.0	5.8	0.0	6.9
Aug-92	5.4	8.0	7.7	6.9	7.9	4.5	5.0	6.0	8.0	6.8
Sep-92	5.4	8.3	7.6	6.8	7.9	4.4	5.0	5.9	7.0	6.8

zinc grade	JB1	JB1-Pod	JB2-W	JB2-E	Chimney	F.W.	M2	JB1-L	Main	TOTAL
Dec-90	2.0	8.0	0.0	0.0	8.0	0.0	0.0	0.0	0.0	5.9
Jul-91	3.5	8.0	14.0	0.0	13.0	0.0	0.0	0.0	0.0	9.4
Aug-91	3.8	8.0	14.0	0.0	13.1	0.0	0.0	0.0	0.0	10.7
Sep-91	5.9	8.0	15.7	12.3	13.1	0.0	0.0	0.0	0.0	11.0
Oct-91	8.5	8.0	14.7	10.1	13.7	0.0	0.0	0.0	0.0	11.4
Nov-91	8.9	11.8	14.6	10.1	13.6	13.9	0.0	0.0	0.0	11.7
Dec-91	8.8	12.5	14.6	10.3	13.5	11.0	0.0	0.0	0.0	11.5
Jan-92	8.8	13.7	15.4	10.2	13.4	9.7	0.0	0.0	0.0	11.9
Feb-92	8.8	13.9	14.9	11.2	13.5	9.7	12.5	6.9	0.0	12.3
Mar-92	8.9	13.5	15.2	11.6	13.0	9.6	12.5	6.9	0.0	12.5
Apr-92	8.9	13.2	15.0	11.2	13.7	9.4	12.5	6.9	0.0	12.6
May-92	8.8	12.5	14.4	10.8	13.7	9.6	8.3	7.1	0.0	12.2
Jun-92	8.6	12.5	14.2	10.8	13.7	9.6	8.3	8.2	0.0	12.0
Jul-92	8.5	12.4	14.1	11.1	13.7	9.9	8.1	8.7	0.0	11.9
Aug-92	8.5	12.4	14.1	10.6	13.7	10.1	8.1	9.3	11.3	11.7
Sep-92	8.5	12.4	14.0	10.5	13.7	10.0	8.1	9.2	10.0	11.6

Pb+Zn grade	JB1	JB1-Pod	JB2-W	JB2-E	Chimney	F.W.	M2	JB1-L	Main	TOTAL
Dec-90	3.0	14.0	0.0	0.0	14.0	0.0	0.0	0.0	0.0	10.2
Jul-91	5.2	14.0	21.0	0.0	19.1	0.0	0.0	0.0	0.0	14.5
Aug-91	6.2	14.0	21.0	0.0	19.0	0.0	0.0	0.0	0.0	15.9
Sep-91	9.0	14.0	22.9	19.3	19.5	0.0	0.0	0.0	0.0	16.7
Oct-91	13.5	14.0	21.5	16.9	20.6	0.0	0.0	0.0	0.0	17.7
Nov-91	14.3	19.6	22.0	16.3	20.6	21.7	0.0	0.0	0.0	18.1
Dec-91	14.2	21.3	22.0	16.3	20.5	16.5	0.0	0.0	0.0	18.0
Jan-92	14.1	23.1	23.2	16.2	20.6	15.1	0.0	0.0	0.0	18.7
Feb-92	14.1	22.7	23.7	18.3	20.9	15.1	21.4	11.2	0.0	19.6
Mar-92	14.4	22.0	23.9	18.8	20.4	15.0	21.4	11.2	0.0	19.8
Apr-92	14.4	21.5	23.1	18.2	21.6	14.5	21.4	11.2	0.0	20.0
May-92	14.2	20.6	22.2	17.7	21.6	14.8	13.7	11.6	0.0	19.4
Jun-92	14.0	20.6	22.0	17.7	21.6	14.4	13.7	13.5	0.0	19.0
Jul-92	13.7	20.4	21.7	18.3	21.6	14.4	13.1	14.5	0.0	18.8
Aug-92	13.9	20.4	21.7	17.5	21.6	14.6	13.1	15.3	19.3	18.5
Sep-92	13.9	20.7	21.6	17.3	21.6	14.4	13.1	15.2	17.0	18.4

Sa Dena Hes Joint Venture - Jewelbox Hill Mine
 Record of production by zone from Geology Department Records
 Monthly record, in tonnes, or percent if grade
 excluding the CHIMNEY, JB1-POD and MAIN Zones!!!

04-Nov-92

ore tonnage	JB1	JB1-Pod	JB2-W	JB2-E	Chimney	F.W.	M2	JB1-L	Main	TOTAL
Dec-90	3,980	0	0	0	0	0	0	0	0	3,980
Jul-91	1,552	0	366	0	0	0	0	0	0	1,918
Aug-91	436	0	0	0	0	0	0	0	0	436
Sep-91	8,605	0	2,189	3,483	0	0	0	0	0	14,277
Oct-91	17,388	0	2,815	6,464	0	0	0	0	0	26,667
Nov-91	12,374	0	4,479	6,801	0	3,599	0	0	0	27,253
Dec-91	4,982	0	0	4,249	0	5,148	0	0	0	14,379
Jan-92	362	0	19,036	678	0	10,762	0	0	0	30,838
Feb-92	0	0	19,926	6,170	0	0	1,765	1,173	0	29,034
Mar-92	4,073	0	20,532	5,364	0	272	0	0	0	30,241
Apr-92	2,847	0	13,092	8,689	0	3,578	0	0	0	28,206
May-92	5,148	0	7,329	7,848	0	6,233	3,983	854	0	31,395
Jun-92	6,023	0	2,809	174	0	14,812	0	3,321	0	27,139
Jul-92	4,183	0	3,864	7,117	0	11,659	1,946	5,218	0	33,987
Aug-92	6,430	0	675	10,331	0	11,623	0	2,801	0	31,860
Sep-92	6,898	0	2,370	5,734	0	8,588	0	1,856	0	25,446
TOTAL	85,281	0	99,482	73,102	0	76,274	7,694	15,223	0	357,056

lead metal	JB1	JB1-Pod	JB2-W	JB2-E	Chimney	F.W.	M2	JB1-L	Main	TOTAL
Dec-90	39.8	0.0	0.0	0.0	0.0	0.0	0.0	0.0	0.0	39.8
Jul-91	57.4	0.0	25.6	0.0	0.0	0.0	0.0	0.0	0.0	83.0
Aug-91	43.6	0.0	0.0	0.0	0.0	0.0	0.0	0.0	0.0	43.6
Sep-91	301.2	0.0	157.6	243.8	0.0	0.0	0.0	0.0	0.0	702.6
Oct-91	1,165.0	0.0	185.8	433.1	0.0	0.0	0.0	0.0	0.0	1,783.9
Nov-91	779.6	0.0	353.8	374.1	0.0	280.7	0.0	0.0	0.0	1,788.2
Dec-91	259.1	0.0	0.0	216.7	0.0	195.6	0.0	0.0	0.0	671.4
Jan-92	14.1	0.0	1,522.9	33.2	0.0	581.1	0.0	0.0	0.0	2,151.4
Feb-92	0.0	0.0	2,052.4	684.9	0.0	0.0	157.1	50.4	0.0	2,944.8
Mar-92	260.7	0.0	1,704.2	418.4	0.0	11.4	0.0	0.0	0.0	2,394.6
Apr-92	153.7	0.0	641.5	521.3	0.0	121.7	0.0	0.0	0.0	1,438.2
May-92	283.1	0.0	366.5	486.6	0.0	330.3	155.3	41.0	0.0	1,662.8
Jun-92	271.0	0.0	154.5	10.8	0.0	592.5	0.0	192.6	0.0	1,221.4
Jul-92	154.8	0.0	235.7	669.0	0.0	419.7	75.9	334.0	0.0	1,889.0
Aug-92	418.0	0.0	37.8	557.9	0.0	488.2	0.0	179.3	0.0	1,681.1
Sep-92	434.6	0.0	165.9	321.1	0.0	317.8	0.0	105.8	0.0	1,345.1
TOTAL	4,635.6	0.0	7,604.1	4,970.8	0.0	3,339.0	388.3	903.1	0.0	21,841.0

zinc metal	JB1	JB1-Pod	JB2-W	JB2-E	Chimney	F.W.	M2	JB1-L	Main	TOTAL
Dec-90	79.6	0.0	0.0	0.0	0.0	0.0	0.0	0.0	0.0	79.6
Jul-91	113.3	0.0	51.2	0.0	0.0	0.0	0.0	0.0	0.0	164.5
Aug-91	34.9	0.0	0.0	0.0	0.0	0.0	0.0	0.0	0.0	34.9
Sep-91	636.8	0.0	350.2	428.4	0.0	0.0	0.0	0.0	0.0	1,415.4
Oct-91	1,843.1	0.0	385.7	575.3	0.0	0.0	0.0	0.0	0.0	2,804.1
Nov-91	1,237.4	0.0	653.9	680.1	0.0	500.3	0.0	0.0	0.0	3,071.7
Dec-91	398.6	0.0	0.0	475.9	0.0	463.3	0.0	0.0	0.0	1,337.8
Jan-92	19.2	0.0	3,007.7	56.3	0.0	925.5	0.0	0.0	0.0	4,008.7
Feb-92	0.0	0.0	2,809.6	907.0	0.0	0.0	220.6	80.9	0.0	4,018.1
Mar-92	439.9	0.0	3,305.7	718.8	0.0	18.5	0.0	0.0	0.0	4,482.8
Apr-92	261.9	0.0	1,793.6	851.5	0.0	286.2	0.0	0.0	0.0	3,193.3
May-92	375.8	0.0	549.7	674.9	0.0	660.7	254.9	63.2	0.0	2,579.2
Jun-92	403.5	0.0	280.9	22.8	0.0	1,422.0	0.0	292.2	0.0	2,421.4
Jul-92	251.0	0.0	370.9	939.4	0.0	1,282.5	146.0	480.1	0.0	3,469.9
Aug-92	585.1	0.0	95.9	805.8	0.0	1,290.2	0.0	330.5	0.0	3,107.5
Sep-92	579.4	0.0	270.2	533.3	0.0	790.1	0.0	157.8	0.0	2,330.7
TOTAL	7,259.5	0.0	13,925.1	7,669.5	0.0	7,639.2	621.5	1,404.7	0.0	38,519.6

Monthly record, in tonnes, or percent if grade, no CHIMNEY,POD or MAIN Zones !!

lead grade	JB1	JB1-Pod	JB2-W	JB2-E	Chimney	F.W.	M2	JB1-L	Main	TOTAL
Dec-90	1.0	0.0	0.0	0.0	0.0	0.0	0.0	0.0	0.0	1.0
Jul-91	3.7	0.0	7.0	0.0	0.0	0.0	0.0	0.0	0.0	4.3
Aug-91	10.0	0.0	0.0	0.0	0.0	0.0	0.0	0.0	0.0	10.0
Sep-91	3.5	0.0	7.2	7.0	0.0	0.0	0.0	0.0	0.0	4.9
Oct-91	6.7	0.0	6.6	6.7	0.0	0.0	0.0	0.0	0.0	6.7
Nov-91	6.3	0.0	7.9	5.5	0.0	7.8	0.0	0.0	0.0	6.6
Dec-91	5.2	0.0	0.0	5.1	0.0	3.8	0.0	0.0	0.0	4.7
Jan-92	3.9	0.0	8.0	4.9	0.0	5.4	0.0	0.0	0.0	7.0
Feb-92	0.0	0.0	10.3	11.1	0.0	0.0	8.9	4.3	0.0	10.1
Mar-92	6.4	0.0	8.3	7.8	0.0	4.2	0.0	0.0	0.0	7.9
Apr-92	5.4	0.0	4.9	6.0	0.0	3.4	0.0	0.0	0.0	5.1
May-92	5.5	0.0	5.0	6.2	0.0	5.3	3.9	4.8	0.0	5.3
Jun-92	4.5	0.0	5.5	6.2	0.0	4.0	0.0	5.8	0.0	4.5
Jul-92	3.7	0.0	6.1	9.4	0.0	3.6	3.9	6.4	0.0	5.6
Aug-92	6.5	0.0	5.6	5.4	0.0	4.2	0.0	6.4	0.0	5.3
Sep-92	6.3	0.0	7.0	5.6	0.0	3.7	0.0	5.7	0.0	5.3
TOTAL	5.4	0.0	7.6	6.8	0.0	4.4	5.0	5.9	0.0	6.1

zinc grade	JB1	JB1-Pod	JB2-W	JB2-E	Chimney	F.W.	M2	JB1-L	Main	TOTAL
Dec-90	2.0	0.0	0.0	0.0	0.0	0.0	0.0	0.0	0.0	2.0
Jul-91	7.3	0.0	14.0	0.0	0.0	0.0	0.0	0.0	0.0	8.6
Aug-91	8.0	0.0	0.0	0.0	0.0	0.0	0.0	0.0	0.0	8.0
Sep-91	7.4	0.0	16.0	12.3	0.0	0.0	0.0	0.0	0.0	9.9
Oct-91	10.6	0.0	13.7	8.9	0.0	0.0	0.0	0.0	0.0	10.5
Nov-91	10.0	0.0	14.6	10.0	0.0	13.9	0.0	0.0	0.0	11.3
Dec-91	8.0	0.0	0.0	11.2	0.0	9.0	0.0	0.0	0.0	9.3
Jan-92	5.3	0.0	15.8	8.3	0.0	8.6	0.0	0.0	0.0	13.0
Feb-92	0.0	0.0	14.1	14.7	0.0	0.0	12.5	6.9	0.0	13.8
Mar-92	10.8	0.0	16.1	13.4	0.0	6.8	0.0	0.0	0.0	14.8
Apr-92	9.2	0.0	13.7	9.8	0.0	8.0	0.0	0.0	0.0	11.3
May-92	7.3	0.0	7.5	8.6	0.0	10.6	6.4	7.4	0.0	8.2
Jun-92	6.7	0.0	10.0	13.1	0.0	9.6	0.0	8.8	0.0	8.9
Jul-92	6.0	0.0	9.6	13.2	0.0	11.0	7.5	9.2	0.0	10.2
Aug-92	9.1	0.0	14.2	7.8	0.0	11.1	0.0	11.8	0.0	9.8
Sep-92	8.4	0.0	11.4	9.3	0.0	9.2	0.0	8.5	0.0	9.2
TOTAL	8.5	0.0	14.0	10.5	0.0	10.0	8.1	9.2	0.0	10.8

Pb+Zn grade	JB1	JB1-Pod	JB2-W	JB2-E	Chimney	F.W.	M2	JB1-L	Main	TOTAL
Dec-90	3.0	0.0	0.0	0.0	0.0	0.0	0.0	0.0	0.0	3.0
Jul-91	11.0	0.0	21.0	0.0	0.0	0.0	0.0	0.0	0.0	12.9
Aug-91	18.0	0.0	0.0	0.0	0.0	0.0	0.0	0.0	0.0	18.0
Sep-91	10.9	0.0	23.2	19.3	0.0	0.0	0.0	0.0	0.0	14.8
Oct-91	17.3	0.0	20.3	15.6	0.0	0.0	0.0	0.0	0.0	17.2
Nov-91	16.3	0.0	22.5	15.5	0.0	21.7	0.0	0.0	0.0	17.8
Dec-91	13.2	0.0	0.0	16.3	0.0	12.8	0.0	0.0	0.0	14.0
Jan-92	9.2	0.0	23.8	13.2	0.0	14.0	0.0	0.0	0.0	20.0
Feb-92	0.0	0.0	24.4	25.8	0.0	0.0	21.4	11.2	0.0	24.0
Mar-92	17.2	0.0	24.4	21.2	0.0	11.0	0.0	0.0	0.0	22.7
Apr-92	14.6	0.0	18.6	15.8	0.0	11.4	0.0	0.0	0.0	16.4
May-92	12.8	0.0	12.5	14.8	0.0	15.9	10.3	12.2	0.0	13.5
Jun-92	11.2	0.0	15.5	19.3	0.0	13.6	0.0	14.6	0.0	13.4
Jul-92	9.7	0.0	15.7	22.6	0.0	14.6	11.4	15.6	0.0	15.8
Aug-92	15.6	0.0	19.8	13.2	0.0	15.3	0.0	18.2	0.0	15.0
Sep-92	14.7	0.0	18.4	14.9	0.0	12.9	0.0	14.2	0.0	14.4
TOTAL	13.9	0.0	21.6	17.3	0.0	14.4	13.1	15.2	0.0	16.9

Sa Dena Hes Joint Venture - Jewelbox Hill Mine
 Record of production by zone from Geology Department Records

04-Nov-92

Cumulative record, in tonnes, or percent if grade
 excluding the CHIMNEY, JB1-POD and MAIN Zones!!!

ore tonnage	JB1	JB1-Pod	JB2-W	JB2-E	Chimney	F.W.	M2	JB1-L	Main	TOTAL
Dec-90	3,980	0	0	0	0	0	0	0	0	3,980
Jul-91	5,532	0	366	0	0	0	0	0	0	5,898
Aug-91	5,968	0	366	0	0	0	0	0	0	6,334
Sep-91	14,573	0	2,555	3,483	0	0	0	0	0	20,611
Oct-91	31,961	0	5,370	9,947	0	0	0	0	0	47,278
Nov-91	44,335	0	9,849	16,748	0	3,599	0	0	0	74,531
Dec-91	49,317	0	9,849	20,997	0	8,747	0	0	0	88,910
Jan-92	49,679	0	28,885	21,675	0	19,509	0	0	0	119,748
Feb-92	49,679	0	48,811	27,845	0	19,509	1,765	1,173	0	148,782
Mar-92	53,752	0	69,343	33,209	0	19,781	1,765	1,173	0	179,023
Apr-92	56,599	0	82,435	41,898	0	23,359	1,765	1,173	0	207,229
May-92	61,747	0	89,764	49,746	0	29,592	5,748	2,027	0	238,624
Jun-92	67,770	0	92,573	49,920	0	44,404	5,748	5,348	0	265,763
Jul-92	71,953	0	96,437	57,037	0	56,063	7,694	10,566	0	299,750
Aug-92	78,383	0	97,112	67,368	0	67,686	7,694	13,367	0	331,610
Sep-92	85,281	0	99,482	73,102	0	76,274	7,694	15,223	0	357,056

lead metal	JB1	JB1-Pod	JB2-W	JB2-E	Chimney	F.W.	M2	JB1-L	Main	TOTAL
Dec-90	39.8	0.0	0.0	0.0	0.0	0.0	0.0	0.0	0.0	39.8
Jul-91	97.2	0.0	25.6	0.0	0.0	0.0	0.0	0.0	0.0	122.8
Aug-91	140.8	0.0	25.6	0.0	0.0	0.0	0.0	0.0	0.0	166.4
Sep-91	442.0	0.0	183.2	243.8	0.0	0.0	0.0	0.0	0.0	869.0
Oct-91	1,607.0	0.0	369.0	676.9	0.0	0.0	0.0	0.0	0.0	2,652.9
Nov-91	2,386.6	0.0	722.9	1,051.0	0.0	280.7	0.0	0.0	0.0	4,441.1
Dec-91	2,645.6	0.0	722.9	1,267.7	0.0	476.3	0.0	0.0	0.0	5,112.5
Jan-92	2,659.7	0.0	2,245.7	1,300.9	0.0	1,057.5	0.0	0.0	0.0	7,263.8
Feb-92	2,659.7	0.0	4,298.1	1,985.7	0.0	1,057.5	157.1	50.4	0.0	10,208.6
Mar-92	2,920.4	0.0	6,002.3	2,404.1	0.0	1,068.9	157.1	50.4	0.0	12,603.3
Apr-92	3,074.1	0.0	6,643.8	2,925.5	0.0	1,190.6	157.1	50.4	0.0	14,041.5
May-92	3,357.3	0.0	7,010.2	3,412.1	0.0	1,520.9	312.4	91.4	0.0	15,704.3
Jun-92	3,628.3	0.0	7,164.7	3,422.8	0.0	2,113.4	312.4	284.0	0.0	16,925.8
Jul-92	3,783.1	0.0	7,400.4	4,091.8	0.0	2,533.1	388.3	618.0	0.0	18,814.8
Aug-92	4,201.0	0.0	7,438.2	4,649.7	0.0	3,021.3	388.3	797.3	0.0	20,495.9
Sep-92	4,635.6	0.0	7,604.1	4,970.8	0.0	3,339.0	388.3	903.1	0.0	21,841.0

zinc metal	JB1	JB1-Pod	JB2-W	JB2-E	Chimney	F.W.	M2	JB1-L	Main	TOTAL
Dec-90	79.6	0.0	0.0	0.0	0.0	0.0	0.0	0.0	0.0	79.6
Jul-91	192.9	0.0	51.2	0.0	0.0	0.0	0.0	0.0	0.0	244.1
Aug-91	227.8	0.0	51.2	0.0	0.0	0.0	0.0	0.0	0.0	279.0
Sep-91	864.5	0.0	401.5	428.4	0.0	0.0	0.0	0.0	0.0	1,694.4
Oct-91	2,707.7	0.0	787.1	1,003.7	0.0	0.0	0.0	0.0	0.0	4,498.5
Nov-91	3,945.1	0.0	1,441.1	1,683.8	0.0	500.3	0.0	0.0	0.0	7,570.2
Dec-91	4,343.6	0.0	1,441.1	2,159.7	0.0	963.6	0.0	0.0	0.0	8,908.0
Jan-92	4,362.8	0.0	4,448.8	2,216.0	0.0	1,889.1	0.0	0.0	0.0	12,916.7
Feb-92	4,362.8	0.0	7,258.3	3,123.0	0.0	1,889.1	220.6	80.9	0.0	16,934.8
Mar-92	4,802.7	0.0	10,564.0	3,841.7	0.0	1,907.6	220.6	80.9	0.0	21,417.6
Apr-92	5,064.6	0.0	12,357.6	4,693.3	0.0	2,193.8	220.6	80.9	0.0	24,610.9
May-92	5,440.4	0.0	12,907.3	5,368.2	0.0	2,854.5	475.5	144.1	0.0	27,190.1
Jun-92	5,844.0	0.0	13,188.2	5,391.0	0.0	4,276.5	475.5	436.4	0.0	29,611.5
Jul-92	6,095.0	0.0	13,559.1	6,330.4	0.0	5,559.0	621.5	916.4	0.0	33,081.4
Aug-92	6,680.1	0.0	13,654.9	7,136.2	0.0	6,849.1	621.5	1,247.0	0.0	36,188.9
Sep-92	7,259.5	0.0	13,925.1	7,669.5	0.0	7,639.2	621.5	1,404.7	0.0	38,519.6

Cumulative record, in tonnes, or percent if grade, no CHIMNEY, POD or MAIN Zones II

lead grade	JB1	JB1-Pod	JB2-W	JB2-E	Chimney	F.W.	M2	JB1-L	Main	TOTAL
Dec-90	1.0	0.0	0.0	0.0	0.0	0.0	0.0	0.0	0.0	1.0
Jul-91	1.8	0.0	7.0	0.0	0.0	0.0	0.0	0.0	0.0	2.1
Aug-91	2.4	0.0	7.0	0.0	0.0	0.0	0.0	0.0	0.0	2.6
Sep-91	3.0	0.0	7.2	7.0	0.0	0.0	0.0	0.0	0.0	4.2
Oct-91	5.0	0.0	6.9	6.8	0.0	0.0	0.0	0.0	0.0	5.6
Nov-91	5.4	0.0	7.3	6.3	0.0	7.8	0.0	0.0	0.0	6.0
Dec-91	5.4	0.0	7.3	6.0	0.0	5.4	0.0	0.0	0.0	5.8
Jan-92	5.4	0.0	7.8	6.0	0.0	5.4	0.0	0.0	0.0	6.1
Feb-92	5.4	0.0	8.8	7.1	0.0	5.4	8.9	4.3	0.0	6.9
Mar-92	5.4	0.0	8.7	7.2	0.0	5.4	8.9	4.3	0.0	7.0
Apr-92	5.4	0.0	8.1	7.0	0.0	5.1	8.9	4.3	0.0	6.8
May-92	5.4	0.0	7.8	6.9	0.0	5.1	5.4	4.5	0.0	6.6
Jun-92	5.4	0.0	7.7	6.9	0.0	4.8	5.4	5.3	0.0	6.4
Jul-92	5.3	0.0	7.7	7.2	0.0	4.5	5.0	5.8	0.0	6.3
Aug-92	5.4	0.0	7.7	6.9	0.0	4.5	5.0	6.0	0.0	6.2
Sep-92	5.4	0.0	7.6	6.8	0.0	4.4	5.0	5.9	0.0	6.1

zinc grade	JB1	JB1-Pod	JB2-W	JB2-E	Chimney	F.W.	M2	JB1-L	Main	TOTAL
Dec-90	2.0	0.0	0.0	0.0	0.0	0.0	0.0	0.0	0.0	2.0
Jul-91	3.5	0.0	14.0	0.0	0.0	0.0	0.0	0.0	0.0	4.1
Aug-91	3.8	0.0	14.0	0.0	0.0	0.0	0.0	0.0	0.0	4.4
Sep-91	5.9	0.0	15.7	12.3	0.0	0.0	0.0	0.0	0.0	8.2
Oct-91	8.5	0.0	14.7	10.1	0.0	0.0	0.0	0.0	0.0	9.5
Nov-91	8.9	0.0	14.6	10.1	0.0	13.9	0.0	0.0	0.0	10.2
Dec-91	8.8	0.0	14.6	10.3	0.0	11.0	0.0	0.0	0.0	10.0
Jan-92	8.8	0.0	15.4	10.2	0.0	9.7	0.0	0.0	0.0	10.8
Feb-92	8.8	0.0	14.9	11.2	0.0	9.7	12.5	6.9	0.0	11.4
Mar-92	8.9	0.0	15.2	11.6	0.0	9.6	12.5	6.9	0.0	12.0
Apr-92	8.9	0.0	15.0	11.2	0.0	9.4	12.5	6.9	0.0	11.9
May-92	8.8	0.0	14.4	10.8	0.0	9.6	8.3	7.1	0.0	11.4
Jun-92	8.6	0.0	14.2	10.8	0.0	9.6	8.3	8.2	0.0	11.1
Jul-92	8.5	0.0	14.1	11.1	0.0	9.9	8.1	8.7	0.0	11.0
Aug-92	8.5	0.0	14.1	10.6	0.0	10.1	8.1	9.3	0.0	10.9
Sep-92	8.5	0.0	14.0	10.5	0.0	10.0	8.1	9.2	0.0	10.8

Pb+Zn grade	JB1	JB1-Pod	JB2-W	JB2-E	Chimney	F.W.	M2	JB1-L	Main	TOTAL
Dec-90	3.0	0.0	0.0	0.0	0.0	0.0	0.0	0.0	0.0	3.0
Jul-91	5.2	0.0	21.0	0.0	0.0	0.0	0.0	0.0	0.0	6.2
Aug-91	6.2	0.0	21.0	0.0	0.0	0.0	0.0	0.0	0.0	7.0
Sep-91	9.0	0.0	22.9	19.3	0.0	0.0	0.0	0.0	0.0	12.4
Oct-91	13.5	0.0	21.5	16.9	0.0	0.0	0.0	0.0	0.0	15.1
Nov-91	14.3	0.0	22.0	16.3	0.0	21.7	0.0	0.0	0.0	16.1
Dec-91	14.2	0.0	22.0	16.3	0.0	16.5	0.0	0.0	0.0	15.8
Jan-92	14.1	0.0	23.2	16.2	0.0	15.1	0.0	0.0	0.0	16.9
Feb-92	14.1	0.0	23.7	18.3	0.0	15.1	21.4	11.2	0.0	18.2
Mar-92	14.4	0.0	23.9	18.8	0.0	15.0	21.4	11.2	0.0	19.0
Apr-92	14.4	0.0	23.1	18.2	0.0	14.5	21.4	11.2	0.0	18.7
May-92	14.2	0.0	22.2	17.7	0.0	14.8	13.7	11.6	0.0	18.0
Jun-92	14.0	0.0	22.0	17.7	0.0	14.4	13.7	13.5	0.0	17.5
Jul-92	13.7	0.0	21.7	18.3	0.0	14.4	13.1	14.5	0.0	17.3
Aug-92	13.9	0.0	21.7	17.5	0.0	14.6	13.1	15.3	0.0	17.1
Sep-92	13.9	0.0	21.6	17.3	0.0	14.4	13.1	15.2	0.0	16.9

APPENDIX G

SUMMARY OF DRILLHOLE DATA SET FOR JEWEL BOX HILL

This listing tabulates the number and length of drillholes by year and since the Joint Venture purchase of the property in 1989 by month. The date used is the date logged. All holes in the PC-XPLOR database are listed.

Sa Dena Hes Joint Venture
 Jewelbox Hill Mine
 August 1, 1992 Mineral Inventory
 Summary of drillhole database for the inventory

year	total length of holes	total number of holes	average length of holes	cumulative number of holes	cumulative length of holes	month	total length of holes	total number of holes	average length of holes	cumulative number of holes	cumulative length of holes
						pre 1989				140	13,271.2
63	442.6	6	73.8	6	442.6	1989					
64	0.0	0	0.0	6	442.6	JAN	0.0	0	0.0	140	13,271.2
65	0.0	0	0.0	6	442.6	FEB	0.0	0	0.0	140	13,271.2
66 to 78	0.0	0	0.0	6	442.6	MAR	0.0	0	0.0	140	13,271.2
78	0.0	0	0.0	6	442.6	APR	0.0	0	0.0	140	13,271.2
79	468.1	18	26.0	24	910.7	MAY	0.0	0	0.0	140	13,271.2
80	968.6	27	35.9	51	1,879.3	JUN	4,759.8	26	183.1	166	18,031.0
81	536.1	14	38.3	65	2,415.4	JUL	503.9	4	126.0	170	18,534.9
82	422.3	9	46.9	74	2,837.7	AUG	2,097.6	15	139.8	185	20,632.5
83	0.0	0	0.0	74	2,837.7	SEP	0.0	0	0.0	185	20,632.5
84	0.0	0	0.0	74	2,837.7	OCT	1,850.2	12	154.2	197	22,482.7
85	5,314.3	36	147.6	110	8,152.0	NOV	0.0	0	0.0	197	22,482.7
86	4,074.9	25	163.0	135	12,226.9	DEC	0.0	0	0.0	197	22,482.7
87	0.0	0	0.0	135	12,226.9	TOTAL	9,211.5	57	161.6		
88	1,044.3	5	208.9	140	13,271.2	1990					
89	9,211.5	57	161.6	197	22,482.7	JAN	0.0	0	0.0	197	22,482.7
90	4,418.2	134	33.0	331	26,900.9	FEB	0.0	0	0.0	197	22,482.7
91	13,334.1	304	43.9	635	40,235.0	MAR	0.0	0	0.0	197	22,482.7
92	20,028.2	419	47.8	1,054	60,263.2	APR	0.0	0	0.0	197	22,482.7
93	0.0	0	0.0	1,054	60,263.2	MAY	0.0	0	0.0	197	22,482.7
						JUN	0.0	0	0.0	197	22,482.7
						JUL	0.0	0	0.0	197	22,482.7
						AUG	0.0	0	0.0	197	22,482.7
						SEP	2,290.9	60	38.2	257	24,773.6
						OCT	0.0	0	0.0	257	24,773.6
						NOV	193.7	10	19.4	267	24,967.3
						DEC	1,933.6	64	30.2	331	26,900.9
						TOTAL	4,418.2	134	33.0		
						1991					
						JAN	44.9	8	5.6	339	26,945.8
						FEB	0.0	0	0.0	339	26,945.8
						MAR	0.0	0	0.0	339	26,945.8
						APR	2,029.0	43	47.2	382	28,974.8
						MAY	3,979.0	85	46.8	467	32,953.8
						JUN	0.0	0	0.0	467	32,953.8
						JUL	0.0	0	0.0	467	32,953.8
						AUG	1,200.6	7	171.5	474	34,154.4
						SEP	500.8	3	166.9	477	34,655.2
						OCT	1,585.9	35	45.3	512	36,241.1
						NOV	1,670.2	37	45.1	549	37,911.3
						DEC	2,323.7	86	27.0	635	40,235.0
						TOTAL	13,334.1	304	43.9		
						1992					
						JAN	2,242.9	62	36.2	697	42,477.9
						FEB	3,073.4	91	33.8	788	45,551.3
						MAR	2,505.9	58	43.2	846	48,057.2
						APR	2,742.1	39	70.3	885	50,799.3
						MAY	2,663.1	52	51.2	937	53,462.4
						JUN	4,186.7	68	61.6	1,005	57,649.1
						JUL	2,331.1	45	51.8	1,050	59,980.2
						AUG	283.0	4	70.8	1,054	60,263.2
						SEP	0.0	0	0.0	1,054	60,263.2
						OCT	0.0	0	0.0	1,054	60,263.2
						NOV	0.0	0	0.0	1,054	60,263.2
						DEC	0.0	0	0.0	1,054	60,263.2
						TOTAL	20,028.2	419	47.8		

APPENDIX H

SUMMARY OF DRILL CORE ASSAY DATA SET

This table lists the number of holes, number of assay intervals and length of core assayed by year for the portion of Jewel Box Hill covered by this mineral inventory. The area of the Main Zone is not included. This accounts for the difference between the total number of holes in Appendices G and H.

Sa Dena Hes Joint Venture – Sa Dena Hes Mine – Jewelbox Hill Ore Deposit

Summary of assayed core and drilling database

08-Nov-92

Cutoff = 0% Pb + Zn									
year	m. of core assayed	number of samples	number of holes	average length of intervals	cumulative number of m. assayed	cumulative number of samples	cumulative number of holes	cumulative average length of intervals	
81	8	9	1	0.9	8	9	1	0.9	
82	17	11	1	1.6	26	20	2	1.3	
83	0	0	0		26	20	2	1.3	
84	0	0	0		26	20	2	1.3	
85	494	277	29	1.8	520	297	31	1.8	
86	253	149	19	1.7	773	446	50	1.7	
87	0	0	0		773	446	50	1.7	
88	79	47	4	1.7	852	493	54	1.7	
89	1,376	1,332	55	1.0	2,228	1,825	109	1.2	
90	1,157	1,153	72	1.0	3,385	2,978	181	1.1	
91	2,581	1,546	266	1.7	5,966	4,524	447	1.3	
92	2,936	1,653	348	1.8	8,902	6,177	795	1.4	
total	8,902	6,177	795						
Cutoff = 4% Pb + Zn									
year	m. of core assayed	number of samples	number of holes	average length of intervals	cumulative number of m. assayed	cumulative number of samples	cumulative number of holes	cumulative average length of intervals	
81	2	3	1	0.7	2	3	1	0.7	
82	3	4	1	0.8	5	7	2	0.8	
83	0	0	0		5	7	2	0.8	
84	0	0	0		5	7	2	0.8	
85	346	192	28	1.8	351	199	30	1.8	
86	131	82	16	1.6	482	281	46	1.7	
87	0	0	0		482	281	46	1.7	
88	51	30	4	1.7	532	311	50	1.7	
89	983	986	55	1.0	1,515	1,297	105	1.2	
90	1,079	1,074	72	1.0	2,594	2,371	177	1.1	
91	2,192	1,337	260	1.6	4,786	3,708	437	1.3	
92	2,458	1,387	339	1.8	7,244	5,095	776	1.4	
total	7,244	5,095	776						
Cutoff = 8% Pb + Zn									
year	m. of core assayed	number of samples	number of holes	average length of intervals	cumulative number of m. assayed	cumulative number of samples	cumulative number of holes	cumulative average length of intervals	
81	1	2	1	0.7	1	2	1	0.7	
82	3	4	1	0.8	5	6	2	0.8	
83	0	0	0		5	6	2	0.8	
84	0	0	0		5	6	2	0.8	
85	294	162	26	1.8	298	168	28	1.8	
86	102	62	16	1.6	400	230	44	1.7	
87	0	0	0		400	230	44	1.7	
88	39	23	3	1.7	439	253	47	1.7	
89	848	848	53	1.0	1,287	1,101	100	1.2	
90	968	969	71	1.0	2,255	2,070	171	1.1	
91	1,969	1,186	244	1.7	4,225	3,256	415	1.3	
92	2,193	1,213	333	1.8	6,417	4,469	748	1.4	
total	6,417	4,469	748						

APPENDIX I

BACK CALCULATION OF MINED TONNAGE TO IN-SITU TONNAGE

This table documents the back calculation done to remove estimated dilution from the mined quantities reported by the geology department as an approximation of the in-situ tonnage equivalent.

An average dilution of 23% was used as this makes the in-situ grades close to the production grades.

Estimate of Inventory removed by back calculation of dilution assumed to be included in production quantities

Zone Name	Tonnes Ore	Pb+Zn (%)	Pb (%)	Zn (%)	Tns Lead Metal	Tns Zinc Metal
As reported by Geology Department						
JB1	71,953	13.7	5.3	8.5	3,783.1	6,095.0
JB1-Pod	55,186	20.4	8.0	12.4	4,410.3	6,821.1
JB2-W	96,437	21.7	7.7	14.1	7,400.4	13,559.1
JB2-E	57,037	18.3	7.2	11.1	4,091.8	6,330.4
Chimney	124,593	21.6	7.9	13.7	9,853.0	17,054.2
F.W.	56,063	14.4	4.5	9.9	2,533.1	5,559.0
M2	7,694	13.1	5.0	8.1	388.3	621.5
JB1-L	10,566	14.5	5.8	8.7	618.0	916.4
Main	0	0.0	0.0	0.0	0.0	0.0
TOTAL	479,529	18.8	6.9	11.9	33,078	56,957
Back Calculated as in-situ by removing 23% dilution by zero grade waste						
JB1	58,498	16.9	6.5	10.4	3,783.1	6,095.0
JB1-Pod	44,867	25.0	9.8	15.2	4,410.3	6,821.1
JB2-W	78,404	26.7	9.4	17.3	7,400.4	13,559.1
JB2-E	46,372	22.5	8.8	13.7	4,091.8	6,330.4
Chimney	101,295	26.6	9.7	16.8	9,853.0	17,054.2
F.W.	45,580	17.8	5.6	12.2	2,533.1	5,559.0
M2	6,255	16.1	6.2	9.9	388.3	621.5
JB1-L	8,590	17.9	7.2	10.7	618.0	916.4
Main	0	0.0	0.0	0.0	0.0	0.0
TOTAL	389,861	23.1	8.5	14.6	33,078	56,957
predicted in-situ	291,900	23.1	8.9	14.2	25,979.1	41,449.8
difference	97,961	-0.0	-0.4	0.4	7,099	15,507
% difference	25%	-0%	-5%	3%	21%	27%

As above but no Chimney or Pod

As reported by Geology Department						
JB1	71,953	13.7	5.3	8.5	3,783.1	6,095.0
JB2-W	96,437	21.7	7.7	14.1	7,400.4	13,559.1
JB2-E	57,037	18.3	7.2	11.1	4,091.8	6,330.4
F.W.	56,063	14.4	4.5	9.9	2,533.1	5,559.0
M2	7,694	13.1	5.0	8.1	388.3	621.5
JB1-L	10,566	14.5	5.8	8.7	618.0	916.4
Main	0	0.0	0.0	0.0	0.0	0.0
TOTAL	299,750	17.3	6.3	11.0	18,815	33,081
Back Calculated as in-situ by removing 23% dilution by zero grade waste						
JB1	58,498	16.9	6.5	10.4	3,783.1	6,095.0
JB2-W	78,404	26.7	9.4	17.3	7,400.4	13,559.1
JB2-E	46,372	22.5	8.8	13.7	4,091.8	6,330.4
F.W.	45,580	17.8	5.6	12.2	2,533.1	5,559.0
M2	6,255	16.1	6.2	9.9	388.3	621.5
JB1-L	8,590	17.9	7.2	10.7	618.0	916.4
Main	0	0.0	0.0	0.0	0.0	0.0
TOTAL	243,699	21.3	7.7	13.6	18,815	33,081
predicted in-situ	182,100	21.3	7.8	13.5	14,203.8	24,583.5
difference	61,599	-0.0	-0.1	0.1	4,611	8,498
% difference	25%	-0%	-1%	1%	25%	26%

APPENDIX J

**SIMULATED TONNAGE AND GRADE OF EXCAVATED
MATERIAL USING INVENTORY POLYGONS**

This table summarizes the result of a calculation that produced the average grade of all material within each excavated outline on each section and totalled the tonnage and grade for all openings which averaged above 8% Pb+Zn.

This was done to try to explain the large difference between in-situ inventory and total ore mined as discussed in the text.

Appendix ??

Aug. 1, 1992 Mineral Inventory

Class A and B together

Zone	Tonnage	Pb+Zn %	Pb %	Zn %
Simulated tonnage and grade of material in openings on section with > 8% Pb+Zn				
FW	27,291	12.8	3.8	9.1
JB1-L	3,971	11.1	4.6	6.5
JB1	55,459	14.5	5.6	8.9
M1	0	0.0		
JB2-W	94,103	19.1	6.8	12.4
JB2-E	37,491	14.2	5.8	8.4
CHIMNEY	83,994	23.4	9.5	13.8
POD	47,286	18.8	8.1	10.7
UNKN	1,444	11.3	4.8	6.5
NONE	660	22.9	6.2	16.7
TOTAL	351,699	18.2	7.0	11.2

Excluding the Chimney and JB1-Pod Zones

FW	27,291	12.8	3.8	9.1
JB1-L	3,971	11.1	4.6	6.5
JB1	55,459	14.5	5.6	8.9
M1	0	0.0		
JB2-W	94,103	19.1	6.8	12.4
JB2-E	37,491	14.2	5.8	8.4
CHIMNEY	0	23.4	9.5	13.8
POD	0	18.8	8.1	10.7
UNKN	1,444	11.3	4.8	6.5
NONE	660	22.9	6.2	16.7
TOTAL	220,419	16.1	5.9	10.3

APPENDIX K

ESTIMATE OF REMAINING INVENTORY

This table shows the result of deducting the back calculated in-situ equivalent of mine production (Appendix J) from the total in-situ proven+probable tonnage to arrive at a remaining proven+probable inventory.

A mass balance of ore tonnage and contained metal has been done and grade of the remainder calculated, however it is probably best to use the zone average grades since the grade data for the estimated and reported mined materials are not necessarily compatible.

Sa Dena Hes Mine – Jewelbox Hill Ore Deposit
 Summary of Pre-mining in-situ mineral Inventory
 undiluted sulphide mineralization above 8% Pb+Zn
 Both thin and thick zones, Sections 1237 to 1625 inclusive

Zone	Proven + Probable					
	Tonnage (tonnes)	Pb (%)	Zn (%)	Ag (g/t)	Tns Lead Metal	Tns Zinc Metal
J1	2,600	8.6	7.8	48	224.1	203.3
JB1	126,300	7.1	11.3	36	8,950.4	14,235.4
JB1-L	41,600	8.5	11.5	41	3,519.9	4,797.6
POD	125,900	10.4	13.9	81	13,070.3	17,450.0
CHIMNEY	107,600	9.6	14.1	57	10,344.2	15,146.7
M1	12,500	6.6	8.8	28	823.1	1,101.0
M2	10,900	4.8	7.4	70	519.1	810.3
JB2-E	151,700	8.1	12.8	80	12,355.2	19,351.6
JB2-L	14,800	5.6	12.6	45	833.8	1,868.4
JB2-W	160,200	9.2	16.7	65	14,685.2	26,755.4
FW	133,400	5.6	12.5	68	7,458.2	16,675.2
AB	6,500	9.6	18.1	51	623.6	1,176.8
UNKN	5,500	4.2	11.1	54	228.7	610.5
TOTAL	899,500	8.2	13.4	63	73,636.0	120,182.3

Remaining after deduction of the back-calculated
 in-situ equivalent of mine production tonnage
 assuming all is taken from Class "A" material

J1	2,600	8.6	7.8	NA	224	203
JB1	67,802	7.6	12.0	NA	5,167	8,140
JB1-L	33,010	8.8	11.8	NA	2,902	3,881
POD	81,033	10.7	13.1	NA	8,660	10,629
CHIMNEY	6,305	7.8	-30.3	NA	491	(1,907)
M1	12,500	6.6	8.8	NA	823	1,101
M2	4,645	2.8	4.1	NA	131	189
JB2-E	105,328	7.8	12.4	NA	8,263	13,021
JB2-L	14,800	5.6	12.6	NA	834	1,868
JB2-W	81,796	8.9	16.1	NA	7,285	13,196
FW	87,820	5.6	12.7	NA	4,925	11,116
AB	6,500	9.6	18.1	NA	624	1,177
UNKN	5,500	4.2	11.1	NA	229	610
TOTAL	509,639	8.0	12.4	NA	40,558	63,226

or without the Chimney and JB1-Pod Zones

TOTAL	422,301	7.4	12.9	NA	31,407	54,504
--------------	----------------	------------	-------------	-----------	---------------	---------------

APPENDIX L

PC-XPLOR DATABASE DEFINITION

The following pages define the database tables and fields used in the PC-XPLOR database used in this study. The database is available in the Whitehorse Office of Curragh Inc. where it is abbreviated PXDBJR.

Printout of Database Structure Information

Database Filename : E:\PXDBJR\PXDBJR.G5A

Table Number : 1
Table Name : HEADER
Number of Fields : 16

Field name	Code	Type	Minimum	Maximum	Default
HOLE-ID	1:1	String		10	
UTMGRID	1:2	UTM			
(X-COORD)	1:2:1	Double	-1.00	900000.00	-1.00
(Y-COORD)	1:2:2	Double	-1.00	900000.00	NS
(Z-COORD)	1:2:3	Double	-1.00	5000.00	NE
LOCATION	1:3	Local			
(X-COORD)	1:3:1	Double	-1.00	900000.00	-1.00
(Y-COORD)	1:3:2	Double	-1.00	900000.00	NS
(Z-COORD)	1:3:3	Double	-1.00	5000.00	NE
LENGTH	1:4	Real	-1.0	4000.0	-1.0
AREA	1:5	String		15	
HEADING	1:6	String		12	UG
CORE SIZE	1:7	String		10	NQ
GEOLOGIST	1:8	String		10	
LOG DATE	1:9	String		8	
CORE LOCTN	1:10	String		20	
CONTRACTOR	1:11	String		10	
NEWGRID	1:12	Logical			FALSE
LEVEL	1:13	String		10	
COMPOSITE	1:14	String		12	
LONGSECT	1:15	Integer	0	1	0
XLSECTION	1:16	String		2	N

Printout of Database Structure Information

Table Number : 2
Table Name : SURVEYS
Number of Fields : 5

Field name	Code	Type	Minimum	Maximum	Default
DISTANCE	2:1	Real	0.0	4000.0	0.0
DIP	2:2	Real	-90.0	90.0	-90.0
UTMAZMTH	2:3	Real	0.0	360.0	0.0
AZIMUTH	2:4	Real	0.0	360.0	0.0
METHOD	2:5	String		20	

Table Number : 3
Table Name : LITHOLOGY
Number of Fields : 5

Field name	Code	Type	Minimum	Maximum	Default
FROM	3:1	Real	0.0	4000.0	0.0
TO	3:2	Real	0.0	4000.0	0.0
UNIT	3:3	String		8	
ROCK CODE	3:4	Integer	-1	1000	-1
INTERVAL	3:5	Real	0.0	1000.0	NE

Printout of Database Structure Information

Table Number : 4
 Table Name : ASSAYS
 Number of Fields : 33

Field name	Code	Type	Minimum	Maximum	Default
FROM	4:1	Real	-1.0	4000.0	-1.0
TO	4:2	Real	-1.0	4000.0	-1.0
INTERVAL	4:3	Real	-1.0	4000.0	-1.0
RECOVERY	4:4	Real	-1.0	4000.0	-1.0
SAMPLE #	4:5	String		10	
ROCK TYPE	4:6	String		10	
OX	4:7	Integer	-1	3	-1
EST-PB	4:8	Integer	-1	99	NE
EST-ZN	4:9	Integer	-1	99	NE
SG-PULP	4:10	Real	-1.00	10.00	NE
%PB+ZN	4:11	Real	-1.00	100.00	NE
%PB	4:12	Real	-1.00	100.00	NE
%ZN	4:13	Real	-1.00	100.00	NE
AG(G/T)	4:14	Real	0.00	10000.00	NE
%PB+ZNOX	4:15	Real	-1.00	100.00	NE
%PBOX	4:16	Real	-1.00	100.00	NE
%ZNOX	4:17	Real	-1.00	100.00	NE
G/T AU	4:18	Real	-1.000	100.000	NE
%CU	4:19	Real	-1.00	100.00	NE
CUTPB+ZN	4:20	Real	0.00	100.00	NE
CUTPB	4:21	Real	0.00	100.00	NE
CUTZN	4:22	Real	0.00	100.00	NE
CUTAG	4:23	Real	0.0	10000.0	NE
OXIDERATIO	4:24	Real	0.00	1.00	NE
RECORD#	4:25	Integer	0	50000	NE
DESURVEY	4:26	Local			
(X-COORD)	4:26:1	Double	0.0	50000.0	0.0
(Y-COORD)	4:26:2	Double	0.0	50000.0	NS
(Z-COORD)	4:26:3	Double	0.0	3000.0	NE
%RECOVERY	4:27	Integer	0	150	NE
ROCKCODE	4:28	Integer	0	1000	NE
ZONE	4:29	String		10	
LSECTION	4:30	String		10	
XSECTION	4:31	String		10	
POLYGON	4:32	Integer	0	1000	NE
RESERVES	4:33	Integer	0	5	NE

Printout of Database Structure Information

Table Number : 5
Table Name : LITHCOMP
Number of Fields : 10

Field name	Code	Type	Minimum	Maximum	Default
FROM	5:1	Real	0.0	5000.0	NE
TO	5:2	Real	0.0	5000.0	NE
INTERVAL	5:3	Real	0.0	5000.0	NE
UNIT	5:4	String		10	
ROCKCODE	5:5	Integer	0	1000	NE
ZONE	5:6	String		10	
POLYGON	5:7	Integer	0	1000	0
RESERVES	5:8	Integer	0	5	0
XSECTION	5:9	String		10	
LSECTION	5:10	String		10	

Printout of Database Structure Information

Table Number : 6
Table Name : COMPOSITE1
Number of Fields : 20

Field name	Code	Type	Minimum	Maximum	Default
FROM	6:1	Real	0.0	5000.0	
TO	6:2	Real	0.0	5000.0	NE
INTERVAL	6:3	Real	0.0	5000.0	NE
RECOVERY	6:4	Real	0.0	5000.0	NE
RECOVERY%	6:5	Integer	0	150	NE
COMP-ID	6:6	String		10	
RECORD#	6:7	Integer	0	50000	NE
%PB+ZN	6:8	Real	0.00	100.00	NE
%PB	6:9	Real	0.00	100.00	NE
%ZN	6:10	Real	0.00	100.00	NE
G/T AG	6:11	Real	0.0	20000.0	NE
OXIDERATIO	6:12	Real	0.00	1.00	NE
DESURVEYC	6:13	Local			
(X-COORD)	6:13:1	Double	0.0	50000.0	0.0
(Y-COORD)	6:13:2	Double	0.0	50000.0	NS
(Z-COORD)	6:13:3	Double	0.0	5000.0	NE
ROCKCODE	6:14	Integer	0	1000	NE
ZONE	6:15	String			10
CLENGTH	6:16	Real	0.0	10000.0	NE
POLYGON	6:17	Integer	0	1000	0
RESERVES	6:18	Integer	0	5	0
XSECTION	6:19	String		10	
LSECTION	6:20	String		10	