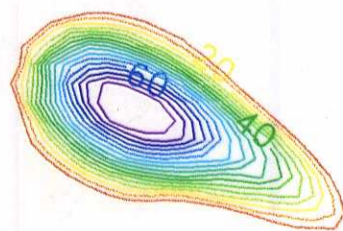




LEGEND



E.M. contours at 5 p.p.m intervals



**ANVIL RANGE
MINING CORPORATION**

**GRIZZLY SOUTH PROJECT
E.M. CO-AXIAL IN PHASE**

SCALE: 1:12,000	FILE: GRIZEM_1.DWG	DATE: 96.10.02
DRAWN: H.D. STIRLING	DWG:	FIGURE