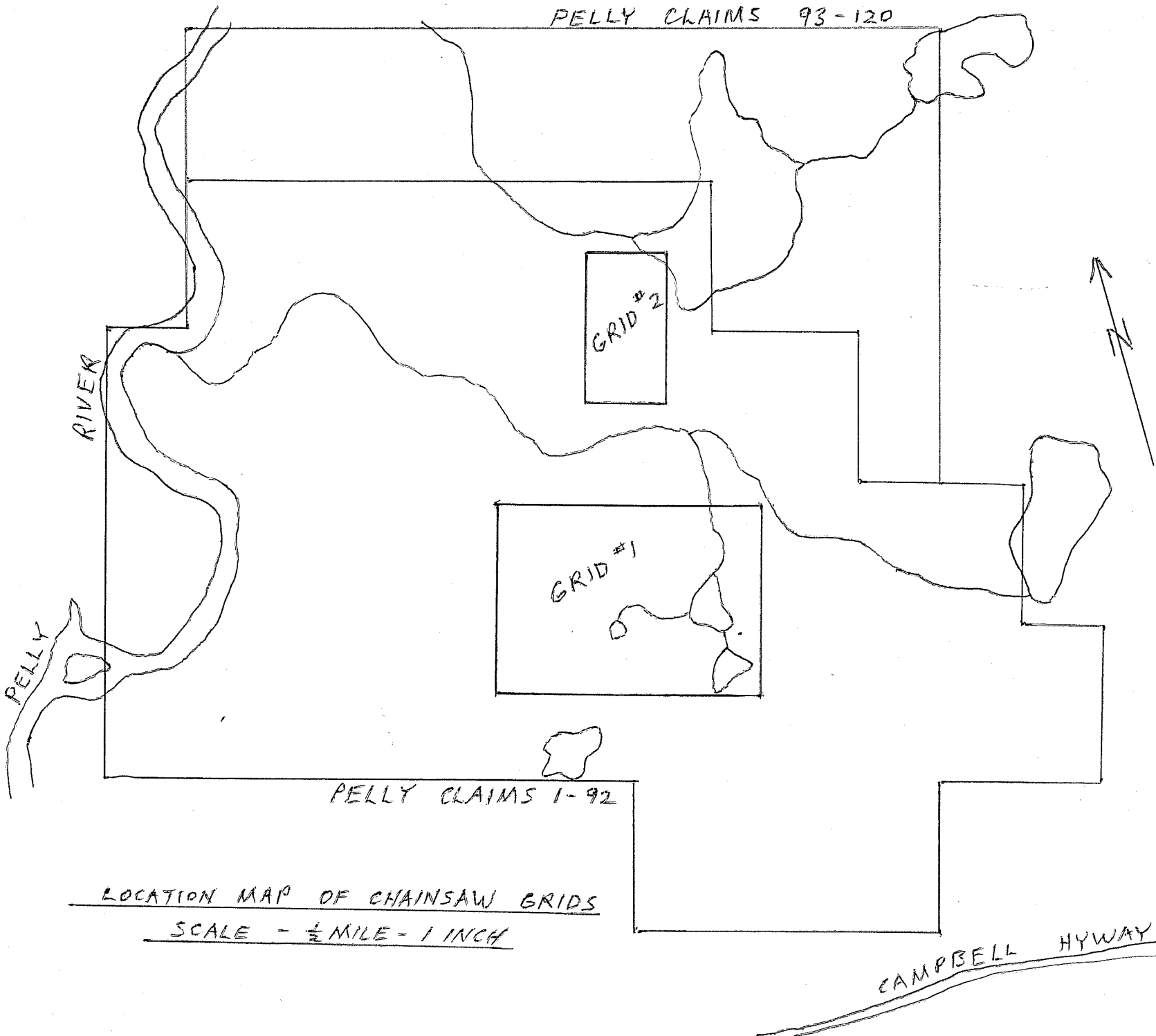
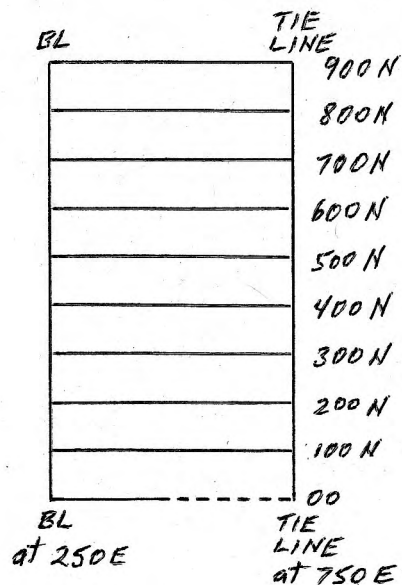




PELLY CLAIMS 93-120



CONTROL LINE - 00



### CHAINSAW LINE GRIDS

SCALE - 400 M - 1 INCH

Total cut - both grids - 27,240 Meters  
chained and stationed every 30 Meters

#### LINE GRID # 2

(260 M on 00 Line not cut)  
(due to swamp overflow)

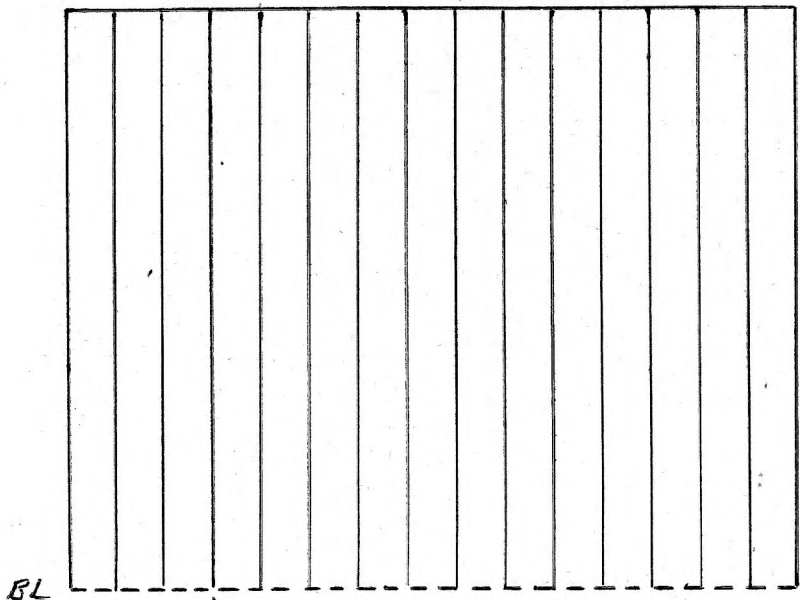
Total amount cut - 6540 Meters

$$(10 \times 500) - (1 \times 260) = 4740 \text{ metres} = 4.74 \text{ Km}$$

$$+ (2 \times 900) = 1800 \text{ m. Total } 6540 \text{ m. } \checkmark$$

$$= 6.54 \text{ Km.}$$

300 W  
200 W  
100 W  
00  
100 E  
200 E  
300 E  
400 E  
500 E  
600 E  
700 E  
800 E  
900 E  
1000 E  
1100 E  
1200 E



#### TIE LINE at 1200 N

$$1200 \times 16 = 19200 \text{ m}$$

$$= 19.2 \text{ Km}$$

$$\text{Tie Line} = 1.5 \text{ m}$$

$$\text{Total } 20.7 \text{ Km } \checkmark$$

#### LINE GRID # 1

(BL not cut - it was pre-cut)  
(by your company with axe  
and machete)

Total amount cut - 20700 Meters