

SAMPLESITE	SAMPLEDATE	TEMP	PH	ALKTY	HARDNESS	NFR	SO4	NH3	CU	PB	ZN	MN	FE
B1	05-Aug-88	10.2	7			6.0	1.0		1	0.003	0.005	0.018	0.370
B1	21-Sep-88		7.21	58.8		1.0	7.0	0.24	0.002	0.003	0.001	0.020	0.230
B2	05-Aug-88					3.0	41.0	0.38	0.002	0.003	0.004	0.029	0.180
B2	21-Sep-88		7.73	143.9		18.0	47.0	0.18	0.003	0.003	0.015	0.078	0.610
B3	08-Jul-88					18.0	8.0	0.29	0.003	0.003	0.011	0.034	1.070
B3	05-Aug-88		7.86	52.5		43.0	1.0	0.34	0.001	0.003	0.003	0.020	0.360
B3	21-Sep-88		7.18	60.9		1.0	6.0	0.32	0.002	0.003	0.009	0.024	0.380
B3	19-Oct-88		6.91	60.0		1.0	9.0		0.002	0.003	0.004	0.025	0.175
B3	29-Nov-88	0.0	7.41	65.0		1.0	10.0	0.05	0.001	0.003	0.002	0.019	0.100
B3	03-Jan-89	1.0	7.39	76.0		0.5	6.0	0.04	0.001	0.003	0.002	0.025	0.130
B3	30-May-89	9.0	7.48	32.0		15.0	8.0	0.37	0.002	0.007	0.020	0.020	0.449

Cx10 P5 Zn

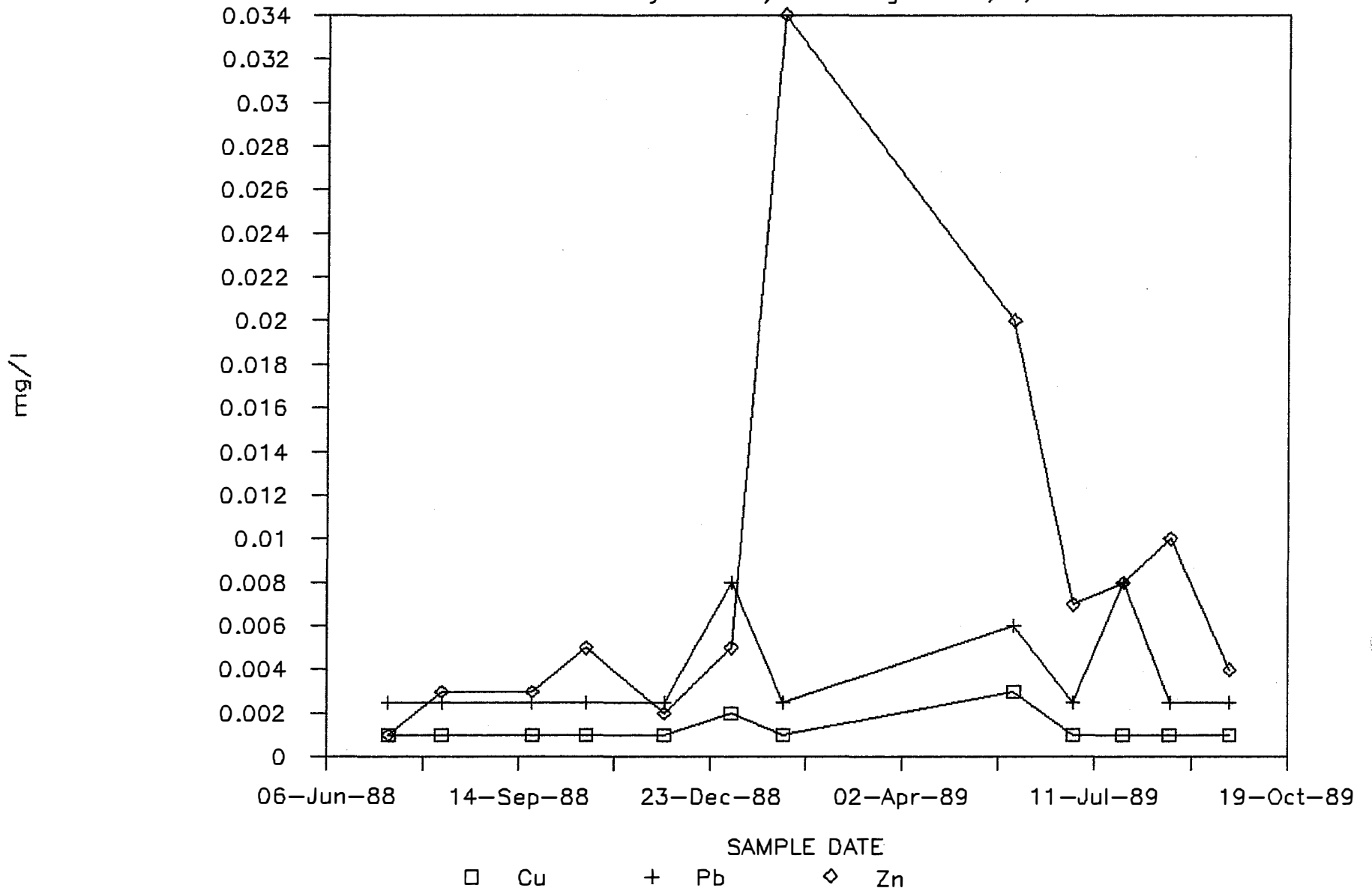
000575

Blind Creek Water Quality

B3	30-Jun-89	12.0	7.80	50.9		2.0	8.0	0.01	0.001	0.007	0.018	0.015	0.237
B3	26-Jul-89	12.5	7.70	52.0		4.0	8.0	0.06	0.001	0.003	0.014	0.015	0.224
B3	19-Aug-89	10.5	6.54	65.0		0.5	10.0	0.13	0.001	0.003	0.020	0.016	0.142
B3	19-Sep-89	0.5	7.35	96.0		7.0	10.0	0.10	0.001	0.003	0.005	0.018	0.112
B4	08-Jul-88					0.5	12.0	0.16	0.001	0.003	0.001	0.003	0.031
B4	05-Aug-88		8.39	188.0		2.0	14.0	0.24	0.001	0.003	0.003	0.002	0.015
B4	21-Sep-88		8.03	191.1		0.5	12.0	0.23	0.001	0.003	0.003	0.001	0.010
B4	19-Oct-88		7.66	178.0		1.0	16.0		0.001	0.003	0.005	0.002	0.020
B4	29-Nov-88	0.0	8.18	197.0		1.0	16.0	0.10	0.001	0.003	0.002	0.001	0.010
B4	03-Jan-89	1.0	7.54	184.0		1.0	13.0	0.09	0.002	0.008	0.005	0.003	0.040
B4	30-Jan-89	0.0	7.86	195.0		11.0	12.0	0.01	0.001	0.003	0.034	0.002	0.025
B4	30-May-89	5.5	8.34	117.0	117.0	7.0	15.0	0.56	0.003	0.006	0.020	0.006	0.155
B4	30-Jun-89	6.0	8.40	168.5		1.0	14.0	0.01	0.001	0.003	0.007	0.001	0.003
B4	26-Jul-89	7.2	8.41	180.0		0.5	16.0	0.11	0.001	0.008	0.008	0.012	0.239
B4	19-Aug-89	6.9	7.98	110.0		0.5	16.0	0.04	0.001	0.003	0.010	0.002	0.017
B4	19-Sep-89	1.9	7.53	194.0		4.0	16.0	0.13	0.001	0.003	0.004	0.001	0.003
B5	05-Aug-88	7.8	8.58			2.0	15.0	0.05	0.001	0.003	0.002	0.002	0.020
B5	21-Sep-88		8.07	206.9		1.0	12.0	0.09	0.001	0.003	0.006	0.003	0.080
B6	05-Aug-88					3.0	13.0	0.38	0.001	0.003	0.002	0.017	0.295
B6	21-Sep-88		7.44	69.3		1.0	6.0	0.01	0.001	0.003	0.001	0.019	0.195
B7	03-Jun-87	5.0				19.0	6	0.12	0.002	0.003	0.002	0.021	
B7	08-Jul-87	8.0	7.98			16.0	8	0.27	0.003	0.007	0.009	0.012	
B7	05-Aug-87	10.0	7.95			11.0	7	0.35	0.003	0.028	0.012	0.014	
B7	13-May-88	2.8	7.80	22.00		41.0	6	0.37	0.005	0.003	0.008	0.091	1.880
B7	08-Jun-88	8.8	8.45	33.60		21.0	2		0.003	0.003	0.005	0.034	0.990
B7	05-Aug-88	11.1	8.06			4.0	10.0	0.29	0.001	0.003	0.002	0.017	0.290
B7	21-Sep-88	3.5	7.31	66.2		1.0	7.0	0.05	0.001	0.003	0.002	0.014	0.155
B7	19-Oct-88		7.51	72.0		0.5	9.0		0.002	0.003	0.010	0.018	0.160
B7	29-Nov-88	0.0	7.58	78.0		8.0	11.0	0.18	0.001	0.003	0.009	0.012	0.105
B7	03-Jan-89	1.0	7.50	80.0		1.0	14.0	0.01	0.006	0.010	0.004	0.016	0.105
B7	28-Mar-89	0.0	7.66	98.0		4.0	12.0	0.19	0.006	0.024	0.052	0.020	
B7	27-Apr-89	2.0	7.72	53.0		109.0	12.0	0.36	0.007	0.006	0.024	0.173	3.550
B7	30-May-89	9.0	7.67	24.0		17.0	8.0	0.62	0.001	0.003	0.012	0.022	0.477
B7	30-Jun-89	14.0	8.10	60.8		3.0	10.0	0.01	0.001	0.003	0.002	0.010	0.127
B7	26-Jul-89	12.7	8.00	55.0		3.0	11.0	0.06	0.001	0.005	0.012	0.002	0.070
B7	19-Aug-89	11.3	8.23	76.0		7.0	14.0	0.04	0.001	0.003	0.003	0.007	0.077
B7	19-Sep-89	3.5	7.75	32.0		5.0	13.0	0.01	0.001	0.003	0.004	0.012	0.089

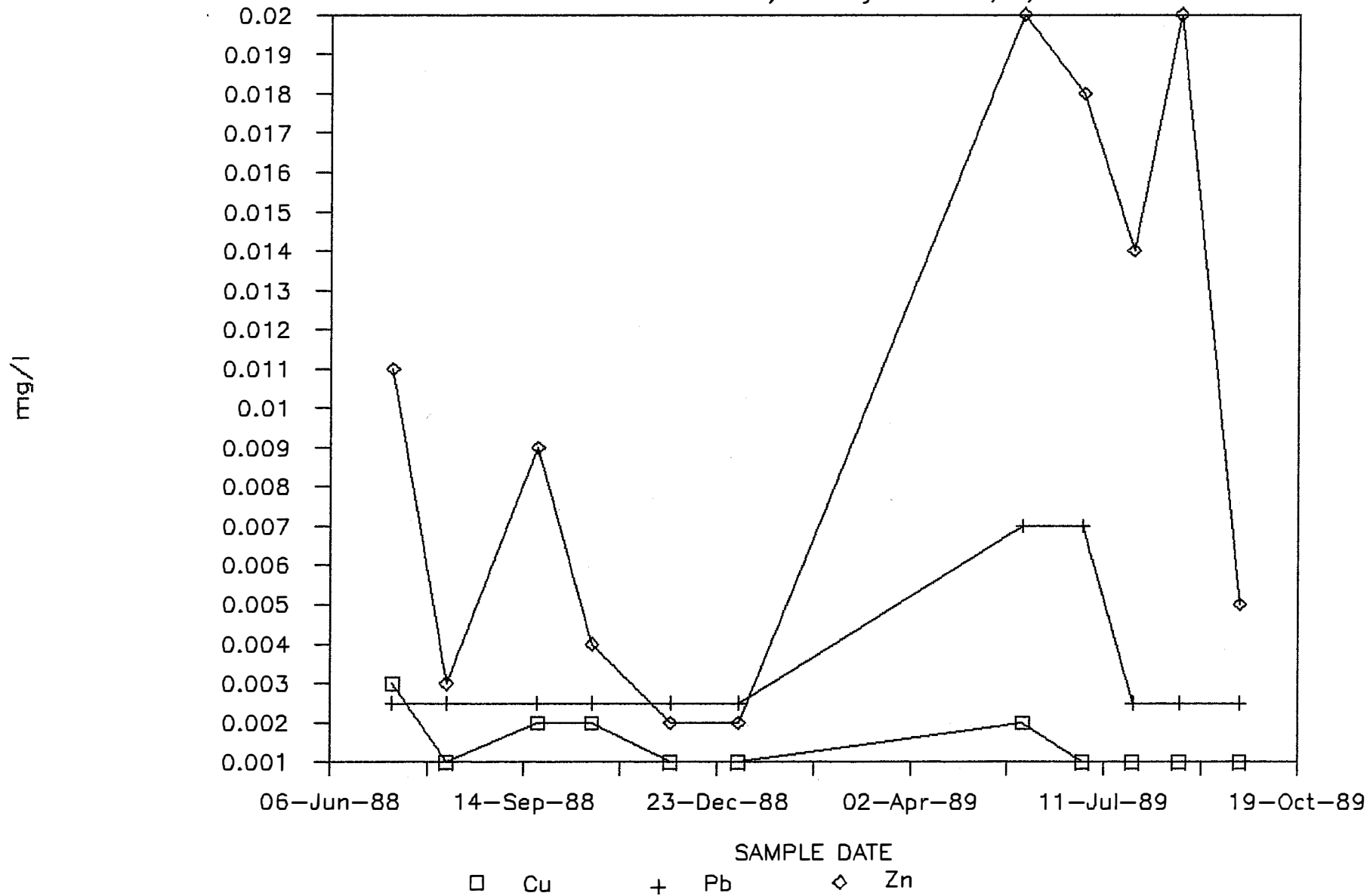
BLIND CREEK WATER QUALITY

B4 - Dy Creek u/s of bridge - Cu,Pb,Zn



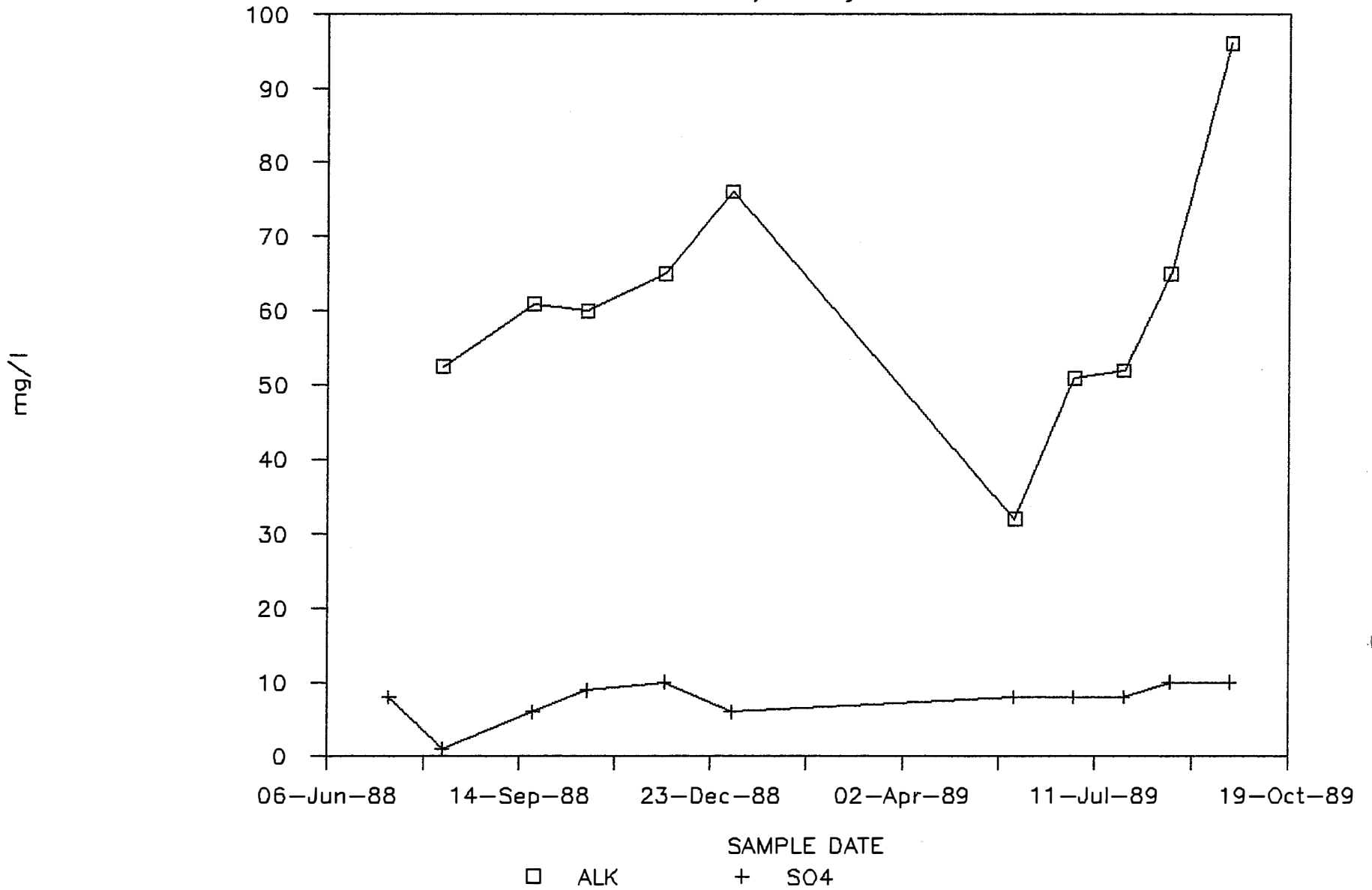
BLIND CREEK WATER QUALITY

B3 - Blind Ck u/s of Dy Ck - Cu,Pb,Zn



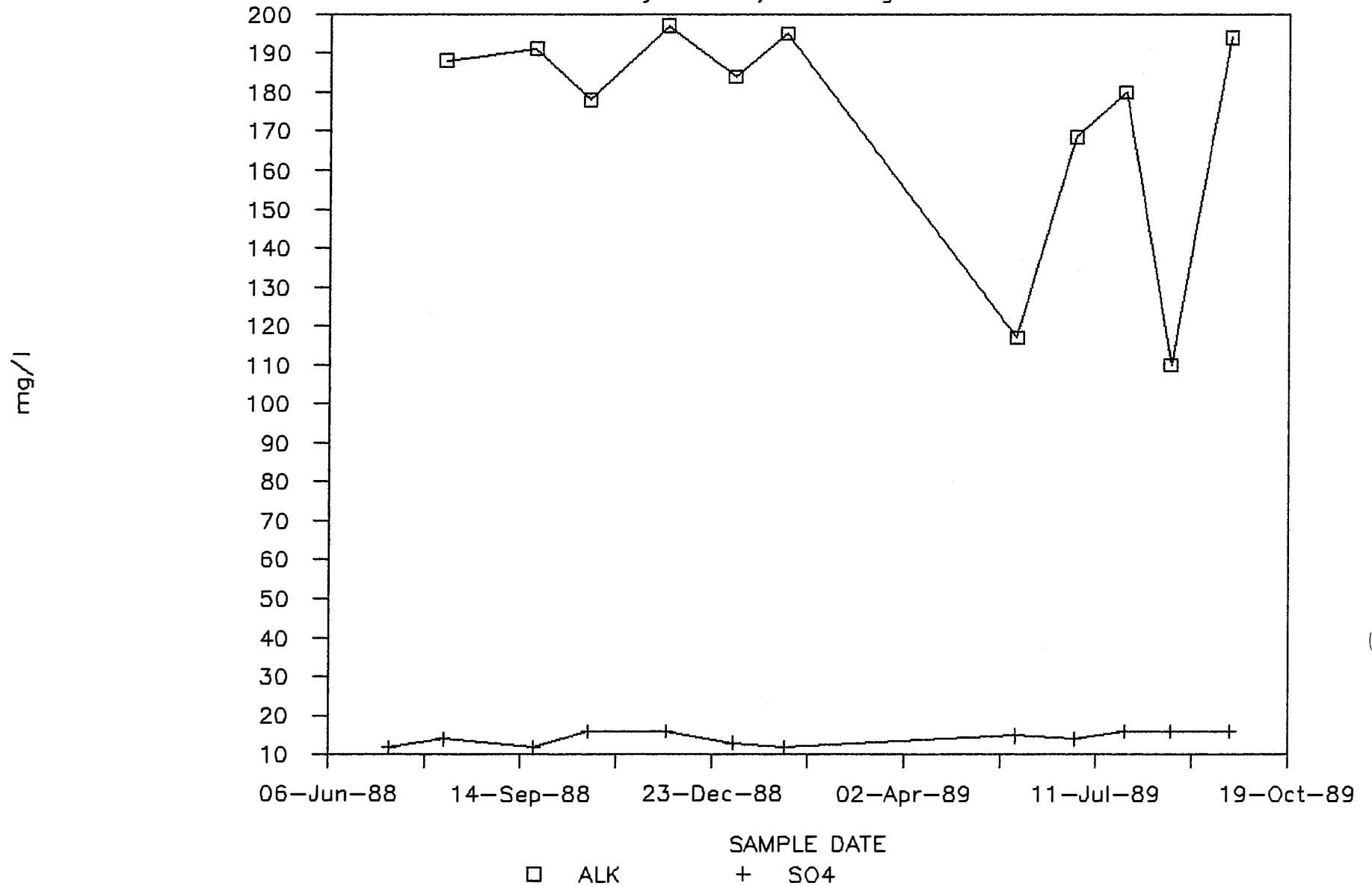
BLIND CREEK WATER QUALITY

B3 - Blind Ck. u/s of Dy Ck.-ALK + SO4



BLIND CREEK WATER QUALITY

B4 - Dy Creek u/s of bridge - ALK +SO4



BLIND CREEK WATER QUALITY

B7 - Blind Creek at bridge - Cu,Pb,Zn

