





**LEGEND**

-  Ore shoot
-  Vein zone in drift
-  Vein zone in walls
-  Ore intersection in drill hole
-  Fault

GRADE OF ORE SHOOTS					
Vein	No.	Length Ft	Gold oz / ton	Silver oz / ton	Gross-Value can \$ / ton
1	1N-2	55	0.41	1.68	18.75
	1N-1	155	0.51	6.07	31.25
	1S-1	125	0.41	3.92	23.50
2	2N-1	110	0.34	9.11	31.00
	2S-1	100	0.12	4.36	13.20
	2S-2	60	0.31	9.31	30.25
	2S-3	95	0.29	7.74	26.35
	2S-4	60	0.48	3.86	25.70

Width: 4'-12"

@ 3750 \$ / ton Au  
200 \$ / ton Ag

006619

F. Bancroft **614-4-3**

Mt Nansen Mines Ltd., Vancouver, BC

Ore Shoots  
**BROWN-McDADE VEIN ZONES**  
4100 ADIT LEVEL

Scale 1" = 100' April 1969 Fig 3