

006970

CYPRUS ANVIL MINING CORP. DAILY PRODUCTION REPORT

3/12/1981

CRUSHING

PRIM. TRUCKS 57 SEC. TONS 4423

GRINDING

MILL FEED MOIST DAY 1:10 M.T.D. 1.31
 % OP. TIME DAY 48.09 M.T.D. 81.94
 SCREEN ANAL.-TAILS DAY 6.60 %+100 79.10 %-200
 M.T.D. 8.23 %+100 75.39 %-200

DAILY METALLURGICAL BALANCE

	TONS	ASSAYS				DISTRIBUTION			
		PB	ZN	FE	AG	PB	ZN	FE	AG
DRY FEED	5317.85	3.96	5.29	27.04	31.10	100.00	100.00	100.00	100.00
PB CONC.	281.47	63.79	5.31	6.27	577.00	85.26	5.31	1.21	60.50
ZN CONC.	439.08	1.52	52.08	10.29	48.80	3.17	81.29	3.09	7.98
TAILINGS	4597.31	.53	.82	30.41	18.40	11.57	13.40	95.70	31.51

MONTH TO DATE METALLURGICAL BALANCE

	TONS	ASSAYS				DISTRIBUTION			
		PB	ZN	FE	AG	PB	ZN	FE	AG
DRY FEED	28591.61	3.82	5.24	28.32	50.42	100.00	100.00	100.00	100.00
PB CONC.	1454.30	62.50	5.93	6.72	585.01	83.18	5.76	1.21	59.02
ZN CONC.	2288.33	1.92	51.27	11.04	50.83	4.02	78.29	3.12	8.07
TAILINGS	24848.98	.56	.96	31.17	19.10	12.80	15.95	95.67	32.92

CONCENTRATES FILTERED

WMT	DAILY		MONTH TO DATE	
	PB	ZN	PB	ZN
	685.00	970.00	1889.00	2792.00

c.c. Geology
 B. Cooper
 Mill Shifter
 L.D. MacDonald

J.K. Carrington
 Met Techs.
 S. Chmelyk
 L.P. Taggart

W. Kleinschrot
 G.W. Chapman
 W.N. Wallinger
 P.J. Brown

CYPRUS ANVIL MINING CORP. DAILY PRODUCTION REPORT

4/12/1981

CRUSHING

PRIM. TRUCKS 134 SEC. TONS 9091

GRINDING

MILL FEED MOIST DAY 1.30 M.T.D. 1.30
 % OP.TIME DAY 99.86 M.T.D. 84.92
 SCREEN ANAL.-TAILS DAY 7.60 %+100 78.40 %-200
 M.T.D. 8.06 %+100 76.23 %-200

DAILY METALLURGICAL BALANCE

		ASSAYS				DISTRIBUTION			
	TONS	PB	ZN	FE	AG	PB	ZN	FE	AG
DRY FEED	10805.68	3.42	4.19	25.83	40.20	100.00	100.00	100.00	100.00
PB CONC.	475.14	62.35	6.29	7.36	559.00	80.16	6.60	1.19	54.27
ZN CONC.	682.70	2.40	50.07	11.48	52.30	4.43	75.50	2.67	7.30
TAILINGS	9647.84	.59	.84	29.20	19.50	15.40	17.90	96.13	38.44

MONTH TO DATE METALLURGICAL BALANCE

		ASSAYS				DISTRIBUTION			
	TONS	PB	ZN	FE	AG	PB	ZN	FE	AG
DRY FEED	39397.29	3.71	4.95	27.99	49.02	100.00	100.00	100.00	100.00
PB CONC.	1929.44	62.46	6.02	6.88	578.61	82.42	5.95	1.20	57.81
ZN CONC.	2971.03	2.03	50.99	11.14	51.16	4.13	77.64	3.00	7.87
TAILINGS	34496.82	.57	.93	30.62	19.21	13.45	16.40	95.80	34.32

CONCENTRATES FILTERED

	DAILY		MONTH TO DATE	
	PB	ZN	PB	ZN
WMT	733.00	1143.00	2622.00	3935.00

c.c. Geology
 B. Cooper
 Mill Shifter
 L.D. MacDonald

J.K. Carrington
 Met Techs.
 S. Chmelyk
 L.P. Taggart

W. Kleinschrot
 G.W. Chapman
 W.N. Wallinger
 P.J. Brown

CYPRUS ANVIL MINING CORP. DAILY PRODUCTION REPORT

5/12/1981

CRUSHING

PRIM. TRUCKS 162 SEC. TONS 7287

GRINDING

MILL FEED MOIST DAY 1.10 M.T.D. 1.26
 % OP.TIME DAY 99.94 M.T.D. 87.93
 SCREEN ANAL.-TAILS DAY 6.90 %+100 75.10 %-200
 M.T.D. 7.79 %+100 75.97 %-200

DAILY METALLURGICAL BALANCE

	TONS	ASSAYS				DISTRIBUTION			
		PB	ZN	FE	AG	PB	ZN	FE	AG
DRY FEED	12055.91	2.58	5.58	26.39	10.20	100.00	100.00	100.00	100.00
PB CONC.	434.50	57.45	6.06	8.22	475.70	80.25	3.91	1.08	62.55
ZN CONC.	1133.70	1.81	49.06	11.61	37.00	6.60	82.68	3.98	12.69
TAILINGS	10487.71	.39	.86	29.97	7.80	13.15	13.41	94.95	24.76

MONTH TO DATE METALLURGICAL BALANCE

	TONS	ASSAYS				DISTRIBUTION			
		PB	ZN	FE	AG	PB	ZN	FE	AG
DRY FEED	51453.20	3.45	5.10	27.86	43.95	100.00	100.00	100.00	100.00
PB CONC.	2363.94	61.54	6.03	7.12	559.69	82.04	5.43	1.17	58.50
ZN CONC.	4104.73	1.97	50.46	11.27	47.25	4.56	78.93	3.23	8.58
TAILINGS	44984.53	.53	.91	30.47	16.55	13.40	15.64	95.60	32.92

CONCENTRATES FILTERED

WMT	DAILY		MONTH TO DATE	
	PB	ZN	PB	ZN
	163.00	1501.00	2785.00	5436.00

c.c. Geology
 B. Cooper
 Mill Shifter
 L.D. MacDonald

J.K. Carrington
 Met Techs.
 S. Chmelyk
 L.P. Taggart

W. Kleinschrot
 G.W. Chapman
 W.N. Wallinger
 P.J. Brown

CYPRUS ANVIL MINING CORP. DAILY PRODUCTION REPORT

6/12/1981

CRUSHING

PRIM. TRUCKS 158 SEC. TONS 7357

GRINDING

MILL FEED MOIST DAY 1.20 M.T.D. 1.25
% OP.TIME DAY 100.00 M.T.D. 89.94
SCREEN ANAL.-TAILS DAY 6.40 %+100 79.10 %-200
 M.T.D. 7.53 %+100 76.55 %-200

DAILY METALLURGICAL BALANCE

	TONS	ASSAYS				DISTRIBUTION			
		PB	ZN	FE	AG	PB	ZN	FE	AG
DRY FEED	11671.24	2.20	4.60	24.12	25.40	100.00	100.00	100.00	100.00
PB CONC.	363.16	58.41	5.53	6.99	470.30	82.61	3.74	.86	60.00
ZN CONC.	939.99	1.33	51.78	10.78	32.90	4.87	90.66	3.43	10.86
TAILINGS	10368.09	.31	.29	27.28	8.00	12.52	5.60	95.71	29.14

MONTH TO DATE METALLURGICAL BALANCE

	TONS	ASSAYS				DISTRIBUTION			
		PB	ZN	FE	AG	PB	ZN	FE	AG
DRY FEED	63124.44	3.22	5.01	27.39	40.34	100.00	100.00	100.00	100.00
PB CONC.	2727.10	61.12	5.96	7.11	547.79	82.11	5.14	1.12	58.67
ZN CONC.	5044.72	1.85	50.70	11.18	44.58	4.60	80.93	3.26	8.83
TAILINGS	55352.62	.49	.80	29.87	14.95	13.29	13.93	95.62	32.50

CONCENTRATES FILTERED

WMT	DAILY		MONTH TO DATE	
	PB	ZN	PB	ZN
	486.00	1150.00	3271.00	6586.00

c.c. Geology
B. Cooper
Mill Shifter
L.D. MacDonald

J.K. Carrington
Met Techs.
S. Chmelyk
L.P. Taggart

W. Kleinschrot
G.W. Chapman
W.N. Wallinger
P.J. Brown

DATE: 3/12/1981

DAILY LOAD OUT

	WMT	% MOIST.	DMT	PB	ZN	FE	AG
LEAD	1208.52	7.24	1121.02	54.91	6.83	7.94	522.80
ZINC	474.56	9.03	431.71	2.00	50.24	11.01	46.70
TOTAL	1683.08		1552.73				

ASSAYS

MONTH TO DATE

	WMT	% MOIST.	DMT	PB	ZN	FE	AG
LEAD	1734.12	7.18	1609.56	56.99	6.55	7.48	543.47
ZINC	3244.16	8.54	2967.01	2.31	49.20	11.75	51.03
TOTAL	4978.28		4576.57				

ASSAYS

and Load Out Distribution

DATE: 4/12/1981

DAILY LOAD OUT

	WMT	% MOIST.	DMT	PB	ZN	FE	AG
LEAD	878.30	6.46	821.56	56.08	7.44	8.90	523.50
ZINC	875.09	7.80	806.83	2.00	50.53	11.28	50.10
TOTAL	1753.39		1628.39				

ASSAYS

MONTH TO DATE

	WMT	% MOIST.	DMT	PB	ZN	FE	AG
LEAD	2612.42	6.94	2431.13	56.68	6.85	7.96	536.72
ZINC	4119.25	8.39	3773.84	2.24	49.48	11.65	50.83
TOTAL	6731.67		6204.97				

ASSAYS

DATE: 5/12/1981

DAILY LOAD OUT

	WMT	% MOIST.	DMT	PB	ZN	FE	AG
LEAD	1000.12	7.17	928.41	58.44	6.72	7.83	559.90
ZINC	197.87	9.70	178.68	2.24	50.35	11.01	61.00
TOTAL	1197.99		1107.09				

ASSAYS

MONTH TO DATE

	WMT	% MOIST.	DMT	PB	ZN	FE	AG
LEAD	3612.54	7.00	3359.54	57.17	6.82	7.92	543.12
ZINC	4317.12	8.45	3952.52	2.24	49.52	11.62	51.29
TOTAL	7929.66		7312.06				

ASSAYS

c.c. Geology
 B. Cooper
 Mill Shifter
 L.D. MacDonald

J.K. Carrington
 Met Techs.
 S. Chmelyk
 L.P. Taggart

W. Kleinschrot
 G.W. Chapman
 W.N. Wallinger
 P.J. Brown

LPTV

CYPRUS ANVIL MINING CORP. DAILY PRODUCTION REPORT

22-04-1982

CRUSHING

PRIM. TRUCKS 168 SEC. TONS 5500

GRINDING

MILL FEED MOIST DAY 2.40 M.T.D. 1.79
% OF TIME DAY 80.42 M.T.D. 87.26
SCREEN ANAL.-TAILS DRY 8.20 %+100 73.90 %-200
M.T.D. 7.40 %+100 76.17 %-200

DAILY METALLURGICAL BALANCE

ASSAYS

DISTRIBUTION

	TONS	PB	ZN	FE	AG	PB	ZN	FE	AG
DRY FEED	10930.22	1.93	3.24	18.72	30.10	100.00	100.00	100.00	100.00
PB CONC.	258.67	57.99	7.03	6.00	572.90	71.11	5.13	1.73	52.1
ZN CONC.	522.96	3.31	47.94	11.92	59.30	8.21	70.79	2.95	10.0
TAILINGS	10148.59	.43	.84	20.06	10.40	20.69	24.07	96.32	37.8

MONTH TO DATE METALLURGICAL BALANCE

ASSAYS

DISTRIBUTION

	TONS	PB	ZN	FE	AG	PB	ZN	FE	AG
DRY FEED	241927.61	2.82	4.35	23.27	34.68	100.00	100.00	100.00	100.00
PB CONC.	9347.05	56.90	6.20	6.99	484.39	77.91	5.50	1.16	53.9
ZN CONC.	15551.70	2.44	49.87	11.16	54.73	5.55	73.62	3.38	10.1
TAILINGS	217029.86	.52	1.01	24.83	13.87	16.53	20.89	95.70	35.8

CONCENTRATES FILTERED

DAILY

MONTH TO DATE

	PB	ZN	PB	ZN
WMT	0.00	864.00	4122.00	19566.00

c.c. Geology
Mill Shifter
L.D. MacDonald
G. Biles

J.K. Carrington
Met Techs.
S. Chmelyk
L.P. Taggart
J. Purkis

W. Kleinschrot
G.W. Chapman
W.N. Wallinger
P.J. Brown

CYPRUS ANVIL MINING CORP. DAILY PRODUCTION REPORT

S.C.

25 11 1977

CRUSHING

PRIM. TRUCKS 161 SEC. TONS 7353

GRINDING

MILL FEED MOIST DAY 2.10 M.T.D. 1.80
 % OP.TIME DAY 62.08 M.T.D. 86.17
 SCREEN ANAL.-TAILS DAY 9.20 %+100 78.90 % -200
 M.T.D. 7.48 %+100 75.95 % -200

DAILY METALLURGICAL BALANCE

	TONS	ASSAYS				DISTRIBUTION			
		PB	ZN	FE	AG	PB	ZN	FE	AG
DRY FEED	10573.26	1.87	3.25	15.69	26.60	100.00	100.00	100.00	100.00
PB CONC.	314.91	49.16	5.85	6.34	542.90	78.17	5.35	1.25	55.9
ZN CONC.	393.58	2.06	46.15	12.15	53.40	6.19	79.74	4.54	21.3
TAILINGS	9652.37	.32	.53	15.49	10.30	15.64	14.91	94.27	31.2

MONTH TO DATE METALLURGICAL BALANCE

	TONS	ASSAYS				DISTRIBUTION			
		PB	ZN	FE	AG	PB	ZN	FE	AG
DRY FEED	252497.88	2.78	4.31	22.92	34.43	100.00	100.00	100.00	100.00
PB CONC.	9661.36	56.65	6.18	6.97	486.30	77.92	5.49	1.16	54.6
ZN CONC.	16145.28	2.42	49.73	11.19	54.87	5.57	73.81	13.12	10.7
TAILINGS	226691.24	.51	.99	24.44	13.72	16.51	20.70	95.71	35.7

CONCENTRATES FILTERED

WMT	DAILY		MONTH TO DATE	
	PB	ZN	PB	ZN
	0.00	724.00	4122.00	20310.00

d.c. Geology
 S. Cooper
 G. Biles
 L.D. Macdonald
 G. Biles

J.K. Carrington
 Met Techs
 L. Chmeryk
 L.P. Tiggart
 J. Purkis

W. Kleinschrot
 G.W. Chapman
 W.N. Wallinger
 P.J. Brown

CYPRUS ANVIL MINING CORP. DAILY PRODUCTION REPORT

S.C.

24 / 2 / 1982

CRUSHING

FRIM. TRUCKS 67 SEC. TONS 5171

GRINDING

MILL FEED MOIST DAY 1.90 M.T.D. 1.81
 % OP. TIME DAY 96.83 M.T.D. 86.61
 SCREEN ANAL. -TAILS DAY 8.30 % +100 74.20 % -200
 M.T.D. 7.51 % +100 75.87 % -200

DAILY METALLURGICAL BALANCE

	TONS	ASSAYS				DISTRIBUTION			
		PB	ZN	FE	AG	PB	ZN	FE	AG
DRY FEED	10910.68	3.02	4.47	21.36	40.10	100.00	100.00	100.00	100.00
PB CONC.	583.98	48.24	6.29	8.04	437.20	85.50	7.53	2.13	62.4
ZN CONC.	759.01	1.38	50.34	11.15	51.00	3.18	78.34	3.85	9.4
TAILINGS	9567.68	.39	.72	21.62	12.00	11.32	14.12	94.02	28.6

MONTH TO DATE METALLURGICAL BALANCE

	TONS	ASSAYS				DISTRIBUTION			
		PB	ZN	FE	AG	PB	ZN	FE	AG
DRY FEED	268408.56	2.79	4.32	22.81	34.56	100.00	100.00	100.00	100.00
PB CONC.	10245.35	56.17	6.19	7.03	483.50	78.26	5.58	1.20	54.4
ZN CONC.	16984.29	2.38	49.76	11.19	54.70	5.46	74.00	3.15	18.1
TAILINGS	236238.92	.51	.98	24.32	13.65	16.28	20.42	95.65	35.4

CONCENTRATES FILTERED

DAILY

MONTH TO DATE

PB 4122.00 ZN 21192.00

c.c. Geology
 B. Cooper
 Mill Shifter
 L.D. MacDonald
 G. Biles

J.K. Carrington
 Met Techs.
 S. Chmelyk
 L.P. Taggart
 J. Purkis

W. Kleinschrot
 G.W. Chapman
 W.N. Wallinger
 P.J. Brown

DATE: 11/ 2/19

DAILY LOAD OUT

	WMT	% MOIST.	DMT	PB	ZN	FE	AG
LEAD	270.31	7.50	250.04	53.20	7.80	9.77	493.90
ZINC	1418.65	7.70	1309.41	1.75	50.21	11.00	50.10
TOTAL	1688.96		1559.45				

ASSAYS

MONTH TO DATE

	WMT	% MOIST.	DMT	PB	ZN	FE	AG
LEAD	5999.50	6.29	5622.33	58.98	5.80	7.29	477.31
ZINC	11791.67	7.99	10849.62	2.57	49.84	10.82	49.35
TOTAL	17791.17		16471.96				

ASSAYS

DATE: 12/ 2/19

DAILY LOAD OUT

	WMT	% MOIST.	DMT	PB	ZN	FE	AG
LEAD	779.38	7.80	718.59	51.68	8.03	10.00	502.60
ZINC	751.13	7.40	695.55	2.08	48.71	11.69	56.90
TOTAL	1530.51		1414.13				

ASSAYS

MONTH TO DATE

	WMT	% MOIST.	DMT	PB	ZN	FE	AG
LEAD	6778.88	6.46	6340.92	58.15	6.05	7.60	486.17
ZINC	12542.80	7.95	11545.17	2.54	49.77	10.87	49.80
TOTAL	19321.68		17886.09				

ASSAYS

G.C. Geology
 B. Cooper
 Mill Shifter
 L.D. MacDonald
 G. Biles

J.K. Carrington
 Met Techs.
 S. Chmelyk
 L.P. Taggart
 J. Purkis

W. Kleinschrot
 G.W. Chapman
 W.N. Wallinger
 P.J. Brown

DATE: 13/ 2/19

5

DAILY LOAD OUT

ASSAYS

	WMT	% MOIST.	DMT	PB	ZN	FE	AG
LEAD	242.71	7.80	223.78	52.74	3.03	7.26	564.50
ZINC	1226.50	7.30	1136.97	2.70	50.80	10.79	56.00
TOTAL	1469.21		1360.74				

MONTH TO DATE

ASSAYS

	WMT	% MOIST.	DMT	PB	ZN	FE	AG
LEAD	7021.59	6.51	6564.70	57.96	6.12	7.59	483.06
ZINC	13769.30	7.90	12682.14	2.55	49.86	10.86	50.36
TOTAL	20790.89		19246.83				

DATE: 14/ 2/19

DAILY LOAD OUT

ASSAYS

	WMT	% MOIST.	DMT	PB	ZN	FE	AG
LEAD	118.29	6.30	110.84	56.08	6.17	6.94	522.59
ZINC	1366.53	7.60	1262.67	1.72	48.53	12.09	55.10
TOTAL	1484.82		1373.51				

MONTH TO DATE

ASSAYS

	WMT	% MOIST.	DMT	PB	ZN	FE	AG
LEAD	7139.88	6.50	6675.54	57.93	6.12	7.59	483.71
ZINC	15135.83	7.87	13944.31	2.48	49.74	10.97	50.79
TOTAL	22275.71		20620.85				

DATE: 15/ 2/19

DAILY LOAD OUT

ASSAYS

	WMT	% MOIST.	DMT	PB	ZN	FE	AG
LEAD	252.11	6.30	236.23	50.95	4.90	6.82	403.70
ZINC	1270.89	6.40	1164.14	2.24	49.24	11.50	55.10
TOTAL	1523.00		1400.36				

MONTH TO DATE

ASSAYS

	WMT	% MOIST.	DMT	PB	ZN	FE	AG
LEAD	7391.99	6.50	6911.76	57.69	6.08	7.55	483.71
ZINC	16406.72	7.91	15108.94	2.46	49.70	11.01	51.12
TOTAL	23798.71		22020.71				

c.c. Geology
 B. Cooper
 Mill Shifter
 L.D. MacDonald
 G. Biles

J.K. Carrington
 Met Techs.
 S. Chmelyk
 L.P. Taggart
 J. Purkis

W. Kleinschrot
 G.W. Chapman
 W.N. Wallinger
 P.J. Brown

DAILY LOAD OUT

	WMT	% MOIST.	DMT	PB
LEAD	964.91	6.70	900.26	53.85
ZINC	872.25	8.70	796.36	1.67
TOTAL	1837.16		1696.63	

ASSAYS

ZN	FE	AG
6.52	8.45	500.10
50.86	11.35	38.60

MONTH TO DATE

	WMT	% MOIST.	DMT	PB
LEAD	8356.90	6.52	7812.02	57.25
ZINC	17278.97	7.95	15905.31	2.42
TOTAL	25635.87		23717.33	

ASSAYS

ZN	FE	AG
6.13	7.65	485.60
49.76	11.03	50.49

DATE: 17/ 2/19

DAILY LOAD OUT

	WMT	% MOIST.	DMT	PB
LEAD	8991.34	6.50	8467.13	57.05
ZINC	18187.51	7.92	16746.62	2.42
TOTAL	27178.85		25153.75	

ASSAYS

ZN	FE	AG
6.19	7.75	403.83
49.22	11.02	50.35

MONTH TO DATE

	WMT	% MOIST.	DMT	PB
LEAD	8991.34	6.50	8467.13	57.05
ZINC	18187.51	7.92	16746.62	2.42
TOTAL	27178.85		25153.75	

ASSAYS

ZN	FE	AG
6.19	7.75	403.83
49.22	11.02	50.35

DATE: 18/ 2/19

DAILY LOAD OUT

	WMT	% MOIST.	DMT	PB
LEAD	211.75	5.60	199.89	55.78
ZINC	1254.84	7.20	1164.49	2.85
TOTAL	1466.59		1364.38	

ASSAYS

ZN	FE	AG
5.86	8.42	362.30
50.44	10.59	42.90

MONTH TO DATE

	WMT	% MOIST.	DMT	PB
LEAD	9203.09	6.48	8607.02	57.03
ZINC	19442.35	7.88	17911.11	2.45
TOTAL	28645.44		26518.13	

ASSAYS

ZN	FE	AG
6.17	7.77	481.01
49.86	10.99	49.86

c.c. Geology
 B. Cooper
 Mill Shifter
 L.D. MacDonald
 G. Biles

J.K. Carrington
 Met Techs.
 S. Chmelyk
 L.P. Taggart
 J. Purkis

W. Kleinschrot
 G.W. Chapman
 W.N. Wallinger
 P.J. Brown

DATE: 19/ 2/1

DAILY LOAD OUT

ASSAYS

5.

	WMT	% MOIST.	DMT	PB	ZN	FE	AG
LEAD	277.31	6.67	321.43	11.74	6.42	9.13	473.20
ZINC	1146.00	7.1	236.7	1.77	12.21	14.92	51.33
TOTAL	1423.31		558.13				

ASSAYS

	WMT	% MOIST.	DMT	PB	ZN	FE	AG
LEAD	3443.17	6.48	3828.45	56.89	6.18	7.96	480.89
ZINC	28982.35	7.84	19967.89	2.41	49.37	10.39	50.53
TOTAL	36023.52		27796.34				

DATE: 20/ 2/198

DAILY LOAD OUT

ASSAYS

	WMT	% MOIST.	DMT	PB	ZN	FE	AG
LEAD	419.26	7.00	389.93	50.81	6.45	7.37	517.20
ZINC	1487.44	7.40	1377.37	1.68	50.25	11.50	54.42
TOTAL	1906.72		1767.30				

MONTH TO DATE

ASSAYS

	WMT	% MOIST.	DMT	PB	ZN	FE	AG
LEAD	9859.45	6.50	9218.38	56.64	6.19	7.78	482.85
ZINC	22669.79	7.81	20345.26	2.36	49.90	11.02	50.76
TOTAL	31929.24		29563.64				

DATE: 21/ 2/198

DAILY LOAD OUT

ASSAYS

	WMT	% MOIST.	DMT	PB	ZN	FE	AG
LEAD	157.53	6.00	148.08	38.83	18.86	9.75	343.10
ZINC	1304.19	7.60	1205.07	3.04	49.26	10.91	53.23
TOTAL	1461.72		1353.15				

MONTH TO DATE

ASSAYS

	WMT	% MOIST.	DMT	PB	ZN	FE	AG
LEAD	10016.98	6.49	9366.46	56.35	6.39	7.82	463.64
ZINC	23373.98	7.80	21550.33	2.40	49.86	11.02	50.98
TOTAL	33390.96		30916.79				

c.c. Geology
 B. Cooper
 Mill Shifter
 L.D. MacDonald
 G. Biles

J.K. Carrington
 Met Techs.
 S. Chmelyk
 L.P. Taggart
 J. Purkis

W. Kleinschrot
 G.W. Chapman
 W.N. Wallinger
 P.J. Brown

	WMT	% MOIST.	DMT	PB	ZN	FE	AG
LEAD	958.78	6.90	885.18	47.63	12.40	8.83	429.20
ZINC	435.74	7.40	403.50	1.85	50.29	10.93	50.10
TOTAL	1394.52		1288.67				

MONTH TO DATE

ASSAYS

	WMT	% MOIST.	DMT	PB	ZN	FE	AG
LEAD	10967.76	6.53	10251.64	55.60	6.91	7.90	476.20
ZINC	23809.72	7.79	21953.82	2.39	49.87	11.02	50.89
TOTAL	34777.48		32205.46				

DATE: 23/ 2/19

DAILY LOAD OUT

ASSAYS

	WMT	% MOIST.	DMT	PB	ZN	FE	AG
LEAD	821.90	7.10	763.55	50.82	6.44	6.17	597.80
ZINC	556.68	7.60	514.37	2.55	48.41	11.62	47.90
TOTAL	1378.58		1277.92				

MONTH TO DATE

ASSAYS

	WMT	% MOIST.	DMT	PB	ZN	FE	AG
LEAD	11789.66	6.57	11015.13	55.27	6.88	7.78	484.63
ZINC	24366.40	7.79	22468.20	2.39	49.83	11.03	50.32
TOTAL	36156.06		33483.33				

DATE: 24/ 2/19

DAILY LOAD OUT

ASSAYS

	WMT	% MOIST.	DMT	PB	ZN	FE	AG
LEAD	382.34	8.00	259.75	49.89	7.78	7.61	406.20
ZINC	1163.14	6.60	1086.37	2.25	49.00	10.93	51.60
TOTAL	1445.48		1346.13				

MONTH TO DATE

ASSAYS

	WMT	% MOIST.	DMT	PB	ZN	FE	AG
LEAD	12072.00	6.60	11274.94	55.13	6.90	7.78	484.20
ZINC	25529.54	7.74	23554.57	2.39	49.81	11.03	50.85
TOTAL	37601.54		34829.51				

c.c. Geology
 B. Cooper
 Mill Shifter
 L.D. MacDonald
 G. Biles

J.K. Carrington
 Met Techs.
 S. Chmelyk
 L.P. Taggart
 J. Purkis

W. Kleinschrot
 G.W. Chapman
 W.N. Wallinger
 P.J. Brown

CYPRUS ANVIL MINING CORP. DAILY PRODUCTION REPORT

AM

16/ 8/1981

CRUSHING

PRIM. TRUCKS 152 SEC. TONS 6261

GRINDING

MILL FEED MOIST DAY 160 M.T.D. .97
 % OP. TIME DAY 99.54 M.T.D. 69.70
 SCREEN ANAL.-TAILS DAY 18.20 %+100 56.90 %-200
 M.T.D. 16.38 %+100 62.04 %-200

DAILY METALLURGICAL BALANCE

	TONS	ASSAYS				DISTRIBUTION			
		PB	ZN	FE	AG	PB	ZN	FE	AG
DRY FEED	8989.74	2.12	4.77	20.07	21.40	100.00	100.00	100.00	100.00
PB CONC.	263.52	58.79	4.64	7.00	435.00	81.29	2.85	.96	57.92
ZN CONC.	624.38	.91	50.50	10.99	30.90	2.98	73.53	3.58	9.75
TAILINGS	8101.84	.37	1.25	22.58	7.90	15.73	23.62	95.46	32.34

MONTH TO DATE METALLURGICAL BALANCE

	TONS	ASSAYS				DISTRIBUTION			
		PB	ZN	FE	AG	PB	ZN	FE	AG
DRY FEED	94793.53	2.61	5.37	20.86	28.61	100.00	100.00	100.00	100.00
PB CONC.	3338.79	56.31	5.73	7.44	439.84	76.04	3.76	1.26	54.15
ZN CONC.	6934.76	2.25	51.39	10.42	40.43	6.32	70.07	3.65	10.34
TAILINGS	84519.98	.52	1.57	22.24	11.40	17.64	26.17	95.09	35.52

CONCENTRATES FILTERED

	DAILY		MONTH TO DATE	
	PB	ZN	PB	ZN
WMT	367.00	724.00	4760.00	10379.00

c.c. Geology
 B. Cooper
 Mill Shifter
 L.D. MacDonald

J.K. Carrington
 Met Techs.
 A. McIntyre
 L.P. Taggart

G.W. Chapman
 W.N. Wallinger
 P.J. Brown

extra 652 grinding time from Aug 14. **CYPRUS ANVIL MINING CORP. DAILY PRODUCTION REPORT**

S.C.

15/ 8/1981

CRUSHING

 GRINDING

PRIM. TRUCKS 57 SEC. TONS 6688
 MILL FEED MOIST DAY .70 M.T.D. 1.01
 % OP.TIME DAY 95.83 M.T.D. 67.71
 SCREEN ANAL.-TAILS DAY 14.80 % +100 59.00 %-200
 M.T.D. 16.18 % +100 62.58 %-200

DAILY METALLURGICAL BALANCE

	TONS	ASSAYS				DISTRIBUTION			
		PB	ZN	FE	AG	PB	ZN	FE	AG
DRY FEED	8249.84	2.64	5.91	22.47	24.30	100.00	100.00	100.00	100.00
PB CONC.	282.74	61.39	5.40	6.42	407.30	79.70	3.13	.94	56.07
ZN CONC.	535.07	1.32	52.71	10.09	32.50	3.24	57.85	2.79	8.47
TAILINGS	7432.03	.50	2.56	25.08	9.80	17.06	39.02	96.27	35.46

MONTH TO DATE METALLURGICAL BALANCE

	TONS	ASSAYS				DISTRIBUTION			
		PB	ZN	FE	AG	PB	ZN	FE	AG
DRY FEED	85803.79	2.66	5.43	20.81	29.30	100.00	100.00	100.00	100.00
PB CONC.	3075.27	56.09	5.83	7.48	440.25	75.60	3.85	1.29	53.85
ZN CONC.	6310.38	2.39	51.47	10.36	41.38	6.60	69.75	3.66	10.39
TAILINGS	76418.14	.53	1.61	22.21	11.77	17.80	26.40	95.05	35.77

CONCENTRATES FILTERED

WMT	DAILY		MONTH TO DATE	
	PB	ZN	PB	ZN
	405.00	552.00	4393.00	9655.00

c.c. Geology J.K. Carrington G.W. Chapman
 B. Cooper Met Techs. W.N. Wallinger
 Mill Shifter A. McIntyre P.J. Brown
 L.D. MacDonald L.P. Taggart

652 grinding tonnage
moved to production on 15th

CYPRUS ANVIL MINING CORP. DAILY PRODUCTION REPORT

S.C.

14/ 8/1981

CRUSHING

PRIM. TRUCKS 7 SEC. TONS 0

GRINDING

MILL FEED MOIST DAY 0.00 M.T.D. 1.04
% OP.TIME DAY 10.08 M.T.D. 65.70
SCREEN ANAL.-TAILS DAY 0.00 %+100 0.00 %-200
 M.T.D. 16.33 %+100 62.97 %-200

DAILY METALLURGICAL BALANCE

	ASSAYS					DISTRIBUTION			
	TONS	PB	ZN	FE	AG	PB	ZN	FE	AG
DRY FEED	0.00	0.00	0.00	0.00	0.00	100.00	100.00	100.00	100.00
PB CONC.	0.00	0.00	0.00	0.00	0.00	0.00	0.00	0.00	0.00
ZN CONC.	0.00	0.00	0.00	0.00	0.00	0.00	0.00	0.00	0.00
TAILINGS	0.00	0.00	0.00	0.00	0.00	0.00	0.00	0.00	0.00

MONTH TO DATE METALLURGICAL BALANCE

	ASSAYS					DISTRIBUTION			
	TONS	PB	ZN	FE	AG	PB	ZN	FE	AG
DRY FEED	77553.95	2.66	5.38	20.52	29.77	100.00	100.00	100.00	100.00
PB CONC.	2792.53	55.56	5.87	7.58	443.59	75.16	3.93	1.33	53.65
ZN CONC.	5775.31	2.49	51.36	10.39	42.20	6.95	71.14	3.77	10.56
TAILINGS	68986.11	.54	1.51	21.90	11.98	17.88	24.92	94.90	35.79

CONCENTRATES FILTERED

WMT	DAILY		MONTH TO DATE	
	PB	ZN	PB	ZN
	44.00	24.00	3988.00	9103.00

c.c. Geology
B. Cooper
Mill Shifter
L.D. MacDonald

J.K. Carrington
Met Techs.
A. McIntyre
L.P. Taggart

G.W. Chapman
W.N. Wallinger
P.J. Brown

J.B. Bush

@@

CYPRUS ANVIL MINING CORP. DAILY PRODUCTION REPORT

S.

13/ 8/1981

CRUSHING

PRIM. TRUCKS 28 SEC. TONS 5530

GRINDING

MILL FEED MOIST DAY 80 M.T.D. 1.04
% OP. TIME DAY 27.79 M.T.D. 69.97
SCREEN ANAL.-TAILS DAY 9.70 %+100 65.00 %-200
M.T.D. 16.33 %+100 62.97 %-200

DAILY METALLURGICAL BALANCE

	TONS	ASSAYS				DISTRIBUTION			
		PB	ZN	FE	AG	PB	ZN	FE	AG
DRY FEED	2560.35	2.96	6.60	21.69	23.60	100.00	100.00	100.00	100.00
PB CONC.	86.28	59.34	6.61	7.60	336.20	67.56	3.37	1.00	49.85
ZN CONC.	219.03	5.46	51.69	9.18	59.10	15.78	67.00	3.08	22.25
TAILINGS	2255.04	.56	2.22	27.81	7.20	16.66	29.63	95.92	27.90

MONTH TO DATE METALLURGICAL BALANCE

	TONS	ASSAYS				DISTRIBUTION			
		PB	ZN	FE	PG	PB	ZN	FE	AG
DRY FEED	77553.95	2.66	5.38	20.52	29.77	100.00	100.00	100.00	100.00
PB CONC.	2792.53	55.56	5.87	7.58	443.59	75.16	3.93	1.33	53.65
ZN CONC.	5775.31	2.49	51.36	10.39	42.20	6.95	71.14	3.77	10.56
TAILINGS	68986.11	.54	1.51	21.90	11.98	17.88	24.92	94.90	35.79

CONCENTRATES FILTERED

	DAILY		MONTH TO DATE	
	PB	ZN	PB	ZN
WMT	169.00	284.00	3988.00	9103.00

c.c. Geology
Mill Shifter
L.D. MacDonald

J.K. Carrington
Met Techs.
A. McIntyre
L.P. Taggart

G.W. Chapman
W.N. Wallinger
P.J. Brown

JBrink

5.6

CYPRUS ANVIL MINING CORP. DAILY PRODUCTION REPORT

1. / 8/1981

CRUSHING

PRIM. TRUCKS 105 SEC. TONS 3010

GRINDING

MILL FEED MOIST DAY .70 M.T.D. 1.05
% OP.TIME DAY 81.01 M.T.D. 73.49
SCREEN ANAL.-TAILS DAY 19.30 %+100 66.90 %-200
M.T.D. 16.56 %+100 62.90 %-200

DAILY METALLURGICAL BALANCE

ASSAYS

DISTRIBUTION

	TONS	PB	ZN	FE	AG	PB	ZN	FE	AG
DRY FEED	7752.35	2.10	5.01	20.78	16.30	100.00	100.00	100.00	100.00
PB CONC.	158.45	57.64	4.13	6.55	427.00	56.10	1.68	.65	40.11
ZN CONC.	540.72	5.00	50.40	9.81	61.60	16.61	70.17	3.31	19.75
TAILINGS	7053.18	.63	1.55	21.83	9.60	27.29	28.15	96.04	40.14

MONTH TO DATE METALLURGICAL BALANCE

ASSAYS

DISTRIBUTION

	TONS	PB	ZN	FE	AG	PB	ZN	FE	AG
DRY FEED	74993.60	2.65	5.33	20.35	30.01	100.00	100.00	100.00	100.00
PB CONC.	2706.25	55.44	5.85	7.58	447.01	75.45	3.96	1.34	53.75
ZN CONC.	5556.28	2.37	51.35	10.44	41.53	6.62	71.32	3.80	10.25
TAILINGS	66731.07	.53	1.48	21.70	12.14	17.93	24.73	94.86	36.00

CONCENTRATES FILTERED

DAILY

MONTH TO DATE

	PB	ZN	PB	ZN
WMT	478.00	779.00	3819.00	8819.00

c.c. Geology
[REDACTED]
Mill Shifter
L.D. MacDonald

J.K. Carrington
Met Techs.
A. McIntyre

G.W. Chapman
W.N. Wallinger
P.J. Brown

JBrink

CYPRUS ANVIL MINING CORP. DAILY PRODUCTION REPORT

S.C

11/ 8/1981

CRUSHING

PRIM. TRUCKS 94 SEC. TONS 6301

GRINDING

MILL FEED MOIST DAY .70 M.T.D. 1.09
% OP.TIME DAY 91.19 M.T.D. 72.81
SCREEN ANAL.-TAILS DAY 17.00 %+100 74.60 %-200
M.T.D. 16.23 %+100 62.42 %-200

DAILY METALLURGICAL BALANCE

	TONS	ASSAYS				DISTRIBUTION			
		PB	ZN	FE	AG	PB	ZN	FE	AG
DRY FEED	7665.96	1.44	3.56	17.73	18.80	100.00	100.00	100.00	100.00
PB CONC.	200.90	42.13	4.24	10.03	320.50	76.67	3.12	1.39	47.22
ZN CONC.	372.92	1.20	52.07	10.38	31.30	4.05	71.15	2.68	8.56
TAILINGS	7092.14	.30	.99	19.57	8.50	19.27	25.73	95.93	44.21

MONTH TO DATE METALLURGICAL BALANCE

	TONS	ASSAYS				DISTRIBUTION			
		PB	ZN	FE	AG	PB	ZN	FE	AG
DRY FEED	67241.25	2.71	5.37	20.32	30.96	100.00	100.00	100.00	100.00
PB CONC.	2547.80	55.30	5.95	7.65	448.26	77.18	4.20	1.43	54.85
ZN CONC.	5015.55	2.08	51.45	10.50	39.37	5.73	71.44	3.86	9.48
TAILINGS	59677.89	.52	1.47	21.68	12.44	17.09	24.36	94.72	35.66

CONCENTRATES FILTERED

WMT	DAILY		MONTH TO DATE	
	PB	ZN	PB	ZN
	296.00	898.00	3341.00	8040.00

c.c. Geology
[Redacted]
MILL Shifter
L.D. MacDonald

J.K. Carrington
Met Techs.
A. McIntyre

R.C. Smith
G.W. Chapman
W.N. Wallinger
P.J. Brown

CYPRUS ANVIL MINING CORP. DAILY PRODUCTION REPORT

S.C.

10/ 8/1981

CRUSHING

PRIM. TRUCKS 102 SEC. TONS 5562

GRINDING

MILL FEED MOIST DAY 1.80 M.T.D. 1.14
 % OP.TIME DAY 92.01 M.T.D. 70.97
 SCREEN ANAL.-TAILS DAY 20.20 %+100 54.90 %-200
 M.T.D. 16.13 %+100 60.78 %-200

DAILY METALLURGICAL BALANCE

ASSAYS

DISTRIBUTION

	TONS	PB	ZN	FE	AG	PB	ZN	FE	AG
DRY FEED	8151.26	2.17	5.46	18.06	23.00	100.00	100.00	100.00	100.00
PB CONC.	268.89	53.95	4.54	7.08	360.10	82.01	2.74	1.18	58.75
ZN CONC.	646.93	.78	53.04	10.29	20.10	2.85	77.10	4.13	7.89
TAILINGS	7235.45	.37	1.24	21.09	7.60	15.13	20.16	94.69	33.36

MONTH TO DATE METALLURGICAL BALANCE

ASSAYS

DISTRIBUTION

	TONS	PB	ZN	FE	AG	PB	ZN	FE	AG
DRY FEED	59575.29	2.88	5.60	20.50	32.66	100.00	100.00	100.00	100.00
PB CONC.	2346.91	56.43	6.10	7.44	459.20	77.21	4.29	1.43	55.39
ZN CONC.	4642.64	2.16	51.40	10.51	40.02	5.83	71.47	4.00	9.55
TAILINGS	52585.75	.55	1.54	21.97	12.97	16.95	24.25	94.57	35.06

CONCENTRATES FILTERED

DAILY

MONTH TO DATE

	PB	ZN	PB	ZN
WMT	128.00	915.00	3045.00	7142.00

c.c. Geology
 B. Cooper
 Mill Shifter
 L.D. MacDonald

J.K. Carrington
 Met Techs.
 A. McIntyre

R.C. Smith
 G.W. Chapman
 W.N. Wallinger
 P.J. Brown

S.C

DATE: 10/ 8/1981

DAILY LOAD OUT

	WMT	% MOIST.	DMT	PB	ZN	FE	AG
LEAD	0.00	0.00	0.00	0.00	0.00	0.00	0.00
ZINC	649.08	6.41	607.47	1.50	51.78	10.81	29.90
TOTAL	649.08		607.47				

ASSAYS

MONTH TO DATE

	WMT	% MOIST.	DMT	PB	ZN	FE	AG
LEAD	1286.14	5.46	1215.94	53.68	7.24	8.56	478.86
ZINC	5053.77	7.54	4672.91	1.99	50.54	10.67	43.69
TOTAL	6339.91		5888.86				

ASSAYS

DATE: 12/ 8/1981

DAILY LOAD OUT

	WMT	% MOIST.	DMT	PB	ZN	FE	AG
LEAD	0.00	0.00	0.00	0.00	0.00	0.00	0.00
ZINC	1071.73	7.81	988.03	3.08	50.87	10.25	61.60
TOTAL	1071.73		988.03				

ASSAYS

MONTH TO DATE

	WMT	% MOIST.	DMT	PB	ZN	FE	AG
LEAD	1286.14	5.46	1215.94	53.68	7.24	8.56	478.86
ZINC	6125.50	7.58	5660.94	2.18	50.60	10.59	46.81
TOTAL	7411.64		6876.89				

ASSAYS

c.c. Geology
B. Cooper
Mill Shifter
L.D. MacDonald

J.K. Carrington
Met Techs.
A. McIntyre

G.W. Chapman
W.N. Wallinger
P.J. Brown

JB.

CYPRUS ANVIL MINING CORP. DAILY PRODUCTION REPORT

S.C.

9/ 8/1981

CRUSHING

PRIM. TRUCKS 74 SEC. TONS 5657

GRINDING

MILL FEED MOIST DAY 1.50 M.T.D. 1.19
% OP.TIME DAY 85.76 M.T.D. 68.63
SCREEN ANAL.-TAILS DAY 18.30 %+100 59.10 %-200
M.T.D. 15.48 %+100 61.72 %-200

DAILY METALLURGICAL BALANCE

	TONS	ASSAYS				DISTRIBUTION			
		PB	ZN	FE	AG	PB	ZN	FE	AG
DRY FEED	8251.35	2.91	6.01	16.35	27.50	100.00	100.00	100.00	100.00
PB CONC.	328.65	58.49	6.14	6.85	457.90	80.06	4.07	1.62	57.43
ZN CONC.	743.14	1.42	51.36	10.90	36.10	4.39	76.97	5.84	10.24
TAILINGS	7179.56	.52	1.31	17.88	11.80	15.55	18.97	92.54	32.33

MONTH TO DATE METALLURGICAL BALANCE

	TONS	ASSAYS				DISTRIBUTION			
		PB	ZN	FE	AG	PB	ZN	FE	AG
DRY FEED	51424.02	2.99	5.63	20.62	34.63	100.00	100.00	100.00	100.00
PB CONC.	2078.02	56.75	6.30	7.49	472.02	76.66	4.53	1.47	55.08
ZN CONC.	3995.71	2.38	51.13	10.55	43.24	6.18	70.60	3.98	9.70
TAILINGS	45350.30	.58	1.59	22.11	13.83	17.16	24.87	94.56	35.22

CONCENTRATES FILTERED

	DAILY		MONTH TO DATE	
	PB	ZN	PB	ZN
WMT	333.00	982.00	2917.00	6227.00

c.c. Geology
[REDACTED]
Mill Shifter
L.D. MacDonald

J.K. Carrington
Met Techs.
A. McIntyre

R.C. Smith
G.W. Chapman
W.N. Wallinger
P.J. Brown

CYPRUS ANVIL MINING CORP. DAILY PRODUCTION REPORT

8/ 8/1981

CRUSHING

PRIM. TRUCKS 117 SEC. TONS 4275

GRINDING

MILL FEED MOIST DAY 1.30 M.T.D. 1.13
% OP.TIME DAY 80.79 M.T.D. 66.49
SCREEN ANAL.-TAILS DAY 20.50 %+100 54.10 %-200
M.T.D. 14.95 %+100 62.21 %-200

DAILY METALLURGICAL BALANCE

	TONS	ASSAYS				DISTRIBUTION			
		PB	ZN	FE	AG	PB	ZN	FE	AG
DRY FEED	7706.50	3.18	7.16	17.48	26.10	100.00	100.00	100.00	100.00
PB CONC.	370.40	49.72	8.93	9.86	356.40	75.15	5.99	2.58	54.24
ZN CONC.	824.94	2.41	50.96	10.70	39.50	8.11	76.19	6.24	13.39
TAILINGS	6511.15	.63	1.51	19.80	12.10	16.74	17.82	91.17	32.37

MONTH TO DATE METALLURGICAL BALANCE

	TONS	ASSAYS				DISTRIBUTION			
		PB	ZN	FE	AG	PB	ZN	FE	AG
DRY FEED	43172.68	3.01	5.55	21.34	35.18	100.00	100.00	100.00	100.00
PB CONC.	1749.37	56.42	6.33	7.61	474.67	76.03	4.62	1.44	54.67
ZN CONC.	3252.57	2.60	51.08	10.47	44.88	6.51	69.28	3.69	9.61
TAILINGS	38170.74	.59	1.64	22.90	14.21	17.46	26.10	94.86	35.72

CONCENTRATES FILTERED

WMT	DAILY		MONTH TO DATE	
	PB	ZN	PB	ZN
	448.00	561.00	2584.00	5245.00

c.c. Geology	J.K. Carrington	R.C. Smith
B. Cooper	Met Techs.	G.W. Chapman
Mill Shifter	A. McIntyre	W.N. Wallinger
L.D. MacDonald	A.B. Cron	P.J. Brown

CYPRUS ANVIL MINING CORP. DAILY PRODUCTION REPORT

S.C.

7/ 8/1981
*** *****

CRUSHING

CYPRUS ANVIL MINING CORP. DAILY PRODUCTION REPORT

7/ 8/1981

CRUSHING

PRIM. TRUCKS 40 SEC. TONS 2081

GRINDING

MILL FEED MOIST DAY .80 M.T.D. 1.09
% OP.TIME DAY 40.33 M.T.D. 64.44
SCREEN ANAL.-TAILS DAY 22.00 %+100 52.00 %-200
M.T.D. 13.80 %+100 63.88 %-200

DAILY METALLURGICAL BALANCE

ASSAYS

DISTRIBUTION

	TONS	PB	ZN	FE	AG	PB	ZN	FE	AG
DRY FEED	3572.19	3.65	8.18	17.56	25.96	100.00	100.00	100.00	100.00
PB CONC.	162.77	52.62	5.07	6.32	329.40	65.69	2.82	1.61	46.77
ZN CONC.	478.26	4.88	49.26	10.39	51.60	17.90	80.62	7.77	21.53
TAILINGS	2931.17	.73	1.65	19.76	12.40	16.41	16.55	90.62	31.70

MONTH TO DATE METALLURGICAL BALANCE

ASSAYS

DISTRIBUTION

	TONS	PB	ZN	FE	AG	PB	ZN	FE	AG
DRY FEED	35466.18	2.97	5.21	22.00	35.96	100.00	100.00	100.00	100.00
PB CONC.	1378.96	58.22	5.64	7.01	506.44	76.24	4.21	1.24	54.76
ZN CONC.	2427.63	2.66	51.12	10.39	46.70	6.13	67.22	3.23	8.89
TAILINGS	31659.59	.59	1.67	23.54	14.65	17.63	28.57	95.53	36.36

CONCENTRATES FILTERED

DAILY

MONTH TO DATE

	PB	ZN	PB	ZN
WMT	128.00	418.00	2136.00	4684.00

c.c. Geology
B. Cooper
Mill Shifter
L.D. MacDonald

J.K. Carrington
Met Techs.
A. McIntyre
A.B. Cron

R.C. Smith
G.W. Chapman
W.N. Wallinger
P.J. Brown

CYPRUS ANVIL MINING CORP. DAILY PRODUCTION REPORT

5.0

6/8/1981

CRUSHING

PRIM. TRUCKS 0 SEC. TONS 0

GRINDING

MILL FEED MOIST DAY 0.00 M.T.D. 1.13
 % OP.TIME DAY 0.00 M.T.D. 68.46
 SCREEN ANAL.-TAILS DAY 0.00 % +100 0.00 % -200
 M.T.D. 12.97 % +100 65.10 % -200

DAILY METALLURGICAL BALANCE

	ASSAYS					DISTRIBUTION			
	TONS	PB	ZN	FE	AG	PB	ZN	FE	AG
DRY FEED	0.00	0.00	0.00	0.00	0.00	100.00	100.00	100.00	100.00
PB CONC.	0.00	0.00	0.00	0.00	0.00	0.00	0.00	0.00	0.00
ZN CONC.	0.00	0.00	0.00	0.00	0.00	0.00	0.00	0.00	0.00
TAILINGS	0.00	0.00	0.00	0.00	0.00	0.00	0.00	0.00	0.00

MONTH TO DATE METALLURGICAL BALANCE

	ASSAYS					DISTRIBUTION			
	TONS	PB	ZN	FE	AG	PB	ZN	FE	AG
DRY FEED	31893.99	2.89	4.87	22.45	36.39	100.00	100.00	100.00	100.00
PB CONC.	1216.19	58.97	5.71	7.10	530.13	77.73	4.47	1.21	55.54
ZN CONC.	1949.37	2.12	51.58	10.39	45.50	4.47	64.70	2.83	7.64
TAILINGS	28728.42	.57	1.67	23.92	14.87	17.80	30.83	95.97	36.81

CONCENTRATES FILTERED

WMT	DAILY		MONTH TO DATE	
	PB	ZN	PB	ZN
	88.00	424.00	2008.00	4266.00

c.c. Geology
 B. Cooper
 Mill Shifter
 L.D. MacDonald

J.K. Carrington
 Met Techs.
 A. McIntyre
 A.B. Cron

R.C. Smith
 G.W. Chapman
 W.N. Wallinger
 P.J. Brown

DATE: 6/ 8/1981

DAILY LOAD OUT

	WMT	% MOIST.	DMT	PB	ZN	FE	AG
LEAD	93.50	7.20	86.77	58.37	6.26	6.70	456.90
ZINC	862.36	7.62	796.65	2.44	49.74	10.59	47.28
TOTAL	955.86		883.42				

ASSAYS

S.C.

MONTH TO DATE

	WMT	% MOIST.	DMT	PB	ZN	FE	AG
LEAD	1237.11	5.38	1170.54	53.50	7.29	8.61	478.20
ZINC	4337.19	7.73	4002.06	2.04	50.41	10.65	45.69
TOTAL	5574.30		5172.60				

ASSAYS

DATE: 7/ 8/1981

DAILY LOAD OUT

	WMT	% MOIST.	DMT	PB	ZN	FE	AG
LEAD	49.03	7.40	45.40	58.14	5.95	7.19	495.80
ZINC	67.50	6.10	63.38	2.97	47.00	9.99	49.50
TOTAL	116.53		108.78				

ASSAYS

S.C.

MONTH TO DATE

	WMT	% MOIST.	DMT	PB	ZN	FE	AG
ZINC	1286.14	5.46	1215.94	53.68	7.24	8.56	478.86
TOTAL	4404.69	7.70	4065.44	2.06	50.35	10.64	45.75
TOTAL	5690.83		5281.38				

ASSAYS

c.c. Geology
 B. Cooper
 Mill Shifter
 L.D. MacDonald

J.K. Carrington
 Met Techs.
 A. McIntyre
 A.B. Cron

R.C. Smith
 G.W. Chapman
 W.N. Wallinger
 P.J. Brown

CYPRUS ANVIL MINING CORP. DAILY PRODUCTION REPORT

S.C

5/ 8/1981

CRUSHING

PRIM. TRUCKS 41 SEC. TONS 2307

GRINDING

MILL FEED MOIST DAY 1.90 M.T.D. 1.13
 % OF TIME DAY 23.25 M.T.D. 82.15
 SCREEN ANAL.-TAILS DAY 10.40 %+100 68.70 %-200
 M.T.D. 12.97 %+100 65.10 %-200

DAILY METALLURGICAL BALANCE

	TONS	ASSAYS				DISTRIBUTION			
		PB	ZN	FE	AG	PB	ZN	FE	AG
DRY FEED	1838.39	3.04	6.11	18.72	29.90	100.00	100.00	100.00	100.00
PB CONC.	72.76	63.39	4.56	5.12	469.30	82.53	2.95	1.02	58.72
ZN CONC.	109.28	.90	54.28	10.00	31.70	1.76	52.81	2.98	5.96
TAILINGS	1656.35	.53	3.00	21.27	12.40	15.71	44.24	96.01	35.32

MONTH TO DATE METALLURGICAL BALANCE

	TONS	ASSAYS				DISTRIBUTION			
		PB	ZN	FE	AG	PB	ZN	FE	AG
DRY FEED	31893.99	2.89	4.87	22.45	36.39	100.00	100.00	100.00	100.00
PB CONC.	1216.19	58.97	5.71	7.10	530.13	77.73	4.47	1.21	55.54
ZN CONC.	1949.37	2.12	51.58	10.39	45.50	4.47	64.70	2.83	7.64
TAILINGS	28728.42	.57	1.67	23.92	14.87	17.80	30.83	95.97	36.81

CONCENTRATES FILTERED

WMT	DAILY		MONTH TO DATE	
	PB	ZN	PB	ZN
	222.00	314.00	2008.00	4266.00

c.c. Geology
 B. Cooper
 Mill Shifter
 L.D. MacDonald

J.K. Carrington
 Met Techs.
 A. McIntyre
 A.B. Cron

R.C. Smith
 G.W. Chapman
 W.N. Wallinger
 P.J. Brown

J. Bruch

5.C

CYPRUS ANVIL MINING CORP. DAILY PRODUCTION REPORT

4/8/1981

CRUSHING

PRIM. TRUCKS 117 SEC. TONS 3981

GRINDING

MILL FEED MOIST DAY 1.10 M.T.D. 1.08
% OP.TIME DAY 98.15 M.T.D. 96.88
SCREEN ANAL.-TAILS DAY 14.00 % +100 62.40 % -200
M.T.D. 13.13 % +100 64.87 % -200

DAILY METALLURGICAL BALANCE

	ASSAYS					DISTRIBUTION			
	TONS	PB	ZN	FE	AG	PB	ZN	FE	AG
DRY FEED	7941.67	3.40	4.69	22.07	41.20	100.00	100.00	100.00	100.00
PB CONC.	371.87	58.24	5.22	6.31	527.70	80.21	5.21	1.35	59.39
ZN CONC.	492.83	1.94	50.96	10.79	45.40	3.54	67.43	3.05	6.77
TAILINGS	7076.97	.62	1.44	23.54	15.80	16.25	27.36	95.60	33.84

MONTH TO DATE METALLURGICAL BALANCE

	ASSAYS					DISTRIBUTION			
	TONS	PB	ZN	FE	AG	PB	ZN	FE	AG
DRY FEED	30055.60	2.88	4.80	22.61	36.69	100.00	100.00	100.00	100.00
PB CONC.	1143.43	58.68	5.78	7.22	534.00	77.42	4.59	1.22	55.38
ZN CONC.	1840.09	2.19	51.42	10.41	46.32	4.64	65.63	2.82	7.73
TAILINGS	27072.07	.57	1.59	24.09	15.03	17.94	29.78	95.96	36.89

CONCENTRATES FILTERED

	DAILY		MONTH TO DATE	
	PB	ZN	PB	ZN
WMT	454.00	948.00	1786.00	3952.00

c.c. Geology
[Redacted]
Mill Shifter
L.D. MacDonald

J.K. Carrington
Met Techs.
A. McIntyre
A.B. Cron

R.C. Smith
G.W. Chapman
W.N. Wallinger
P.J. Brown

DATE: 4/ 8/1981

S.C.

DAILY LOAD OUT

ASSAYS

	WMT	% MOIST.	DMT	PB	ZN	FE	AG
LEAD	302.25	6.20	283.51	48.60	8.16	9.01	488.90
ZINC	1341.88	7.58	1240.17	1.98	50.65	10.68	45.70
TOTAL	1644.13		1523.68				

MONTH TO DATE

ASSAYS

	WMT	% MOIST.	DMT	PB	ZN	FE	AG
LEAD	1143.61	5.23	1083.77	53.11	7.37	8.76	479.91
ZINC	2043.79	7.90	1882.41	1.88	50.22	10.72	43.04
TOTAL	3187.40		2966.19				

DATE: 5/ 8/1981

S.C.

DAILY LOAD OUT

ASSAYS

	WMT	% MOIST.	DMT	PB	ZN	FE	AG
LEAD	0.00	0.00	0.00	0.00	0.00	0.00	0.00
ZINC	1431.04	7.55	1323.00	2.03	51.07	10.60	48.50
TOTAL	1431.04		1323.00				

MONTH TO DATE

ASSAYS

	WMT	% MOIST.	DMT	PB	ZN	FE	AG
LEAD	1143.61	5.23	1083.77	53.11	7.37	8.76	479.91
ZINC	3474.83	7.75	3205.41	1.94	50.57	10.67	45.29
TOTAL	4618.44		4289.18				

c.c. Geology
 B. Cooper
 Mill Shifter
 L.D. MacDonald

J.K. Carrington
 Met Techs.
 A. McIntyre
 A.B. Cron

R.C. Smith
 G.W. Chapman
 W.N. Wallinger
 P.J. Brown

S.C.

DA 1/ 8/1981

DAILY LOAD OUT

	WMT	% MOIST.	DMT	PB	ZN	FE	AG
LEAD	72.12	6.96	67.10	43.90	7.95	8.98	475.90
ZINC	0.00	0.00	0.00	0.00	0.00	0.00	0.00
TOTAL	72.12		67.10				

ASSAYS

MONTH TO DATE

	WMT	% MOIST.	DMT	PB	ZN	FE	AG
LEAD	72.12	6.96	67.10	43.90	7.95	8.98	475.90
ZINC	0.00	0.00	0.00	0.00	0.00	0.00	0.00
TOTAL	72.12		67.10				

ASSAYS

DATE: 3/ 8/1981

S.C.

DAILY LOAD OUT

	WMT	% MOIST.	DMT	PB	ZN	FE	AG
LEAD	769.24	4.69	733.16	55.70	7.01	8.65	476.80
ZINC	701.91	8.50	642.25	1.70	49.39	10.80	37.90
TOTAL	1471.15		1375.41				

ASSAYS

MONTH TO DATE

	WMT	% MOIST.	DMT	PB	ZN	FE	AG
LEAD	841.36	4.88	800.26	54.71	7.09	8.68	476.72
INC	701.91	8.50	642.25	1.70	49.39	10.80	37.90
TOTAL	1543.27		1442.51				

ASSAYS

c.c. Geology
B. Cooper
Mill Shifter
L.D. MacDonald

J.K. Carrington
Met Techs.
A. McIntyre
A.B. Cron

R.C. Smith
G.W. Chapman
W.N. Wallinger
P.J. Brown

114A

CYPRUS ANVIL MINING CORP. DAILY PRODUCTION REPORT

S.C.

3 8/1981
** *****

CRUSHING

PRIM. TRUCKS 79 SEC. TONS 5829

GRINDING

MILL FEED MOIST DAY .80 M.T.D. 1.07
% OP.TIME DAY 98.50 M.T.D. 96.80
SCREEN ANAL.-TAILS DAY 11.10 %+100 67.90 %-200
M.T.D. 12.82 %+100 65.75 %-200

DAILY METALLURGICAL BALANCE

	TONS	ASSAYS				DISTRIBUTION			
		PB	ZN	FE	AG	PB	ZN	FE	AG
DRY FEED	7135.46	2.46	5.18	22.89	29.50	100.00	100.00	100.00	100.00
PB CONC.	256.70	56.46	7.10	8.44	429.80	82.57	4.93	1.27	54.29
ZN CONC.	405.80	1.32	51.50	10.50	34.30	3.05	56.54	2.49	6.85
TAILINGS	6472.96	.39	2.20	25.42	12.20	14.38	38.53	96.24	38.86

MONTH TO DATE METALLURGICAL BALANCE

	TONS	ASSAYS				DISTRIBUTION			
		PB	ZN	FE	AG	PB	ZN	FE	AG
DRY FEED	22113.93	2.70	4.84	22.85	34.92	100.00	100.00	100.00	100.00
PB CONC.	771.56	58.90	6.06	7.66	537.04	76.16	4.37	1.17	53.66
ZN CONC.	1347.27	2.28	51.59	10.27	46.66	5.14	65.00	2.74	8.14
TAILINGS	19995.10	.56	1.64	24.28	14.75	18.70	30.63	96.09	38.20

CONCENTRATES FILTERED

WMT	DAILY		MONTH TO DATE	
	PB	ZN	PB	ZN
	446.00	950.00	1332.00	3004.00

c.c. Geology
B. Cooper
Mill Shifter
L.D. MacDonald

J.K. Carrington
Met Techs.
A. McIntyre
A.B. Cron

R.C. Smith
G.W. Chapman
W.N. Wallinger
P.J. Brown

JBrink

CYPRUS ANVIL MINING CORP. DAILY PRODUCTION REPORT

S.e.

2 8/1981
** *****

CRUSHING

PRIM. TRUCKS 58 SEC. TONS 5035

GRINDING

MILL FEED MOIST DAY .90 M.T.D. 1.20
% OP. TIME DAY 96.76 M.T.D. 95.95
SCREEN ANAL. -TAILS DAY 12.40 %+100 66.90 %-200
M.T.D. 13.64 %+100 64.72 %-200

DAILY METALLURGICAL BALANCE

	TONS	ASSAYS				DISTRIBUTION			
		PB	ZN	FE	AG	PB	ZN	FE	AG
DRY FEED	7576.20	2.55	4.77	21.60	33.90	100.00	100.00	100.00	100.00
PB CONC.	249.06	59.97	5.34	7.51	548.90	77.31	3.68	1.09	54.67
ZN CONC.	498.76	2.08	52.54	10.21	43.80	5.37	72.51	2.98	8.74
TAILINGS	6828.38	.49	1.26	24.00	13.40	17.32	23.81	95.92	36.59

MONTH TO DATE METALLURGICAL BALANCE

	TONS	ASSAYS				DISTRIBUTION			
		PB	ZN	FE	AG	PB	ZN	FE	AG
DRY FEED	14978.47	2.81	4.67	22.32	37.99	100.00	100.00	100.00	100.00
PB CONC.	514.86	60.11	5.54	7.28	590.51	73.48	4.07	1.12	53.43
ZN CONC.	941.47	2.69	51.63	10.18	51.98	6.02	69.47	2.87	8.60
TAILINGS	13522.14	.64	1.37	23.73	15.97	20.50	26.46	96.01	37.96

CONCENTRATES FILTERED

	DAILY		MONTH TO DATE	
	PB	ZN	PB	ZN
WMT	468.00	1034.00	886.00	2054.00

c.c. Geology
[Redacted]
Mill Shifter
L.D. MacDonald

J.K. Carrington
Met Techs.
A. McIntyre
A.B. Cron

R.C. Smith
G.W. Chapman
W.N. Wallinger
P.J. Brown

CYPRUS ANVIL MINING CORP. DAILY PRODUCTION REPORT

S.C.

1/8/1981

CRUSHING

PRIM. TRUCKS 63 SEC. TONS 5550

GRINDING

MILL FEED MOIST DAY 1.50 M.T.D. 1.50
 % OP.TIME DAY 95.14 M.T.D. 95.14
 SCREEN AMAL.-TAILS DAY 14.90 %+100 62.50 %-200
 M.T.D. 14.90 %+100 62.50 %-200

DAILY METALLURGICAL BALANCE

	ASSAYS					DISTRIBUTION			
	TONS	PB	ZN	FE	AG	PB	ZN	FE	AG
DRY FEED	7402.28	3.08	4.57	22.16	43.20	100.00	100.00	100.00	100.00
PB CONC.	265.80	60.25	5.72	7.06	629.50	70.24	4.49	1.15	52.47
ZN CONC.	442.71	3.38	50.60	10.14	61.20	6.56	66.22	2.75	8.50
TAILINGS	6693.76	.79	1.48	23.46	18.60	23.19	29.29	96.10	39.04

MONTH TO DATE METALLURGICAL BALANCE

	ASSAYS					DISTRIBUTION			
	TONS	PB	ZN	FE	AG	PB	ZN	FE	AG
DRY FEED	7402.28	3.08	4.57	22.07	43.08	100.00	100.00	100.00	100.00
PB CONC.	265.80	60.25	5.72	7.06	629.50	70.24	4.49	1.15	52.47
ZN CONC.	442.71	3.38	50.60	10.14	61.20	6.56	66.22	2.75	8.50
TAILINGS	6693.76	.79	1.48	23.46	18.60	23.19	29.29	96.10	39.04

CONCENTRATES FILTERED

	DAILY		MONTH TO DATE	
	PB	ZN	PB	ZN
WMT	418.00	1020.00	418.00	1020.00

c.c. Geology
 B. Cooper
 Mill Shifter
 D. MacDonald

J.K. Carrington
 Met Techs.
 A. McIntyre
 A.B. Cron

R.C. Smith
 G.W. Chapman
 P.J. Brown

CYPRUS ANVIL

CYPRUS ANVIL MINING CORP. DAILY PRODUCTION REPORT

S.C.

31/7/1981

CRUSHING

PRIM. TRUCKS 123 SEC. TONS 5066

GRINDING

MILL FEED MOIST DAY .50 M.T.D. 1.32
 % OP.TIME DAY 97.93 M.T.D. 83.93
 SCREEN ANAL.-TAILS DAY 19.10 % +100 56.30 % -200
 M.T.D. 15.22 % +100 63.77 % -200

DAILY METALLURGICAL BALANCE

	ASSAYS					DISTRIBUTION			
	TONS	PB	ZN	FE	AG	PB	ZN	FE	AG
DRY FEED	8097.31	2.29	5.78	19.65	23.70	100.00	100.00	100.00	100.00
PB CONC.	253.10	59.55	6.07	5.91	350.90	81.28	3.28	.95	53.22
ZN CONC.	677.69	1.42	52.73	10.22	23.20	5.19	76.35	4.39	9.42
TAILINGS	7166.52	.35	1.33	20.84	8.70	13.53	20.37	94.66	37.36

MONTH TO DATE METALLURGICAL BALANCE

	ASSAYS					DISTRIBUTION			
	TONS	PB	ZN	FE	AG	PB	ZN	FE	AG
DRY FEED	205327.30	2.24	4.52	15.73	30.50	100.00	100.00	100.00	100.00
PB CONC.	6624.41	49.39	7.14	6.74	472.11	71.09	5.10	1.38	49.94
ZN CONC.	13814.46	1.90	49.40	10.33	47.02	5.72	73.50	4.42	10.37
TAILINGS	184888.43	.58	1.07	16.46	13.44	23.19	21.40	94.20	39.69

CONCENTRATES FILTERED

	DAILY		MONTH TO DATE	
	PB	ZN	PB	ZN
WMT	318.00	967.00	11752.00	19447.00

c.c. Geology
 B. Cooper
 Mill Shifter
 D. MacDonald

J.K. Carrington
 Met Techs.
 A. McIntyre
 A.B. Cron

R.C. Smith
 G.W. Chapman
 P.J. Brown

CYPRUS ANVIL

0000

S.C.

DATE: 31/ 7/1981

DAILY LOAD OUT

	WMT	% MOIST.	DMT	A.B. Cron	PB	ZN	FE	AG
LEAD	1037.25	5.56	979.58	53.99	6.80	6.58	336.80	
ZINC	290.37	16.20	243.33	17.08	51.12	10.87	22.40	
TOTAL	1327.62		1222.91					

P.R. and Load Out Distribution (12)

ASSAYS

MONTH TO DATE

	WMT	% MOIST.	DMT	Met. Techs	PB	ZN	FE	AG
LEAD	9612.66	6.41	8996.16	47.19	8.54	7.97	437.64	
ZINC	14395.00	6.94	13395.33	2.33	49.09	10.29	49.64	
TOTAL	24007.66		22391.49					

W.N. Wallinger

ASSAYS

c.c. Geology
 B. Cooper
 Mill Shifter
 L.D. MacDonald

J.K. Carrington
 Met Techs.
 A. McIntyre
 A.B. Cron

R.C. Smith
 G.W. Chapman
 W.N. Wallinger
 P.J. Brown

J Brook.

CYPRUS ANVIL MINING CORP. DAILY PRODUCTION REPORT

S.C.

30/7/1981

CRUSHING

PRIM. TRUCKS 46 SEC. TONS 7358.

GRINDING

MILL FEED MOIST DAY .80 M.T.D. 1.35
% OP. TIME DAY 93.51 M.T.D. 83.46
SCREEN. ANAL. -TAILS DAY 12.90 % +100 65.90 % -200
M.T.D. 15.07 % +100 64.07 % -200

DAILY METALLURGICAL BALANCE

	TONS	ASSAYS				DISTRIBUTION			
		PB.	ZN	FE	AG	PB	ZN	FE	AG
DRY FEED	7182.08	2.99	7.31	20.91	20.00	100.00	100.00	100.00	100.00
PB CONC.	316.12	57.30	5.59	5.73	282.80	84.35	3.37	1.19	61.35
ZN CONC.	796.51	.79	52.57	10.59	16.60	2.93	79.76	5.56	9.07
TAILINGS	6069.45	.45	1.46	23.31	7.10	12.72	16.88	93.25	29.57

MONTH TO DATE METALLURGICAL BALANCE

	TONS	ASSAYS				DISTRIBUTION			
		PB	ZN	FE	AG	PB	ZN	FE	AG
DRY FEED	197229.99	2.24	4.47	15.58	30.90	100.00	100.00	100.00	100.00
PB CONC.	6371.31	48.99	7.18	6.77	476.92	70.66	5.19	1.40	49.85
ZN CONC.	13136.77	1.93	49.23	10.34	48.25	5.74	73.35	4.42	10.40
TAILINGS	177721.91	.59	1.06	16.28	13.63	23.60	21.46	94.18	39.75

CONCENTRATES FILTERED

	DAILY		MONTH TO DATE	
	PB	ZN	PB	ZN
WMT	528.00	1028.00	11434.00	18480.00

c.c. Geology
Hill Smitter
D. MacDonald

J.K. Carrington
Met Techs.
A. McIntyre
A.B. Cron

R.C. Smith
G.W. Chapman
P.J. Brown

CYPRUS ANVIL

DATE: 29/ 7/1981

DAILY LOAD OUT

ASSAYS

S.C.

	WMT	% MOIST.	DMT	PB	ZN	FE	AG
LEAD	522.50	6.30	489.58	55.58	7.44	6.47	346.80
ZINC	1135.43	7.51	1050.16	2.15	49.60	10.45	44.50
TOTAL	1657.93		1539.74				

MONTH TO DATE

ASSAYS

	WMT	% MOIST.	DMT	PB	ZN	FE	AG
LEAD	8575.41	6.52	8016.59	46.36	8.75	8.14	449.96
ZINC	12938.47	6.69	12072.60	2.39	49.09	10.23	51.29
TOTAL	21513.88		20089.19				

DATE: 30/ 7/1981

DAILY LOAD OUT

ASSAYS

S.C.

	WMT	% MOIST.	DMT	PB	ZN	FE	AG
LEAD	0.00	0.00	0.00	0.00	0.00	0.00	0.00
ZINC	1166.16	7.44	1079.40	1.93	48.63	10.80	37.30
TOTAL	1166.16		1079.40				

MONTH TO DATE

ASSAYS

	WMT	% MOIST.	DMT	PB	ZN	FE	AG
LEAD	8575.41	6.52	8016.59	46.36	8.75	8.14	449.96
ZINC	14104.63	6.75	13152.00	2.35	49.05	10.28	50.14
TOTAL	22680.04		21168.58				

c.c. Geology J.K. Carrington
 B. Cooper Met Techs.
 Hill Shifter A. McIntyre
 D. MacDonald A.B. Cron

R.C. Smith
 G.W. Chapman
 P.J. Brown

DATE: 27/ 7/1981

S.C.

DAILY LOAD OUT

	WMT	% MOIST.	DMT	PB	ZN	FE	AG
LEAD	1328.70	7.76	1225.59	40.59	8.68	6.36	522.20
ZINC	0.00	0.00	0.00	0.00	0.00	0.00	0.00
TOTAL	1328.70		1225.59				

ASSAYS

MONTH TO DATE

	WMT	% MOIST.	DMT	PB	ZN	FE	AG
LEAD	7681.84	6.49	7183.02	45.91	8.85	8.30	452.83
ZINC	10908.02	6.51	10198.13	2.36	49.17	10.20	50.68
TOTAL	18589.86		17381.15				

ASSAYS

DATE: 28/ 7/1981

S.C.

DAILY LOAD OUT

	WMT	% MOIST.	DMT	PB	ZN	FE	AG
LEAD	371.07	7.30	343.98	42.61	8.56	7.36	536.80
ZINC	895.02	7.90	824.31	2.99	47.39	10.33	67.50
TOTAL	1266.09		1168.30				

ASSAYS

MONTH TO DATE

	WMT	% MOIST.	DMT	PB	ZN	FE	AG
LEAD	8052.91	6.53	7527.00	45.76	8.84	8.25	456.67
ZINC	11803.04	6.61	11022.44	2.41	49.04	10.21	51.94
TOTAL	19855.95		18549.44				

ASSAYS

c.c. Geology
 B. Cooper
 Mill Shifter
 D. MacDonald

J.K. Carrington
 Met Techs.
 A. McIntyre
 A.B. Cron

R.C. Smith
 G.W. Chapman
 P.J. Brown

DATE: 24/ 7/1981

S.C.

DAILY LOAD OUT

	WMT	% MOIST.	DMT	PB	ZN	FE	AG
LEAD	120.37	8.16	110.55	36.02	11.00	7.95	488.30
ZINC	0.00	0.00	0.00	0.00	0.00	0.00	0.00
TOTAL	120.37		110.55				

ASSAYS

MONTH TO DATE

	WMT	% MOIST.	DMT	PB	ZN	FE	AG
LEAD	6281.47	6.17	5893.61	47.09	8.89	8.70	438.32
ZINC	10908.02	6.51	10198.13	2.36	49.17	10.20	50.68
TOTAL	17189.49		16091.73				

ASSAYS

DATE: 25/ 7/1981

S.C.

DAILY LOAD OUT

	WMT	% MOIST.	DMT	PB	ZN	FE	AG
LEAD	71.67	10.95	63.82	38.97	8.61	8.29	460.90
ZINC	0.00	0.00	0.00	0.00	0.00	0.00	0.00
TOTAL	71.67		63.82				

ASSAYS

MONTH TO DATE

	WMT	% MOIST.	DMT	PB	ZN	FE	AG
LEAD	6353.14	6.23	5957.43	47.00	8.89	8.69	438.56
ZINC	10908.02	6.51	10198.13	2.36	49.17	10.20	50.68
TOTAL	17261.16		16155.56				

ASSAYS

c.c. Geology
B. Cooper
Mill Shifter
D. MacDonald

J.K. Carrington
Met Techs.
A. McIntyre
A.B. Cron

R.C. Smith
G.W. Chapman
P.J. Brown

S.C.

DATE: 29/ 7/1981

DAILY LOAD OUT

	WMT	% MOIST.	DMT	PB	ZN	FE	AG
LEAD	118.98	6.78	110.91	42.61	7.81	6.27	524.40
ZINC	114.21	10.00	102.79	3.15	47.09	10.37	57.50
TOTAL	233.19		213.70				

Weekly D.M.

ASSAYS

MONTH TO DATE

	WMT	% MOIST.	DMT	PB	ZN	FE	AG
LEAD	6161.10	6.14	5783.06	47.30	8.85	8.71	437.37
ZINC	10908.02	6.51	10198.13	2.36	49.17	10.20	50.68
TOTAL	17069.12		15981.19				

ASSAYS

c.c. Geology
 B. Cooper
 Mill Shifter
 D. MacDonald

J.K. Carrington
 Met Techs.
 A. McIntyre
 A.B. Cron

R.C. Smith
 G.W. Chapman
 P.J. Brown

CYPRUS ANVIL MINING CORP. DAILY PRODUCTION REPORT

Am
 29/ 7/1981

CRUSHING

PRIM. TRUCKS 84 SEC. TONS 6400

GRINDING

MILL FEED MOIST DAY .60 M.T.D. 1.37
 % OP.TIME DAY 95.89 M.T.D. 83.12
 SCREEN ANAL.-TAILS DAY 16.80 % +100 60.40 % -200
 M.T.D. 15.15 % +100 64.01 % -200

DAILY METALLURGICAL BALANCE

ASSAYS

DISTRIBUTION

	TONS	PB	ZN	FE	AG	PB	ZN	FE	AG
DRY FEED	7954.98	3.04	7.32	19.58	22.30	100.00	100.00	100.00	100.00
PB CONC.	339.92	60.70	5.86	5.76	331.60	85.32	3.42	1.26	59.85
ZN CONC.	861.79	.75	52.72	10.65	18.00	2.67	78.02	5.91	8.24
TAILINGS	6753.28	.43	1.60	21.35	8.90	12.01	18.56	92.83	31.91

MONTH TO DATE METALLURGICAL BALANCE

ASSAYS

DISTRIBUTION

	TONS	PB	ZN	FE	AG	PB	ZN	FE	AG
DRY FEED	190047.91	2.21	4.36	15.37	31.31	100.00	100.00	100.00	100.00
PB CONC.	6055.19	48.55	7.27	6.83	487.06	69.96	5.31	1.41	49.57
ZN CONC.	12340.26	2.00	49.02	10.32	50.29	5.88	72.94	4.36	10.43
TAILINGS	171652.46	.59	1.05	16.03	13.86	24.15	21.75	94.23	40.00

CONCENTRATES FILTERED

DAILY

MONTH TO DATE

	PB	ZN	PB	ZN
WMT	455.00	938.00	10906.00	17452.00

c.c. Geology J.K. Carrington
 B. Cooper Met Techs.
 Mill Shifter A. McIntyre
 D. MacDonald A.B. Cron

R.C. Smith
 G.W. Chapman
 P.J. Brown

JBrink

CYPRUS ANVIL MINING CORP. DAILY PRODUCTION REPORT

Am

28/7/1981

CRUSHING

PRIM. TRUCKS 122 SEC. TONS 3742

GRINDING

MILL FEED MOIST DAY .80 M.T.D. 1.41
% OP. TIME DAY 88.89 M.T.D. 82.66
SCREEN ANAL. -TAILS DAY 17.00 % +100 56.40 % -200
M.T.D. 15.08 % +100 64.15 % -200

DAILY METALLURGICAL BALANCE

ASSAYS

DISTRIBUTION

	TONS	PB	ZN	FE	AG	PB	ZN	FE	AG
DRY FEED	7455.87	2.55	6.43	21.77	14.80	100.00	100.00	100.00	100.00
PB CONC.	232.36	60.38	6.48	5.66	321.80	73.79	3.14	.84	44.75
ZN CONC.	703.40	2.82	51.37	9.93	54.30	10.43	75.37	4.44	22.86
TAILINGS	6520.11	.46	1.58	22.88	8.30	15.78	21.49	94.73	32.39

MONTH TO DATE METALLURGICAL BALANCE

ASSAYS

DISTRIBUTION

	TONS	PB	ZN	FE	AG	PB	ZN	FE	AG
DRY FEED	182092.93	2.17	4.23	15.19	31.64	100.00	100.00	100.00	100.00
PB CONC.	5715.27	47.83	7.35	6.89	496.30	69.03	5.45	1.42	49.23
ZN CONC.	11478.47	2.10	48.74	10.29	52.72	6.08	72.56	4.27	10.50
TAILINGS	164899.18	.60	1.03	15.82	14.07	24.90	21.99	94.30	40.26

CONCENTRATES FILTERED

DAILY

MONTH TO DATE

	PB	ZN	PB	ZN
WMT	400.00	712.00	10451.00	16514.00

c.c. Geology
Mill Shifter
D. MacDonald

J.K. Carrington
Met Techs.
A. McIntyre
A.B. Cron

R.C. Smith
G.W. Chapman
P.J. Brown

CYPRUS ANVIL MINING CORP. DAILY PRODUCTION REPORT

Am
27/7/1981

CRUSHING

PRIM. TRUCKS 93 SEC. TONS 5600

GRINDING

MILL FEED MOIST DAY 1.40 M.T.D. 1.43
% OP.TIME DAY 95.26 M.T.D. 82.43
SCREEN ANAL.-TAILS DAY 14.60 %+100 65.60 %-200
M.T.D. 15.00 %+100 64.47 %-200

DAILY METALLURGICAL BALANCE

	ASSAYS					DISTRIBUTION			
	TONS	PB	ZN	FE	AG	PB	ZN	FE	AG
DRY FEED	7595.16	2.11	3.52	16.54	36.90	100.00	100.00	100.00	100.00
PB CONC.	281.38	41.79	9.21	7.49	501.50	73.37	9.69	1.86	52.52
ZN CONC.	403.96	2.01	47.28	10.45	54.10	5.07	71.44	3.74	8.13
TAILINGS	6909.82	.50	.73	15.44	15.30	21.56	18.87	94.40	39.35

MONTH TO DATE METALLURGICAL BALANCE

	ASSAYS					DISTRIBUTION			
	TONS	PB	ZN	FE	AG	PB	ZN	FE	AG
DRY FEED	174637.06	2.16	4.14	14.93	32.03	100.00	100.00	100.00	100.00
PB CONC.	5482.92	47.30	7.39	6.94	503.70	68.79	5.60	1.46	49.37
ZN CONC.	10775.07	2.05	48.57	10.32	52.62	5.86	72.37	4.26	10.13
TAILINGS	158379.07	.60	1.01	15.53	14.30	25.36	22.02	94.28	40.50

CONCENTRATES FILTERED

	DAILY		MONTH TO DATE	
	PB	ZN	PB	ZN
WMT	466.00	794.00	10051.00	15802.00

c.c. Geology J.K. Carrington
B. Cooper Met Techs.
Mill Shifter A. McIntyre
D. MacDonald A.B. Cron

R.C. Smith
G.W. Chapman
P.J. Brown

CYPRUS ANVIL

JBuck

CYPRUS ANVIL MINING CORP. DAILY PRODUCTION REPORT

Mr

26/ 7/1981

CRUSHING

PRIM. TRUCKS 70 SEC. TONS 7179

GRINDING

MILL FEED MOIST DAY 1.10 M.T.D. 1.43
% OP.TIME DAY 100.00 M.T.D. 81.94
SCREEN ANAL.-TAILS DAY 17.00 %+100 62.90 %-200
M.T.D. 15.02 %+100 64.42 %-200

DAILY METALLURGICAL BALANCE

ASSAYS

DISTRIBUTION

	TONS	PB	ZN	FE	AG	PB	ZN	FE	AG
DRY FEED	8140.46	2.60	4.17	15.44	38.40	100.00	100.00	100.00	100.00
PB CONC.	328.17	47.99	7.25	6.05	480.90	74.41	7.01	1.75	50.95
ZN CONC.	554.14	2.57	48.32	10.19	54.10	6.73	78.88	4.97	9.68
TAILINGS	7258.14	.55	.66	14.61	16.60	19.86	14.11	93.29	39.37

MONTH TO DATE METALLURGICAL BALANCE

ASSAYS

DISTRIBUTION

	TONS	PB	ZN	FE	AG	PB	ZN	FE	AG
DRY FEED	167041.90	2.16	4.17	14.94	31.88	100.00	100.00	100.00	100.00
PB CONC.	5201.54	47.60	7.29	6.91	503.82	68.58	5.45	1.44	49.21
ZN CONC.	10371.11	2.05	48.62	10.31	52.56	5.90	72.41	4.29	10.24
TAILINGS	151469.25	.61	1.02	15.53	14.26	25.52	22.14	94.27	40.56

CONCENTRATES FILTERED

DAILY

MONTH TO DATE

	PB	ZN	PB	ZN
WMT	476.00	633.00	9585.00	15008.00

c.c. Geology
~~P. Cooper~~
Mill Shifter
D. MacDonald

J.K. Carrington
Met Techs.
A. McIntyre
A.B. Cron

R.C. Smith
G.W. Chapman
P.J. Brown

CYPRUS ANVIL MINING CORP. DAILY PRODUCTION REPORT

Ans
 25/7/1981

CRUSHING

PRIM. TRUCKS 112 SEC. TONS 3500

GRINDING

MILL FEED MOIST DAY 1.30 M.T.D. 1.45
 % OP.TIME DAY 93.17 M.T.D. 81.22
 SCREEN ANAL.-TAILS DAY 12.60 %+100 68.40 %-200
 M.T.D. 14.92 %+100 64.50 %-200

DAILY METALLURGICAL BALANCE

	TONS	ASSAYS				DISTRIBUTION			
		PB	ZN	FE	AG	PB	ZN	FE	AG
DRY FEED	6884.33	2.58	3.81	13.13	44.90	100.00	100.00	100.00	100.00
PB CONC.	341.76	38.29	7.65	7.25	496.40	73.68	9.97	2.87	57.28
ZN CONC.	392.16	3.14	47.20	10.36	68.60	6.93	70.57	4.71	9.08
TAILINGS	6150.41	.56	.83	12.96	16.20	19.39	19.46	92.42	33.64

MONTH TO DATE METALLURGICAL BALANCE

	TONS	ASSAYS				DISTRIBUTION			
		PB	ZN	FE	AG	PB	ZN	FE	AG
DRY FEED	158901.44	2.14	4.17	14.99	31.57	100.00	100.00	100.00	100.00
PB CONC.	4873.36	47.57	7.29	6.97	505.36	68.22	5.37	1.43	49.10
ZN CONC.	9816.97	2.02	48.63	10.32	52.47	5.84	72.08	4.25	10.27
TAILINGS	144211.11	.61	1.04	15.58	14.13	25.94	22.56	94.32	40.63

CONCENTRATES FILTERED

WMT	DAILY		MONTH TO DATE	
	PB	ZN	PB	ZN
	510.00	654.00	9109.00	14375.00

c.c. Geology J.K. Carrington
 B. Cooper Met Techs.
 Mill Shifter A. McIntyre
 D. MacDonald A.B. Cron

R.C. Smith
 G.W. Chapman
 P.J. Brown

CYPRUS ANVIL MINING CORP. DAILY PRODUCTION REPORT

Am
 24/ 7/1981

CRUSHING

PRIM. TRUCKS 101 SEC. TONS 5359

GRINDING

MILL FEED MOIST DAY 1.40 M.T.D. 1.46
 % OP.TIME DAY 89.35 M.T.D. 80.72
 SCREEN ANAL.-TAILS DAY 11.10 % +100 71.40 % -200
 M.T.D. 15.02 % +100 64.32 % -200

DAILY METALLURGICAL BALANCE

	TONS	ASSAYS				DISTRIBUTION			
		PB	ZN	FE	AG	PB	ZN	FE	AG
DRY FEED	6254.20	2.49	3.87	12.95	40.60	100.00	100.00	100.00	100.00
PB CONC.	274.11	43.43	8.26	7.30	548.30	76.44	9.35	2.03	57.95
ZN CONC.	345.92	1.81	48.44	11.36	53.00	4.02	69.23	3.99	7.07
TAILINGS	5634.18	.54	.92	16.42	16.10	19.54	21.42	93.98	34.98

MONTH TO DATE METALLURGICAL BALANCE

	TONS	ASSAYS				DISTRIBUTION			
		PB	ZN	FE	AG	PB	ZN	FE	AG
DRY FEED	152017.11	2.12	4.18	15.10	31.05	100.00	100.00	100.00	100.00
PB CONC.	4531.60	48.27	7.27	6.95	506.03	67.92	5.18	1.37	48.59
ZN CONC.	9424.81	1.98	48.69	10.32	51.80	5.78	72.14	4.24	10.34
TAILINGS	138060.70	.61	1.05	15.69	14.04	26.30	22.68	94.39	41.07

CONCENTRATES FILTERED

	DAILY		MONTH TO DATE	
	PB	ZN	PB	ZN
WMT	497.00	613.00	8599.00	13721.00

c.c. Geology
 B. Cooper
 Mill Shifter
 D. MacDonald

J.K. Carrington
 Met Techs.
 A. McIntyre
 A.B. Cron

R.C. Smith
 G.W. Chapman
 P.J. Brown

CYPRUS ANVIL MINING CORP. DAILY PRODUCTION REPORT

Am
 23/ 7/1981

CRUSHING

PRIM. TRUCKS 61 SEC. TONS 4548

GRINDING

MILL FEED MOIST DAY 1.70 M.T.D. 1.46
 % OP.TIME DAY 100.00 M.T.D. 80.34
 SCREEN ANAL.-TAILS DAY 15.40 %+100 64.40 %-200
 M.T.D. 15.19 %+100 64.02 %-200

DAILY METALLURGICAL BALANCE

	ASSAYS					DISTRIBUTION			
	TONS	PB	ZN	FE	AG	PB	ZN	FE	AG
DRY FEED	7567.13	2.55	3.85	13.21	40.80	100.00	100.00	100.00	100.00
PB CONC.	332.87	42.82	5.98	5.83	535.50	73.87	6.83	2.03	53.91
ZN CONC.	435.12	2.37	48.63	10.92	62.70	5.34	72.63	4.97	8.25
TAILINGS	6799.15	.59	.88	13.07	18.40	20.79	20.54	93.00	37.84

MONTH TO DATE METALLURGICAL BALANCE

	ASSAYS					DISTRIBUTION			
	TONS	PB	ZN	FE	AG	PB	ZN	FE	AG
DRY FEED	145762.92	2.10	4.20	15.07	30.60	100.00	100.00	100.00	100.00
PB CONC.	4257.50	48.58	7.20	6.93	503.31	67.48	5.01	1.34	48.04
ZN CONC.	9078.89	1.98	48.70	10.28	51.75	5.87	72.26	4.25	10.53
TAILINGS	132426.53	.62	1.05	15.66	13.95	26.64	22.73	94.41	41.42

CONCENTRATES FILTERED

	DAILY		MONTH TO DATE	
	PB	ZN	PB	ZN
WMT	409.00	524.00	8102.00	13108.00

c.c. Geology J.K. Carrington
 B. Cooper Met Techs.
 Mill Shifter A. McIntyre
 D. MacDonald A.B. Cron

R.C. Smith
 G.W. Chapman
 P.J. Brown

CYPRUS ANVIL

CYPRUS ANVIL MINING CORP. DAILY PRODUCTION REPORT

cm
 22/ 7/1981
 -***

CRUSHING

CYPRUS ANVIL MINING CORP. DAILY PRODUCTION REPORT

22/ 7/1981

CRUSHING

PRIM. TRUCKS 122 SEC. TONS 4084

GRINDING

MILL FEED MOIST DAY 1.40 M.T.D. 1.45
 % OP.TIME DAY 98.83 M.T.D. 79.45
 SCREEN ANAL.-TAILS DAY 16.80 %+100 62.60 %-200
 M.T.D. 15.18 %+100 64.00 %-200

DAILY METALLURGICAL BALANCE

ASSAYS

DISTRIBUTION

	TONS	PB	ZN	FE	AG	PB	ZN	FE	AG
DRY FEED	8235.07	2.29	3.66	12.23	36.30	100.00	100.00	100.00	100.00
PB CONC.	283.82	42.79	7.05	6.95	512.40	64.40	6.64	1.96	41.13
ZN CONC.	379.16	2.13	50.65	8.71	77.70	4.28	63.72	3.28	8.33
TAILINGS	7572.10	.78	1.18	12.60	23.60	31.32	29.64	94.76	50.54

MONTH TO DATE METALLURGICAL BALANCE

ASSAYS

DISTRIBUTION

	TONS	PB	ZN	FE	AG	PB	ZN	FE	AG
DRY FEED	138195.78	2.08	4.22	15.20	29.88	100.00	100.00	100.00	100.00
PB CONC.	3924.63	49.07	7.30	7.02	500.58	67.06	4.92	1.31	47.57
ZN CONC.	8643.78	1.96	48.70	10.25	51.20	5.91	72.24	4.22	10.72
TAILINGS	125627.38	.62	1.06	15.80	13.71	27.04	22.84	94.47	41.71

CONCENTRATES FILTERED

DAILY

MONTH TO DATE

	PB	ZN	PB	ZN
WMT	431.00	479.00	7693.00	12584.00

c.c. Geology
 B. Cooper
 Mill Shifter
 D. MacDonald

Met Techs.
 A. McIntyre
 A.B. Cron

R.C. Smith
 G.W. Chapman
 P.J. Brown

CYPRUS ANVIL

DATE: 21/ 7/1981

DAILY LOAD OUT

*****			ASSAYS				
	WMT	% MOIST.	DMT	PB	ZN	FE	AG
LEAD	62.72	10.00	56.45	33.72	9.69	7.54	389.10
ZINC	933.68	7.34	865.15	2.37	47.32	10.26	56.60
TOTAL	996.40		921.60				

MONTH TO DATE

*****			ASSAYS				
	WMT	% MOIST.	DMT	PB	ZN	FE	AG
LEAD	6042.12	6.12	5672.14	47.39	8.87	8.76	435.66
ZINC	10097.04	6.41	9449.71	2.32	49.37	10.22	50.01
TOTAL	16139.16		15121.86				

DATE: 22/ 7/1981

DAILY LOAD OUT

*****			ASSAYS				
	WMT	% MOIST.	DMT	PB	ZN	FE	AG
LEAD	0.00	0.00	0.00	0.00	0.00	0.00	0.00
ZINC	696.77	7.34	645.63	2.82	46.50	9.85	59.40
TOTAL	696.77		645.63				

MONTH TO DATE

*****			ASSAYS				
	WMT	% MOIST.	DMT	PB	ZN	FE	AG
LEAD	6042.12	6.12	5672.14	47.39	8.87	8.76	435.66
ZINC	10793.81	6.47	10095.34	2.35	49.19	10.20	50.61
TOTAL	16835.93		15767.48				

c.c. Geology
 B. Cooper
 Mill Shifter
 D. MacDonald

J.K. Carrington
 Met Techs.
 A. McIntyre
 A.B. Cron

R.C. Smith
 G.W. Chapman
 P.J. Brown

CYPRUS ANVIL

CYPRUS ANVIL MINING CORP. DAILY PRODUCTION REPORT

C.M.
 21-7-1981

CRUSHING

PRIM. TRUCKS 110 SEC. TONS 5460

GRINDING

MILL FEED MOIST DAY 1.50 M.T.D. 1.45
 % OP. TIME DAY 94.79 M.T.D. 78.53
 SCREEN ANAL. -TAILS DAY 21.00 % +100 56.40 % -200
 M.T.D. 15.07 % +100 64.09 % -200

DAILY METALLURGICAL BALANCE

ASSAYS

DISTRIBUTION

	TONS	PB	ZN	FE	AG	PB	ZN	FE	AG
DRY FEED	7768.70	2.32	3.63	12.76	36.30	100.00	100.00	100.00	100.00
PB CONC.	309.88	43.56	7.18	6.20	538.80	74.65	7.86	2.06	54.14
ZN CONC.	415.79	1.67	45.04	8.91	54.40	3.85	66.41	3.98	7.36
TAILINGS	7044.02	.55	1.03	12.43	16.80	21.50	25.73	93.97	38.50

MONTH TO DATE METALLURGICAL BALANCE

ASSAYS

DISTRIBUTION

	TONS	PB	ZN	FE	AG	PB	ZN	FE	AG
DRY FEED	129960.71	2.06	4.25	15.39	29.05	100.00	100.00	100.00	100.00
PB CONC.	3640.81	49.56	7.32	7.02	499.66	67.24	4.83	1.28	48.18
ZN CONC.	8264.62	1.96	48.62	10.32	49.99	6.02	72.70	4.26	10.94
TAILINGS	118055.28	.61	1.05	16.01	13.08	26.74	22.47	94.46	40.88

CONCENTRATES FILTERED

DAILY

MONTH TO DATE

	PB	ZN	PB	ZN
WMT	411.00	613.00	7262.00	12105.00

c.c. Geology J.K. Carrington
 B. Cooper Met Techs.
 Mill Shifter A. McIntyre
 D. MacDonald A.B. Cron

R.C. Smith
 G.W. Chapman
 P.J. Brown

CYPRUS ANVIL

CYPRUS ANVIL MINING CORP. DAILY PRODUCTION REPORT

Am
20/ 7/1981

CRUSHING

PRIM. TRUCKS 61 SEC. TONS 4126

GRINDING

MILL FEED MOIST DAY 1.20 M.T.D. 1.44
% OP.TIME DAY 97.22 M.T.D. 77.71
SCREEN ANAL.-TAILS DAY 13.30 %+100 64.70 %-200
M.T.D. 14.69 %+100 64.58 %-200

DAILY METALLURGICAL BALANCE

	TONS	ASSAYS				DISTRIBUTION			
		PB	ZN	FE	AG	PB	ZN	FE	AG
DRY FEED	7113.60	2.46	3.68	12.28	38.40	100.00	100.00	100.00	100.00
PB CONC.	252.06	53.43	6.23	5.43	664.20	76.96	6.00	1.55	59.20
ZN CONC.	362.92	1.44	51.51	9.93	45.70	2.99	71.41	4.08	5.87
TAILINGS	6498.62	.54	.91	12.92	15.20	20.05	22.59	94.37	34.93

MONTH TO DATE METALLURGICAL BALANCE

	TONS	ASSAYS				DISTRIBUTION			
		PB	ZN	FE	AG	PB	ZN	FE	AG
DRY FEED	122192.01	2.05	4.29	15.61	28.39	100.00	100.00	100.00	100.00
PB CONC.	3331.93	50.12	7.34	7.10	496.03	66.71	4.66	1.24	47.65
ZN CONC.	7848.83	1.97	48.80	10.39	49.75	6.18	73.04	4.28	11.26
TAILINGS	111011.26	.61	1.05	16.23	12.84	27.11	22.30	94.48	41.09

CONCENTRATES FILTERED

	DAILY		MONTH TO DATE	
	PB	ZN	PB	ZN
WMT	449.00	603.00	6851.00	11492.00

c.c. Geology
B. Cooper Met Techs.
Mill Shifter A. McIntyre
D. MacDonald A.B. Cron

R.C. Smith
G.W. Chapman
P.J. Brown

CYPRUS ANVIL MINING CORP. DAILY PRODUCTION REPORT

Amc

19/ 7/1981

CRUSHING

PRIM. TRUCKS 106 SEC. TONS 4906

GRINDING

MILL FEED MOIST DAY 1.20 M.T.D. 1.46
 % OP.TIME DAY 99.76 M.T.D. 76.69
 SCREEN ANAL.-TAILS DAY 12.20 %+100 68.50 %-200
 M.T.D. 14.78 %+100 64.57 %-200

DAILY METALLURGICAL BALANCE

	TONS	ASSAYS				DISTRIBUTION			
		PB	ZN	FE	AG	PB	ZN	FE	AG
DRY FEED	7672.81	2.31	3.63	12.83	39.70	100.00	100.00	100.00	100.00
PB CONC.	336.36	39.56	7.54	6.60	518.70	75.07	9.11	2.31	55.38
ZN CONC.	403.04	2.36	47.33	10.26	59.70	5.37	68.49	4.30	27.64
TAILINGS	6933.41	.50	.90	12.94	16.80	19.56	22.40	93.39	36.98

MONTH TO DATE METALLURGICAL BALANCE

	TONS	ASSAYS				DISTRIBUTION			
		PB	ZN	FE	AG	PB	ZN	FE	AG
DRY FEED	115078.41	2.02	4.33	15.81	27.68	100.00	100.00	100.00	100.00
PB CONC.	3079.87	49.85	7.43	7.24	482.27	65.94	4.59	1.23	46.62
ZN CONC.	7485.91	2.00	48.67	10.41	49.95	6.42	73.13	4.29	11.74
TAILINGS	104512.63	.62	1.06	16.45	12.69	27.64	22.28	94.49	41.64

CONCENTRATES FILTERED

WMT	DAILY		MONTH TO DATE	
	PB	ZN	PB	ZN
	443.00	693.00	6402.00	10889.00

c.c. Geology J.K. Carrington
 B. Cooper Met Techs.
 Mill Shifter A. McIntyre
 D. MacDonald A.B. Cron

R.C. Smith
 G.W. Chapman
 P.J. Brown

CYPRUS ANVIL

DATE: 18/ 7/1981

Am

DAILY LOAD OUT

	WMT	% MOIST.	DMT	PB	ZN	FE	AG
LEAD	0.00	0.00	0.00	0.00	0.00	0.00	0.00
ZINC	43.93	6.50	41.07	1.90	39.58	11.98	53.50
TOTAL	43.93		41.07				

ASSAYS

MONTH TO DATE

	WMT	% MOIST.	DMT	PB	ZN	FE	AG
LEAD	5179.17	5.66	4885.81	48.61	8.74	9.03	427.64
ZINC	9163.36	6.32	8584.56	2.32	49.58	10.22	49.35
TOTAL	14342.53		13470.37				

ASSAYS

DATE: 20/ 7/1981

Am

DAILY LOAD OUT

	WMT	% MOIST.	DMT	PB	ZN	FE	AG
LEAD	800.23	8.79	729.89	40.30	9.67	7.05	493.00
ZINC	0.00	0.00	0.00	0.00	0.00	0.00	0.00
TOTAL	800.23		729.89				

ASSAYS

MONTH TO DATE

	WMT	% MOIST.	DMT	PB	ZN	FE	AG
LEAD	5979.40	6.08	5615.70	47.53	8.86	8.77	436.13
ZINC	9163.36	6.32	8584.56	2.32	49.58	10.22	49.35
TOTAL	15142.76		14200.26				

ASSAYS

c.c. Geofogy
B. Cooper
Will Shifter
D. MacDonald

J.K. Carrington
Met Techs.
A. McIntyre
A.B. Cron

R.C. Smith
G.W. Chapman
P.J. Brown

CYPRUS ANML

CYPRUS ANVIL MINING CORP. DAILY PRODUCTION REPORT

Am
 18/ 7/1981

CRUSHING

PRIM. TRUCKS 104 SEC. TONS 2466

GRINDING

MILL FEED MOIST DAY 1.60 M.T.D. 1.48
 % OP.TIME DAY 77.78 M.T.D. 75.40
 SCREEN ANAL.-TAILS DAY 10.00 %+100 71.90 %-200
 M.T.D. 14.97 %+100 64.29 %-200

DAILY METALLURGICAL BALANCE

	ASSAYS					DISTRIBUTION			
	TONS	PB	ZN	FE	AG	PB	ZN	FE	AG
DRY FEED	5671.78	2.25	3.53	11.93	36.70	100.00	100.00	100.00	100.00
PB CONC.	164.85	51.84	4.75	6.44	613.40	66.97	3.91	1.56	49.00
ZN CONC.	345.35	2.94	46.44	9.93	67.10	7.96	80.11	5.03	11.23
TAILINGS	5161.57	.62	.62	12.34	15.90	25.08	15.98	93.41	39.77

MONTH TO DATE METALLURGICAL BALANCE

	ASSAYS					DISTRIBUTION			
	TONS	PB	ZN	FE	AG	PB	ZN	FE	AG
DRY FEED	107405.61	2.00	4.38	16.04	26.73	100.00	100.00	100.00	100.00
PB CONC.	2743.51	51.11	7.42	7.32	477.80	65.19	4.32	1.16	45.66
ZN CONC.	7082.86	1.98	48.75	10.42	49.40	6.51	73.40	4.28	12.19
TAILINGS	97579.23	.62	1.07	16.70	12.40	28.31	22.27	94.55	42.15

CONCENTRATES FILTERED

WMT	DAILY		MONTH TO DATE	
	PB	ZN	PB	ZN
	307.00	427.00	5959.00	10196.00

c.c. Geology J.K. Carrington
 B. Cooper Met Techs.
 Mill Shifter A. McIntyre
 D. MacDonald A.B. Cron

R.C. Smith
 G.W. Chapman
 P.J. Brown

CYPRUS ANVIL MINING CORP. DAILY PRODUCTION REPORT

C. S. W.
 17/ 7/1981

CRUSHING

PRIM. TRUCKS 85 SEC. TONS 1858

GRINDING

MILL FEED MOIST DAY 1.10 M.T.D. 1.47
 % DP.TIME DAY 61.00 M.T.D. 75.26
 SCREEN ANAL.-TAILS DAY 10.40 %+100 70.60 %-200
 M.T.D. 15.24 %+100 63.87 %-200

DAILY METALLURGICAL BALANCE

	TONS	ASSAYS				DISTRIBUTION			
		PB	ZN	FE	AG	PB	ZN	FE	AG
DRY FEED	3823.47	2.33	3.91	13.02	39.80	100.00	100.00	100.00	100.00
PB CONC.	162.06	38.04	9.46	8.34	510.10	69.20	10.26	2.65	52.31
ZN CONC.	498.90	2.14	24.04	16.27	56.60	11.98	80.23	15.94	17.87
TAILINGS	3162.51	.53	.45	13.11	14.90	18.81	9.52	81.41	29.82

MONTH TO DATE METALLURGICAL BALANCE

	TONS	ASSAYS				DISTRIBUTION			
		PB	ZN	FE	AG	PB	ZN	FE	AG
DRY FEED	101733.83	1.99	4.43	16.27	26.19	100.00	100.00	100.00	100.00
PB CONC.	2578.66	51.06	7.59	7.37	469.14	65.07	4.34	1.15	45.40
ZN CONC.	6737.51	1.93	48.87	10.45	48.49	6.41	73.10	4.25	12.26
TAILINGS	92417.66	.62	1.10	16.94	12.21	28.51	22.55	94.60	42.34

CONCENTRATES FILTERED

	DAILY		MONTH TO DATE	
	PB	ZN	PB	ZN
WMT	181.00	340.00	5652.00	9769.00

c.c. Geology J.K. Carrington
 B. Cooper Met Techs.
 Mill Shifter A. McIntyre
 D. MacDonald A.B. Cron

R.C. Smith
 G.W. Chapman
 P.J. Brown

CYPRUS ANVIL

DATE: 16/ 7/1981

Ami

DAILY LOAD OUT

	WMT	% MOIST.	DMT	PB	ZN	FE	AG
LEAD	170.42	5.67	160.76	48.35	7.91	9.07	434.50
ZINC	46.35	4.60	44.22	3.90	49.57	9.72	82.70
TOTAL	216.77		204.98				

ASSAYS

MONTH TO DATE

	WMT	% MOIST.	DMT	PB	ZN	FE	AG
LEAD	5126.34	5.66	4836.20	48.65	8.75	9.04	427.19
ZINC	9051.03	6.32	8479.23	2.31	49.67	10.20	49.28
TOTAL	14177.37		13315.43				

ASSAYS

DATE: 17/ 7/1981

Ami

DAILY LOAD OUT

	WMT	% MOIST.	DMT	PB	ZN	FE	AG
LEAD	52.83	6.10	49.61	45.30	8.10	8.09	471.50
ZINC	68.40	6.05	64.26	3.03	44.40	11.34	56.30
TOTAL	121.23		113.87				

ASSAYS

MONTH TO DATE

	WMT	% MOIST.	DMT	PB	ZN	FE	AG
LEAD	5179.17	5.66	4885.81	48.61	8.74	9.03	427.64
ZINC	9119.43	6.32	8543.49	2.32	49.63	10.21	49.33
TOTAL	14298.60		13429.30				

ASSAYS

c.c. Geology J.K. Carrington
 B. Cooper Met Techs.
 Mill Shifter A. McIntyre
 D. MacDonald A.B. Cron

R.C. Smith
 G.W. Chapman
 P.J. Brown

CYPRUS ANIL

CYPRUS ANVIL MINING CORP. DAILY PRODUCTION REPORT

16/7/1981

CRUSHING

PRIM. TRUCKS 0 SEC. TONS 0

GRINDING

MILL FEED MOIST DAY 0.00 M.T.D. 1.49
 % OP.TIME DAY 0.00 M.T.D. 76.16
 SCREEN ANAL.-TAILS DAY 0.00 %+100 0.00 %-200
 M.T.D. 15.41 %+100 63.63 %-200

DAILY METALLURGICAL BALANCE

	ASSAYS					DISTRIBUTION			
	TONS	PB	ZN	FE	AG	PB	ZN	FE	AG
DRY FEED	0.00	0.00	0.00	0.00	0.00	100.00	100.00	100.00	100.00
PB CONC.	0.00	0.00	0.00	0.00	0.00	0.00	0.00	0.00	0.00
ZN CONC.	0.00	0.00	0.00	0.00	0.00	0.00	0.00	0.00	0.00
TAILINGS	0.00	0.00	0.00	0.00	0.00	0.00	0.00	0.00	0.00

MONTH TO DATE METALLURGICAL BALANCE

	ASSAYS					DISTRIBUTION			
	TONS	PB	ZN	FE	AG	PB	ZN	FE	AG
DRY FEED	97910.36	1.98	4.45	16.38	25.60	100.00	100.00	100.00	100.00
PB CONC.	2416.60	51.94	7.46	7.31	466.39	64.88	4.14	1.10	44.97
ZN CONC.	6238.61	1.91	50.85	9.98	47.84	6.16	72.86	3.88	11.91
TAILINGS	89255.15	.63	1.12	17.07	12.11	28.96	23.00	95.02	43.12

CONCENTRATES FILTERED

WMT	DAILY		MONTH TO DATE	
	PB	ZN	PB	ZN
	0.00	0.00	5471.00	9429.00

c.c. Geology J.K. Carrington
 B. Cooper Met Techs.
 Mill Shifter A. McIntyre
 D. MacDonald A.B. Cron

R.C. Smith
 G.W. Chapman
 P.J. Brown

CYPRUS ANVIL

J Brink

CYPRUS ANVIL MINING CORP. DAILY PRODUCTION REPORT

15/ 7/1981

CRUSHING

PRIM. TRUCKS 48 SEC. TONS 2082

GRINDING

MILL FEED MOIST DAY 0.00 M.T.D. 1.49
% OP.TIME DAY 0.00 M.T.D. 81.23
SCREEN ANAL.-TAILS DAY 0.00 %+100 0.00 %-200
M.T.D. 15.41 %+100 63.63 %-200

DAILY METALLURGICAL BALANCE

	ASSAYS					DISTRIBUTION			
	TONS	PB	ZN	FE	AG	PB	ZN	FE	AG
DRY FEED	0.00	0.00	0.00	0.00	0.00	100.00	100.00	100.00	100.00
PB CONC.	0.00	0.00	0.00	0.00	0.00	0.00	0.00	0.00	0.00
ZN CONC.	0.00	0.00	0.00	0.00	0.00	0.00	0.00	0.00	0.00
TAILINGS	0.00	0.00	0.00	0.00	0.00	0.00	0.00	0.00	0.00

MONTH TO DATE METALLURGICAL BALANCE

	ASSAYS					DISTRIBUTION			
	TONS	PB	ZN	FE	AG	PB	ZN	FE	AG
DRY FEED	97910.36	1.98	4.45	16.38	25.60	100.00	100.00	100.00	100.00
PB CONC.	2416.60	51.94	7.46	7.31	466.39	64.88	4.14	1.10	44.97
ZN CONC.	6238.61	1.91	50.85	9.98	47.84	6.16	72.86	3.88	11.91
TAILINGS	89255.15	.63	1.12	17.07	12.11	28.96	23.00	95.02	43.12

CONCENTRATES FILTERED

	DAILY		MONTH TO DATE	
	PB	ZN	PB	ZN
WMT	66.00	102.00	5471.00	9429.00

c.c. Geology
B. Cooper Met Techs.
Mill Shifter A. McIntyre
D. MacDonald A.B. Cron

R.C. Smith
G.W. Chapman
P.J. Brown

CYPRUS ANVIL

CYPRUS ANVIL MINING CORP. DAILY PRODUCTION REPORT

14/ 7/1981

CRUSHING

PRIM. TRUCKS 25 SEC. TONS 3431

GRINDING

MILL FEED MOIST DAY .70 M.T.D. 1.49
% OP.TIME DAY 70.38 M.T.D. 89.66
SCREEN ANAL.-TAILS DAY 13.00 %+100 66.90 %-200
M.T.D. 15.41 %+100 63.63 %-200

DAILY METALLURGICAL BALANCE

ASSAYS

DISTRIBUTION

Table with 10 columns: TONS, PB, ZN, FE, AG, PB, ZN, FE, AG. Rows include DRY FEED, PB CONC., ZN CONC., and TAILINGS.

MONTH TO DATE METALLURGICAL BALANCE

ASSAYS

DISTRIBUTION

Table with 10 columns: TONS, PB, ZN, FE, AG, PB, ZN, FE, AG. Rows include DRY FEED, PB CONC., ZN CONC., and TAILINGS.

CONCENTRATES FILTERED

DAILY

MONTH TO DATE

Table with 4 columns: UNIT, PB, ZN, PB, ZN. Values include 309.00, 714.00, 5471.00, 9429.00.

c.c. Geology J.K. Carrington Met Techs.
Mill Shifter A. McIntyre
D. MacDonald A.B. Cron

R.C. Smith
G.W. Chapman
P.J. Brown

DATE: 14/ 7/1981

AM

DAILY LOAD OUT

ASSAYS

	WMT	% MOIST.	DMT	PB	ZN	FE	AG
LEAD	0.00	0.00	0.00	0.00	0.00	0.00	0.00
ZINC	1074.23	3.72	1034.27	2.03	49.46	10.71	35.50
TOTAL	1074.23		1034.27				

MONTH TO DATE

ASSAYS

	WMT	% MOIST.	DMT	PB	ZN	FE	AG
LEAD	4862.80	5.65	4588.01	48.66	8.80	9.03	426.50
ZINC	9004.68	6.33	8435.01	2.30	49.67	10.21	49.10
TOTAL	13867.48		13023.02				

DATE: 15/ 7/1981

AM

DAILY LOAD OUT

ASSAYS

	WMT	% MOIST.	DMT	PB	ZN	FE	AG
LEAD	93.12	6.11	87.43	48.39	7.68	9.31	449.70
ZINC	0.00	0.00	0.00	0.00	0.00	0.00	0.00
TOTAL	93.12		87.43				

MONTH TO DATE

ASSAYS

	WMT	% MOIST.	DMT	PB	ZN	FE	AG
LEAD	4955.92	5.66	4675.44	48.66	8.78	9.04	426.93
ZINC	9004.68	6.33	8435.01	2.30	49.67	10.21	49.10
TOTAL	13960.60		13110.45				

c.c. Geology
 B. Cooper
 Mill Shifter
 D. MacDonald

J.K. Carrington
 Met Techs.
 A. McIntyre
 A.B. Cron

R.C. Smith
 G.W. Chapman
 P.J. Brown

CYPRUS ANVIL

DATE 11/ 7/198

me

DAILY LOAD OUT

	WMT	% MOIST.	DMT	PB	ZN	FE	AG
LEAD	0.00	0.00	0.00	0.00	0.00	0.00	0.00
ZINC	71.56	5.53	67.60	2.99	48.68	10.16	49.01
TOTAL	71.56		67.60				

ASSAYS

MONTH TO DATE

	WMT	% MOIST.	DMT	PB	ZN	FE	AG
LEAD	4254.07	5.72	4010.94	48.11	8.95	9.13	418.59
ZINC	7235.85	6.72	6749.41	2.44	49.75	10.08	49.50
TOTAL	11489.92		10760.35				

ASSAYS

DATE: 13/ 7/198

me

DAILY LOAD OUT

	WMT	% MOIST.	DMT	PB	ZN	FE	AG
LEAD	608.73	5.20	577.08	52.48	7.75	8.36	481.50
ZINC	694.60	6.23	651.33	1.32	49.21	10.66	66.60
TOTAL	1303.33		1228.40				

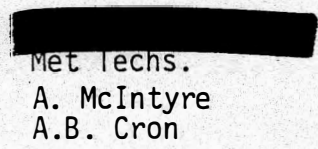
ASSAYS

MONTH TO DATE

	WMT	% MOIST.	DMT	PB	ZN	FE	AG
LEAD	4862.80	5.65	4588.01	48.66	8.80	9.03	426.50
ZINC	7930.45	6.68	7400.74	2.34	49.70	10.13	51.00
TOTAL	12793.25		11988.75				

ASSAYS

c.c. Geology
 B. Cooper
 Mill Shifter
 D. MacDonald



R.C. Smith
 G.W. Chapman
 P.J. Brown

114 A

These are produced less regularly but at least 2 or 3 times / week. Carol can pass on this info as available.

CYPRUS ANVIL MINING CORP. DAILY PRODUCTION REPORT

S.C.

12/ 7/1981

CRUSHING

GRINDING

PRIM. TRUCKS 103 SEC. TONS 4080

MILL FEED MOIST DAY 1.40 M.T.D. 1.57
% OP.TIME DAY 99.76 M.T.D. 90.43
SCREEN ANAL.-TAILS DAY 16.10 % +100 64.90 % -200
M.T.D. 15.23 % +100 63.88 % -200

for plotting graphs tonnages & l.c. is reset 10 times, grades & recoveries is closest decimal.

DAILY METALLURGICAL BALANCE

	TONS	ASSAYS				PB	DISTRIBUTION		
		PB	ZN	FE	AG		ZN	FE	AG
DRY FEED	7742.07	1.87	4.06	14.94	27.20	100.00	100.00	100.00	100.00
PB CONC.	196.06	55.69	7.16	7.83	577.10	75.42	4.47	1.37	50.2
ZN CONC.	464.10	1.26	49.75	10.69	67.90	4.04	73.45	4.43	13.9
TAILINGS	7081.92	.42	.98	14.88	11.40	20.54	22.08	94.19	35.8

MONTH TO DATE METALLURGICAL BALANCE

	TONS	ASSAYS				PB	DISTRIBUTION		
		PB	ZN	FE	AG		ZN	FE	AG
DRY FEED	85727.52	1.98	4.49	16.53	25.31	100.00	100.00	100.00	100.00
PB CONC.	2102.41	51.74	7.67	7.28	457.31	64.89	4.19	1.08	44.3
ZN CONC.	5521.68	1.96	50.83	9.96	46.78	6.37	72.99	3.88	11.9
TAILINGS	78103.43	.64	1.12	17.24	12.16	29.54	22.81	95.04	43.7

CONCENTRATES FILTERED

WMT	DAILY		MONTH TO DATE	
	PB	ZN	PB	ZN
	446.00	875.00	4696.00	7807.00

Please keep monthly record from which graphs can be plotted
 on date, mill feed, tonnes, lead, zinc
grade recovery grade recovery

c.c. Geology
B. Cooper
Mill Shifter
D. MacDonald

J.K. Carrington
Met Techs.
A. McIntyre
A.B. Cron

R.C. Smith
G.W. Chapman
P.J. Brown

CYPRUS ANVIL MINING CORP. DAILY PRODUCTION REPORT

S.C.

11/7/1981

CRUSHING

 PRIM. TRUCKS 88 SEC. TONS 5038
 GRINDING

 MILL FEED MOIST DAY .89 M.T.D. 1.59
 % OP. TIME DAY 87.15 M.T.D. 89.58
 SCREEN ANAL. -TAILS DAY 18.30 %+100 61.40 %-200
 M.T.D. 15.14 %+100 63.78 %-200

DAILY METALLURGICAL BALANCE

	TONS			ASSAYS			DISTRIBUTION		
	PB	ZN	FE	PB	FE	AG	ZN	FE	AG
DRY FEED	6460.90	1.71	16.17	100.00	100.00	21.00	100.00	100.00	100.00
PB CONC.	134.78	57.79	6.49	70.50	2.09	462.40	2.09	.84	41.39
ZN CONC.	522.87	1.24	10.73	5.86	76.42	57.90	76.42	5.37	20.07
TAILINGS	5804.04	.45	16.87	23.64	21.49	10.00	21.49	93.80	33.54

MONTH TO DATE METALLURGICAL BALANCE

	TONS			ASSAYS			DISTRIBUTION		
	PB	ZN	FE	PB	FE	AG	ZN	FE	AG
DRY FEED	77985.45	4.53	16.74	100.00	100.00	24.93	100.00	100.00	100.00
PB CONC.	1905.36	7.72	7.22	63.03	4.17	444.99	4.17	1.05	43.53
ZN CONC.	5057.58	2.02	9.90	6.59	72.95	44.84	72.95	3.84	11.67
TAILINGS	71021.51	1.14	17.48	30.38	22.88	12.24	22.88	95.11	44.70

CONCENTRATES FILTERED

	PMT	MONTH TO DATE		
		PB	ZN	PB
	415.00	691.00	4250.00	6932.00

c.c. Geology J.K. Carrington
 B. Cooper Met Techs.
 Mill Shifter A. McIntyre
 D. MacDonald A.B. Cron

R.C. Smith
 G.W. Chapman
 P.J. Brown

CYPRUS ANVIL

CYPRUS ANVIL MINING CORP. DAILY PRODUCTION REPORT

S.C.

10/ 7/1981

CRUSHING

PRIM. TRUCKS 104 SEC. TONS 4232

GRINDING

MILL FEED MOIST DAY 1.10 M.T.D. 1.66
 % OP.TIME DAY 99.53 M.T.D. 89.82
 SCREEN ANAL.-TAILS DAY 14.50 %+100 66.80 %-200
 M.T.D. 14.86 %+100 63.99 %-200

DAILY METALLURGICAL BALANCE

ASSAYS

DISTRIBUTION

	TONS	PB	ZN	FE	AG	PB	ZN	FE	AG
DRY FEED	7766.62	1.82	4.65	14.29	26.00	100.00	100.00	100.00	100.00
PB CONC.	191.66	51.92	4.66	5.45	468.70	70.40	2.47	.98	47.23
ZN CONC.	598.27	1.63	48.96	10.08	44.20	6.90	81.11	5.63	13.90
TAILINGS	6976.69	.46	.85	14.33	10.60	22.70	16.42	93.39	38.80

MONTH TO DATE METALLURGICAL BALANCE

ASSAYS

DISTRIBUTION

	TONS	PB	ZN	FE	AG	PB	ZN	FE	AG
DRY FEED	71524.56	2.02	4.48	16.79	25.08	100.00	100.00	100.00	100.00
PB CONC.	1771.58	50.85	7.92	7.28	443.66	62.46	4.38	1.07	43.80
ZN CONC.	4535.51	2.11	51.24	9.80	43.34	6.65	72.60	3.70	10.90
TAILINGS	65217.47	.68	1.13	17.53	12.44	30.89	23.02	95.22	45.20

CONCENTRATES FILTERED

DAILY

MONTH TO DATE

	PB	ZN	PB	ZN
WMT	436.00	947.00	3835.00	6241.00

c.c. Geology J.K. Carrington
 B. Cooper Met Techs.
 Mill Shifter A. McIntyre
 D. MacDonald A.B. Cron

R.C. Smith
 G.W. Chapman
 P.J. Brown

CYPRUS ANVIL

CYPRUS ANVIL MINING CORP. DAILY PRODUCTION REPORT

S.C.

9/ 7/1981

CRUSHING

PRIM. TRUCKS 115 SEC. TONS 5569

GRINDING

MILL FEED MOIST DAY 1.80 M.T.D. 1.72
 % OP.TIME DAY 98.38 M.T.D. 88.75
 SCREEN ANAL. -TAILS DAY 19.20 % +100 58.40 % -200
 M.T.D. 14.90 % +100 63.66 % -200

DAILY METALLURGICAL BALANCE

	TONS	ASSAYS				DISTRIBUTION			
		PB	ZN	FE	AG	PB	ZN	FE	AG
DRY FEED	8893.64	2.26	5.00	14.45	33.30	100.00	100.00	100.00	100.00
PB CONC.	235.85	56.37	5.47	5.36	535.20	72.68	3.19	1.08	51.0
ZN CONC.	568.87	1.48	51.06	9.95	41.40	4.60	71.78	4.85	9.5
TAILINGS	7288.92	.57	1.39	15.05	13.40	22.71	25.04	94.06	39.4

MONTH TO DATE METALLURGICAL BALANCE

	TONS	ASSAYS				DISTRIBUTION			
		PB	ZN	FE	AG	PB	ZN	FE	AG
DRY FEED	63757.94	2.84	4.45	17.15	25.15	100.00	100.00	100.00	100.00
PB CONC.	1579.92	58.72	8.32	7.50	440.62	61.60	4.63	1.08	43.4
ZN CONC.	3937.24	2.19	51.59	9.76	43.21	6.62	71.51	3.51	10.6
TAILINGS	58240.78	.71	1.16	17.92	12.66	31.78	23.86	95.40	45.9

CONCENTRATES FILTERED

WMT	DAILY		MONTH TO DATE	
	PB	ZN	PB	ZN
	469.00	904.00	3399.00	5294.00

c.c. Geology J.K. Carrington R.C. Smith
 B. Cooper Met Techs. G.W. Chapman
 Mill Shifter A. McIntyre P.J. Brown
 D. MacDonald A.B. Cron

J Brub

CYPRUS ANVIL MINING CORP. DAILY PRODUCTION REPORT

S.C

8/ 7/1981

CRUSHING

PRIM. TRUCKS 96 SEC. TONS 5881

GRINDING

MILL FEED MOIST DAY 1.90 M.T.D. 1.71
% OP.TIME DAY 98.72 M.T.D. 87.54
SCREEN ANAL.-TAILS DAY 25.20 % +100 51.20 % -200
M.T.D. 14.29 % +100 64.41 % -200

DAILY METALLURGICAL BALANCE

	TONS	ASSAYS				DISTRIBUTION			
		PB	ZN	FE	AG	PB	ZN	FE	AG
DRY FEED	8257.08	2.19	4.90	15.42	25.60	100.00	100.00	100.00	100.00
PB CONC.	209.82	51.37	7.46	8.21	450.20	59.61	3.87	1.37	42.7
ZN CONC.	552.44	2.64	51.14	9.53	44.40	8.07	69.83	4.18	11.1
TAILINGS	7494.81	.78	1.42	15.88	13.60	32.33	26.30	94.45	46.1

MONTH TO DATE METALLURGICAL BALANCE

	TONS	ASSAYS				DISTRIBUTION			
		PB	ZN	FE	AG	PB	ZN	FE	AG
DRY FEED	55664.30	2.01	4.38	17.55	24.36	100.00	100.00	100.00	100.00
PB CONC.	1344.07	49.73	8.82	7.87	424.03	59.78	4.87	1.08	42.0
ZN CONC.	3368.37	2.31	51.68	9.73	43.51	6.95	71.47	3.35	10.8
TAILINGS	50951.86	.73	1.13	18.33	12.55	33.27	23.66	95.56	47.1

CONCENTRATES FILTERED

WMT	DAILY		MONTH TO DATE	
	PB	ZN	PB	ZN
	458.00	644.00	2930.00	4390.00

c.c. ~~Geology~~
Mill Shifter
D. MacDonald

J.K. Carrington
Met Techs.
A. McIntyre
A.B. Cron

R.C. Smith
G.W. Chapman
P.J. Brown

CYPRUS ANVIL

S.

DATE: 7/ 7/198

DAILY LOAD OUT

	WMT	% MOIST.	DMT	PB	ZN	FE	AG
LEAD	235.48	6.40	220.41	50.33	9.27	7.38	501.40
ZINC	1119.39	7.34	1037.23	2.70	51.29	10.01	38.90
TOTAL	1354.87		1257.64				

ASSAYS

MONTH TO DATE

	WMT	% MOIST.	DMT	PB	ZN	FE	AG
LEAD	2157.93	5.66	2035.80	50.29	8.91	8.73	420.39
ZINC	4447.98	6.74	4148.40	2.44	49.83	10.08	50.50
TOTAL	6605.91		6184.21				

ASSAYS

DATE: 8/ 7/198

DAILY LOAD OUT

	WMT	% MOIST.	DMT	PB	ZN	FE	AG
LEAD	1269.51	5.90	1194.61	44.18	9.46	10.44	390.70
ZINC	455.56	7.30	422.30	2.89	51.26	9.80	47.30
TOTAL	1725.07		1616.91				

ASSAYS

MONTH TO DATE

	WMT	% MOIST.	DMT	PB	ZN	FE	AG
LEAD	3427.44	5.75	3230.41	48.03	9.12	9.36	409.41
ZINC	4903.54	6.79	4570.71	2.48	49.96	10.06	50.20
TOTAL	8330.98		7801.12				

ASSAYS

c.c. Geology
 B. Cooper
 Mill Shifter
 D. MacDonald

J.K. Carrington
 Met Techs.
 A. McIntyre
 A.B. Cron

R.C. Smith
 G.W. Chapman
 P.J. Brown

CYPRUS ANVIL

CYPRUS ANVIL MINING CORP. DAILY PRODUCTION REPORT

S.C.

6/7/1981

CRUSHING

PRIM. TRUCKS 10 SEC. TONS 4190

GRINDING

MILL FEED MOIST DAY .80 M.T.D. 1.56
 % OP.TIME DAY 98.14 M.T.D. 83.93
 SCREEN ANAL.-TAILS DAY 10.40 %+100 69.70 %-200
 M.T.D. 11.80 %+100 67.71 %-200

DAILY METALLURGICAL BALANCE

	TONS	ASSAYS				DISTRIBUTION			
		PB	ZN	FE	AG	PB	ZN	FE	AG
DRY FEED	6761.47	2.20	4.85	16.35	30.80	100.00	100.00	100.00	100.00
PB CONC.	189.98	58.54	5.75	5.96	537.40	74.77	3.33	1.01	52.16
ZN CONC.	431.22	1.87	51.87	9.79	41.80	5.42	68.21	3.77	9.21
TAILINGS	6140.27	.48	1.52	17.38	12.30	19.81	28.46	95.22	38.60

MONTH TO DATE METALLURGICAL BALANCE

	TONS	ASSAYS				DISTRIBUTION			
		PB	ZN	FE	AG	PB	ZN	FE	AG
DRY FEED	39643.98	1.96	4.29	17.78	23.92	100.00	100.00	100.00	100.00
PB CONC.	972.47	49.24	9.09	7.67	415.81	61.73	5.20	1.06	42.65
ZN CONC.	2376.18	1.80	52.07	9.78	40.35	5.52	72.73	3.30	10.11
TAILINGS	36295.33	.70	1.03	18.57	12.34	32.75	22.07	95.65	47.24

CONCENTRATES FILTERED

	DAILY		MONTH TO DATE	
	PB	ZN	PB	ZN
WMT	433.00	746.00	2042.00	3193.00

c.c. Geology J.K. Carrington
 B. Cooper Met Techs.
 Mill Shifter A. McIntyre
 D. MacDonald A.B. Cron

R.C. Smith
 G.W. Chapman
 P.J. Brown

CYPRUS ANVIL

J Book

S.C

5/7/1981

CYPRUS ANVIL MINING CORP. DAILY PRODUCTION REPORT

CRUSHING

PRIM. TRUCKS 12 SEC. TONS 4452

GRINDING

MILL FEED MOIST DAY 1.70 M.T.D. 1.71
 % OP.TIME DAY 75.58 M.T.D. 81.09
 SCREEN ANAL.-TAILS DAY 9.90 %+100 71.10 %-200
 M.T.D. 12.08 %+100 67.31 %-200

DAILY METALLURGICAL BALANCE

	ASSAYS				DISTRIBUTION				
	TONS	PB	ZN	FE	AG	PB	ZN	FE	AG
DRY FEED	5808.55	1.91	4.35	17.02	22.90	100.00	100.00	100.00	100.00
PB CONC.	140.06	46.54	5.92	7.34	382.30	58.76	3.28	1.13	41.00
ZN CONC.	342.79	3.25	53.27	9.32	54.60	10.04	72.27	3.52	14.30
TAILINGS	5325.70	.65	1.16	16.27	10.90	31.20	24.45	95.35	44.50

MONTH TO DATE METALLURGICAL BALANCE

	ASSAYS				DISTRIBUTION				
	TONS	PB	ZN	FE	AG	PB	ZN	FE	AG
DRY FEED	32882.50	1.91	4.18	18.03	22.89	100.00	100.00	100.00	100.00
PB CONC.	782.49	46.98	9.91	8.09	386.28	58.64	5.64	1.07	40.10
ZN CONC.	1944.96	1.79	52.12	9.77	40.03	5.54	73.82	3.21	10.30
TAILINGS	30155.06	.74	.94	18.82	12.35	35.82	20.54	95.73	49.40

CONCENTRATES FILTERED

	DAILY		MONTH TO DATE	
	PB	ZN	PB	ZN
WMT	293.00	451.00	1609.00	2447.00

c.c. Geology J.K. Carrington
 [REDACTED] Met Techs.
 Mill Shifter A. McIntyre
 D. MacDonald A.B. Cron

R.C. Smith
 G.W. Chapman
 P.J. Brown

CYPRUS ANVIL

S.C.

DATE: 3/ 7/198

DAILY LOAD OUT

	WMT	% MOIST.	DMT
LEAD	406.36	5.38	384.50
ZINC	601.84	6.84	560.67
TOTAL	1008.20		945.17

ASSAYS

	PB	ZN	FE	AG
	49.55	8.95	9.06	432.60
	1.92	51.88	9.92	43.90

MONTH TO DATE

	WMT	% MOIST.	DMT
LEAD	1922.45	5.57	1815.39
ZINC	2098.94	6.63	1959.72
TOTAL	4021.39		3775.11

ASSAYS

	PB	ZN	FE	AG
	50.29	8.87	8.89	410.56
	2.83	47.81	10.37	63.22

DATE: 4/ 7/198

DAILY LOAD OUT

	WMT	% MOIST.	DMT
LEAD	0.00	0.00	0.00
ZINC	88.17	6.34	82.58
TOTAL	88.17		82.58

ASSAYS

	PB	ZN	FE	AG
	0.00	0.00	0.00	0.00
	1.26	51.91	9.62	32.70

MONTH TO DATE

	WMT	% MOIST.	DMT
LEAD	1922.45	5.57	1815.39
NC	2187.11	6.62	2042.30
TOTAL	4109.56		3857.69

ASSAYS

	PB	ZN	FE	AG
	50.29	8.87	8.89	410.56
	2.77	47.98	10.34	61.99

DATE: 6/ 7/198

DAILY LOAD OUT

	WMT	% MOIST.	DMT
LEAD	0.00	0.00	0.00
ZINC	1141.48	6.36	1068.88
TOTAL	1141.48		1068.88

ASSAYS

	PB	ZN	FE	AG
	0.00	0.00	0.00	0.00
	1.56	51.93	9.66	39.80

MONTH TO DATE

	WMT	% MOIST.	DMT
LEAD	1922.45	5.57	1815.39
ZINC	3328.59	6.53	3111.18
TOTAL	5251.04		4926.57

ASSAYS

	PB	ZN	FE	AG
	50.29	8.87	8.89	410.56
	2.35	49.34	10.11	54.36

c.c. Geology
 [REDACTED]
 Hill Shiffer
 D. MacDonald

J.K. Carrington
 Met Techs.
 A. McIntyre
 A.B. Cron

R.C. Smith
 G.W. Chapman
 P.J. Brown

J Bruh.

JUL 13 1981

S.C.

CYPRUS ANVIL MINING CORP. DAILY PRODUCTION REPORT

1/ 7/1981

CRUSHING

PRIM. TRUCKS 36 SEC. TONS 1744

GRINDING

MILL FEED MOIST DAY 3.30 M.T.D. 3.30
% OP. TIME DAY 32.99 M.T.D. 32.99
SCREEN ANAL. -TAILS DAY 18.90 % +100 56.60 % -200
M.T.D. 18.90 % +100 56.60 % -200

DAILY METALLURGICAL BALANCE

ASSAYS

DISTRIBUTION

	TONS	PB	ZN	FE	AG	PB	ZN	FE	AG
DRY FEED	3076.99	2.38	4.57	22.15	27.10	100.00	100.00	100.00	100.00
PB CONC.	83.68	41.68	19.20	8.61	373.90	47.63	11.43	1.04	39.35
ZN CONC.	200.11	1.30	52.75	9.92	33.00	3.55	75.07	2.86	8.31
TAILINGS	2793.20	1.28	.68	23.92	14.90	48.82	13.51	96.11	52.34

MONTH TO DATE METALLURGICAL BALANCE

ASSAYS

DISTRIBUTION

	TONS	PB	ZN	FE	AG	PB	ZN	FE	AG
DRY FEED	3076.99	2.38	4.57	22.59	25.84	100.00	100.00	100.00	100.00
PB CONC.	83.68	41.68	19.20	8.61	373.90	47.63	11.43	1.04	39.35
ZN CONC.	200.11	1.30	52.75	9.92	33.00	3.55	75.07	2.86	8.31
TAILINGS	2793.20	1.28	.68	23.92	14.90	48.82	13.51	96.11	52.34

CONCENTRATES FILTERED

DAILY

MONTH TO DATE

	PB	ZN	PB	ZN
WMT	101.00	156.00	101.00	156.00

c.c. Geology
B. Cooper
Mill Shifter
D. MacDonald

J.K. Carrington
Met Techs.
A. McIntyre
A.B. Cron

R.C. Smith
G.W. Chapman
P.J. Brown

CYPRUS ANVIL

CYPRUS ANVIL MINING CORP. DAILY PRODUCTION REPORT

S.C.

2/ 7/1981

CRUSHING

PRIM. TRUCKS 75 SEC. TONS 4860
 GRINDING

NOTE: Zn SCAV TAILS ASSAY
 IN PLACE OF ERRONEOUS
 FINAL TAILS ASSAY.

MILL FEED MOIST DAY 2.50 M.T.D. 2.70
 % OP.TIME DAY 99.43 M.T.D. 66.21
 SCREEN ANAL.-TAILS DAY 14.80 %+100 62.80 %-200
 M.T.D. 15.85 %+100 61.22 %-200

DAILY METALLURGICAL BALANCE

ASSAYS

DISTRIBUTION

	TONS	PB	ZN	FE	AG	PB	ZN	FE	AG
DRY FEED	9064.58	2.24	4.83	20.67	18.90	100.00	100.00	100.00	100.00
PB CONC.	241.15	48.58	13.67	7.05	369.90	57.70	7.53	.92	36.25
ZN CONC.	664.94	1.63	52.42	10.12	39.60	5.34	79.61	3.64	10.70
TAILINGS	8158.49	.92	.69	21.63	16.00	36.97	12.86	95.44	53.05

MONTH TO DATE METALLURGICAL BALANCE

ASSAYS

DISTRIBUTION

	TONS	PB	ZN	FE	AG	PB	ZN	FE	AG
DRY FEED	12141.57	2.28	4.76	20.95	26.82	100.00	100.00	100.00	100.00
PB CONC.	324.83	46.80	15.09	7.45	370.93	55.03	8.48	.95	37.01
ZN CONC.	865.05	1.55	52.50	10.07	38.07	4.86	78.51	3.43	10.12
TAILINGS	10951.69	1.01	.69	22.21	15.72	40.11	13.02	95.62	52.88

CONCENTRATES FILTERED

DAILY

MONTH TO DATE

	PB	ZN	PB	ZN
WMT	289.00	621.00	390.00	777.00

c.c. Geology J.K. Carrington
 B. Cooper Met Techs.
 Mill Shifter A. McIntyre
 D. MacDonald A.B. Cron

R.C. Smith
 G.W. Chapman
 P.J. Brown

CYPRUS ANVIL

CYPRUS ANVIL MINING CORP. DAILY PRODUCTION REPORT

S.C.

3/7/1981

CRUSHING

PRIM. TRUCKS 127 SEC. TONS 6648

GRINDING

MILL FEED MOIST DAY .90 M.T.D. 2.03
 % OP.TIME DAY 98.49 M.T.D. 76.97
 SCREEN ANAL.-TAILS DAY 11.00 %+100 67.40 %-200
 M.T.D. 13.97 %+100 63.61 %-200

DAILY METALLURGICAL BALANCE

	TONS	ASSAYS				DISTRIBUTION			
		PB	ZN	FE	AG	PB	ZN	FE	AG
DRY FEED	7429.53	1.62	3.58	18.07	27.30	100.00	100.00	100.00	100.00
PB CONC.	166.30	47.27	5.79	9.96	410.70	65.31	3.62	1.34	43.46
ZN CONC.	335.47	1.50	51.84	9.66	35.60	4.18	65.38	2.63	7.60
TAILINGS	6927.76	.53	1.19	17.09	11.10	30.51	31.00	96.03	48.94

MONTH TO DATE METALLURGICAL BALANCE

	TONS	ASSAYS				DISTRIBUTION			
		PB	ZN	FE	AG	PB	ZN	FE	AG
DRY FEED	19571.10	2.03	4.31	19.30	24.66	100.00	100.00	100.00	100.00
PB CONC.	491.13	46.96	11.94	8.30	384.40	58.15	6.95	1.08	39.11
ZN CONC.	1200.52	1.54	52.31	9.96	37.38	4.66	74.37	3.17	9.30
TAILINGS	17879.45	.83	.88	20.23	13.93	37.19	18.68	95.76	51.59

CONCENTRATES FILTERED

	DAILY		MONTH TO DATE	
	PB	ZN	PB	ZN
WMT	453.00	575.00	843.00	1352.00

c.c. Geology J.K. Carrington
 B. Cooper Met Techs.
 Mill Shifter A. McIntyre
 D. MacDonald A.B. Cron

R.C. Smith
 G.W. Chapman
 P.J. Brown

CYPRUS ANVIL

S.C.

CYPRUS ANVIL MINING CORP. DAILY PRODUCTION REPORT

4/ 7/1981

CRUSHING

PRIM. TRUCKS 86 SEC. TONS 4800

GRINDING

MILL FEED MOIST DAY .90 M.T.D. 1.72
 % OP.TIME DAY 98.96 M.T.D. 82.47
 SCREEN ANAL.-TAILS DAY 8.90 % +100 73.90 % -200
 M.T.D. 12.55 % +100 66.49 % -200

DAILY METALLURGICAL BALANCE

ASSAYS

DISTRIBUTION

	TONS	PB	ZN	FE	AG	PB	ZN	FE	AG
DRY FEED	7502.86	1.59	3.68	17.78	19.80	100.00	100.00	100.00	100.00
PB CONC.	151.30	47.43	6.98	8.08	396.10	60.15	3.82	.98	42.95
ZN CONC.	401.65	1.28	50.54	9.61	35.50	4.31	73.52	3.11	10.22
TAILINGS	6949.91	.61	.90	17.14	9.40	35.54	22.65	95.91	46.83

MONTH TO DATE METALLURGICAL BALANCE

ASSAYS

DISTRIBUTION

	TONS	PB	ZN	FE	AG	PB	ZN	FE	AG
DRY FEED	27073.96	1.91	4.14	18.54	22.98	100.00	100.00	100.00	100.00
PB CONC.	642.42	47.07	10.77	8.25	387.15	58.61	6.18	1.06	39.97
ZN CONC.	1602.17	1.47	51.87	9.87	36.91	4.58	74.16	3.15	9.50
TAILINGS	24829.36	.76	.89	19.36	12.66	36.81	19.66	95.79	50.52

CONCENTRATES FILTERED

DAILY

MONTH TO DATE

	PB	ZN	PB	ZN
WMT	473.00	644.00	1316.00	1996.00

c.c. Geology J.K. Carrington
 B. Cooper Met Techs.
 Mill Shifter A. McIntyre
 D. MacDonald A.B. Cron

R.C. Smith
 G.W. Chapman
 P.J. Brown

CYPRUS ANVIL

5.0

DATE: 1/ 7/1981

DAILY LOAD OUT

	WMT	% MOIST.	DMT	PB	ZN	FE	AG
LEAD	362.21	6.70	337.94	50.72	8.85	8.43	409.60
ZINC	1175.67	5.88	1106.54	2.95	46.44	10.58	71.80
TOTAL	1537.88		1444.48				

ASSAYS

MONTH TO DATE

	WMT	% MOIST.	DMT	PB	ZN	FE	AG
LEAD	362.21	6.70	337.94	50.72	8.85	8.43	409.60
ZINC	1175.67	5.88	1106.54	2.95	46.44	10.58	71.80
TOTAL	1537.88		1444.48				

ASSAYS

DATE: 2/ 7/1981

DAILY LOAD OUT

	WMT	% MOIST.	DMT	PB	ZN	FE	AG
LEAD	1153.88	5.28	1092.96	50.41	8.85	8.97	403.10
ZINC	321.43	9.00	292.50	4.13	45.22	10.46	67.80
TOTAL	1475.31		1385.46				

ASSAYS

MONTH TO DATE

	WMT	% MOIST.	DMT	PB	ZN	FE	AG
LEAD	1516.09	5.62	1430.90	50.48	8.85	8.84	404.64
ZINC	1497.10	6.55	1399.04	3.20	46.18	10.55	70.96
TOTAL	3013.19		2829.94				

ASSAYS

c.c. Geology
 B. Cooper
 Mill Shifter
 D. MacDonald

J.K. Carrington
 Met Techs.
 A. McIntyre
 A.B. Cron

R.C. Smith
 G.W. Chapman
 P.J. Brown

J. Buck

CYPRUS ANVIL MINING CORP. DAILY PRODUCTION REPORT

S.C.
30/ 6/1981

CRUSHING

PRIM. TRUCKS 129 SEC. TONS 5309

GRINDING

MILL FEED MOIST DAY 1.70 M.T.D. 1.31
% OP.TIME DAY 99.31 M.T.D. 93.20
SCREEN ANAL.-TAILS DAY 19.40 %+100 56.30 %-200
M.T.D. 17.29 %+100 61.25 %-200

DAILY METALLURGICAL BALANCE

ASSAYS

DISTRIBUTION

	TONS	PB	ZN	FE	AG	PB	ZN	FE	AG
DRY FEED	9274.61	2.80	5.07	19.05	30.50	100.00	100.00	100.00	100.00
PB CONC.	327.31	51.19	11.39	8.14	454.30	64.52	7.93	1.41	51.23
ZN CONC.	681.76	2.24	51.38	10.23	47.60	5.88	74.49	3.69	11.18
TAILINGS	8265.54	.93	1.00	21.73	13.20	29.60	17.58	94.91	37.59

MONTH TO DATE METALLURGICAL BALANCE

ASSAYS

DISTRIBUTION

	TONS	PB	ZN	FE	AG	PB	ZN	FE	AG
DRY FEED	216442.85	2.43	4.71	15.88	32.93	100.00	100.00	100.00	100.00
PB CONC.	6845.22	55.49	6.60	6.87	541.65	72.15	4.43	1.37	52.02
ZN CONC.	14700.59	1.96	50.80	10.40	51.69	5.47	73.24	4.45	10.66
TAILINGS	194897.05	.60	1.17	16.61	13.65	22.38	22.33	94.18	37.32

CONCENTRATES FILTERED

DAILY

MONTH TO DATE

	PB	ZN	PB	ZN
WMT	459.00	712.00	13023.00	21708.00

c.c. Geology
[REDACTED]
Bill Shiffer
D. MacDonald

J.K. Carrington
Met Techs.
A. McIntyre
A.B. Cron

R.C. Smith
G.W. Chapman
P.J. Brown

CYPRUS ANVIL

S.C.

DATE: 30/ 6/1981

DAILY LOAD OUT

	WMT	% MOIST.	DMT	PB	ZN	FE	AG
LEAD	0.00	0.00	0.00	0.00	0.00	0.00	0.00
ZINC	1550.01	6.07	1455.92	2.92	46.91	10.87	66.90
TOTAL	1550.01		1455.92				

ASSAYS

MONTH TO DATE

	WMT	% MOIST.	DMT	PB	ZN	FE	AG
LEAD	9645.60	5.27	9137.28	52.58	6.89	7.06	528.90
ZINC	30869.97	6.38	28900.63	2.10	49.80	10.36	51.59
TOTAL	40515.57		38037.91				

ASSAYS

c.c. Geology
 B. Cooper Met Techs.
 Mill Shifter A. McIntyre
 D. MacDonald A.B. Cron

R.C. Smith
 G.W. Chapman
 P.J. Brown

DATE: 28/ 6/198

S.C.

DAILY LOAD OUT

	WMT	% MOIST.	DMT
LEAD	0.00	0.00	0.00
ZINC	1259.50	5.99	1184.06
TOTAL	1259.50		1184.06

ASSAYS

	PB	ZN	FE	AG
	0.00	0.00	0.00	0.00
	1.95	50.39	10.24	34.80

MONTH TO DATE

	WMT	% MOIST.	DMT
LEAD	9645.60	5.27	9137.28
ZINC	2785.62	6.40	26006.11
TOTAL	37431.22		35143.39

ASSAYS

	PB	ZN	FE	AG
	52.58	6.89	7.06	528.90
	2.04	50.08	10.32	50.61

DATE: 29/ 6/198

S.C.

DAILY LOAD OUT

	WMT	% MOIST.	DMT
LEAD	0.00	0.00	0.00
ZINC	1534.34	6.24	1438.60
TOTAL	1534.34		1438.60

ASSAYS

	PB	ZN	FE	AG
	0.00	0.00	0.00	0.00
	2.32	47.58	10.47	53.80

MONTH TO DATE

	WMT	% MOIST.	DMT
LEAD	9645.60	5.27	9137.28
ZINC	29319.96	6.40	27444.71
TOTAL	38965.56		36581.98

ASSAYS

	PB	ZN	FE	AG
	52.58	6.89	7.06	528.90
	2.05	49.95	10.33	50.77

c.c. Geology J.K. Carrington
 B. Cooper Met Techs.
 Mill Shifter A. McIntyre
 D. MacDonald A.B. Cron

R.C. Smith
 G.W. Chapman
 P.J. Brown

CYPRUS ANVIL

S.C.

DATE: 26/ 6/1981

DAILY LOAD OUT

	WMT	% MOIST.	DMT	PB	ZN	FE	AG
LEAD	0.00	0.00	0.00	0.00	0.00	0.00	0.00
ZINC	1749.40	6.99	1627.12	3.62	49.29	10.03	59.40
TOTAL	1749.40		1627.12				

ASSAYS

MONTH TO DATE

	WMT	% MOIST.	DMT	PB	ZN	FE	AG
LEAD	9645.60	5.27	9137.28	52.58	6.89	7.06	528.90
ZINC	24844.15	6.49	23232.26	2.04	50.13	10.33	51.47
TOTAL	34489.75		32369.53				

ASSAYS

DATE: 27/ 6/1981

S.C.

DAILY LOAD OUT

	WMT	% MOIST.	DMT	PB	ZN	FE	AG
LEAD	0.00	0.00	0.00	0.00	0.00	0.00	0.00
ZINC	1681.97	5.48	1589.80	2.07	49.18	10.31	49.80
TOTAL	1681.97		1589.80				

ASSAYS

MONTH TO DATE

	WMT	% MOIST.	DMT	PB	ZN	FE	AG
LEAD	9645.60	5.27	9137.28	52.58	6.89	7.06	528.90
ZINC	26526.12	6.42	24822.05	2.04	50.07	10.33	51.36
TOTAL	36171.72		33959.33				

ASSAYS

c.c. Geology
 B. Cooper
 Mill Shifter
 D. MacDonald

J.K. Carrington
 Met Techs.
 A. McIntyre
 A.B. Cron

R.C. Smith
 G.W. Chapman
 P.J. Brown

CYPRUS ANVIL

CYPRUS ANVIL MINING CORP. DAILY PRODUCTION REPORT

S.C.

28/ 6/1981

CRUSHING

PRIM. TRUCKS 88 SEC. TONS 5200

GRINDING

MILL FEED MOIST DAY 2.90 M.T.D. 1.30
 % OP.TIME DAY 99.08 M.T.D. 92.82
 SCREEN ANAL.-TAILS DAY 22.10 %+100 48.80 %-200
 M.T.D. 17.13 %+100 61.60 %-200

DAILY METALLURGICAL BALANCE

	TONS	ASSAYS				DISTRIBUTION			
		PB	ZN	FE	AG	PB	ZN	FE	AG
DRY FEED	8825.42	1.88	4.19	19.20	23.20	100.00	100.00	100.00	100.00
PB CONC.	239.75	47.71	8.28	10.22	393.70	68.94	5.37	1.42	46.18
ZN CONC.	529.56	1.06	53.91	9.92	35.80	3.38	77.20	3.04	9.28
TAILINGS	8056.11	.57	.80	20.46	11.30	27.68	17.43	95.54	44.54

MONTH TO DATE METALLURGICAL BALANCE

	TONS	ASSAYS				DISTRIBUTION			
		PB	ZN	FE	AG	PB	ZN	FE	AG
DRY FEED	199025.50	2.42	4.69	15.56	33.32	100.00	100.00	100.00	100.00
PB CONS.	6270.03	55.73	6.41	6.75	550.79	72.46	4.30	1.37	52.08
ZN CONC.	13448.95	1.95	50.76	10.42	52.28	5.43	73.17	4.53	10.60
TAILINGS	179306.52	.59	1.17	16.25	13.80	22.11	22.52	94.10	37.32

CONCENTRATES FILTERED

	DAILY		MONTH TO DATE	
	PB	ZN	PB	ZN
WMT	464.00	905.00	12115.00	20104.00

c.c. Geology J.K. Carrington
 B. Cooper Met Techs.
 Mill Shifter A. McIntyre
 D. MacDonald A.B. Cron

R.C. Smith
 G.W. Chapman
 P.J. Brown

CYPRUS ANVIL

CYPRUS ANVIL MINING CORP. DAILY PRODUCTION REPORT

S.C

27/ 6/1981

CRUSHING

PRIM. TRUCKS 106 SEC. TONS 3117

GRINDING

MILL FEED MOIST DAY .60 M.T.D. 1.22
 % OP.TIME DAY 93.40 M.T.D. 92.58
 SCREEN ANAL.-TAILS DAY 12.60 %+100 67.80 %-200
 M.T.D. 16.90 %+100 62.20 %-200

DAILY METALLURGICAL BALANCE

	ASSAYS					DISTRIBUTION			
	TONS	PB	ZN	FE	AG	PB	ZN	FE	AG
DRY FEED	6568.35	1.86	3.49	15.95	26.00	100.00	100.00	100.00	100.00
PB CONC.	152.62	52.99	8.43	7.94	476.00	66.20	5.61	1.14	46.50
ZN CONC.	279.60	<u>2.70</u>	51.27	10.22	53.10	6.18	62.53	2.70	9.50
TAILINGS	6136.13	<u>7.55</u>	1.19	16.59	11.20	27.62	31.85	96.16	43.99

MONTH TO DATE METALLURGICAL BALANCE

	ASSAYS					DISTRIBUTION			
	TONS	PB	ZN	FE	AG	PB	ZN	FE	AG
DRY FEED	190200.00	2.45	4.71	15.37	33.79	100.00	100.00	100.00	100.00
PB CONC.	6030.28	56.05	6.33	6.61	557.04	72.58	4.26	1.36	52.27
ZN CONC.	12919.39	1.98	50.63	10.45	52.96	5.51	73.01	4.62	10.65
TAILINGS	171250.41	.60	1.19	16.05	13.92	21.91	22.73	94.02	37.09

CONCENTRATES FILTERED

DAILY		MONTH TO DATE	
PB	ZN	PB	ZN
416.00	572.00	11651.00	19199.00

c.c. Geology J.K. Carrington
 B. Cooper Met Techs.
 Mill Shifter A. McIntyre
 D. MacDonald A.B. Cron

R.C. Smith
 G.W. Chapman
 P.J. Brown

CYPRUS ANVIL

CYPRUS ANVIL MINING CORP. DAILY PRODUCTION REPORT

S.C.

26/ 6/1981

CRUSHING

PRIM. TRUCKS 68 SEC. TONS 4347

GRINDING

MILL FEED MOIST DAY 2.50 M.T.D. 1.25
 % OP.TIME DAY 60.46 M.T.D. 92.55
 SCREEN ANAL.-TAILS DAY 13.60 %+100 65.80 %-200
 M.T.D. 17.06 %+100 61.99 %-200

DAILY METALLURGICAL BALANCE

	TONS	ASSAYS				DISTRIBUTION			
		PB	ZN	FE	AG	PB	ZN	FE	AG
DRY FEED	4502.55	1.68	4.23	19.25	17.70	100.00	100.00	100.00	100.00
PB CONC.	66.99	48.02	12.80	7.97	362.30	42.53	4.50	1.65	28.58
ZN CONC.	230.31	2.99	52.68	9.39	58.80	9.10	63.70	2.62	15.95
TAILINGS	4205.25	.87	1.44	19.00	11.20	48.37	31.79	96.74	55.47

MONTH TO DATE METALLURGICAL BALANCE

	TONS	ASSAYS				DISTRIBUTION			
		PB	ZN	FE	AG	PB	ZN	FE	AG
DRY FEED	183631.73	2.47	4.75	15.35	34.15	100.00	100.00	100.00	100.00
PB CONC.	5877.66	56.13	6.28	6.58	559.14	72.76	4.23	1.37	52.41
ZN CONC.	12639.79	1.97	50.62	10.45	52.96	5.49	73.28	4.69	10.67
TAILINGS	165114.27	.60	1.19	16.03	14.02	21.75	22.49	93.94	36.91

CONCENTRATES FILTERED

WMT	DAILY		MONTH TO DATE	
	PB	ZN	PB	ZN
	335.00	518.00	11235.00	18627.00

c.c. Geology J.K. Carrington R.C. Smith
 B. Cooper Met Techs. G.W. Chapman
 Mill Shifter A. McIntyre P.J. Brown
 D. MacDonald A.B. Cron

CYPRUS ANVIL

J Brnk.

S.C.

CYPRUS ANVIL MINING CORP. DAILY PRODUCTION REPORT

25/ 6/1981

CRUSHING

PRIM. TRUCKS 60 SEC. TONS 4200

GRINDING

MILL FEED MOIST DAY 1.00 M.T.D. 1.21
% OP.TIME DAY 98.96 M.T.D. 93.84
SCREEN ANAL.-TAILS DAY 13.20 %+100 66.00 %-200
M.T.D. 17.15 %+100 61.89 %-200

DAILY METALLURGICAL BALANCE

	TONS	ASSAYS				DISTRIBUTION			
		PB	ZN	FE	AG	PB	ZN	FE	AG
DRY FEED	7454.70	2.73	6.02	17.06	23.20	100.00	100.00	100.00	100.00
PB CONC.	208.13	56.48	8.57	6.51	387.10	57.76	3.97	1.10	45.42
ZN CONC.	733.47	2.84	50.85	9.96	36.10	10.24	83.11	5.91	14.93
TAILINGS	6513.10	1.00	.89	17.64	10.80	32.00	12.92	92.99	39.65

MONTH TO DATE METALLURGICAL BALANCE

	TONS	ASSAYS				DISTRIBUTION			
		PB	ZN	FE	AG	PB	ZN	FE	AG
DRY FEED	179129.18	2.49	4.77	15.27	34.53	100.00	100.00	100.00	100.00
PB CONC.	5810.67	56.22	6.20	6.56	561.41	73.27	4.22	1.39	52.74
ZN CONC.	12409.48	1.95	50.58	10.47	52.85	5.43	73.50	4.75	10.60
TAILINGS	160909.03	.59	1.18	15.95	14.09	21.30	22.28	93.86	36.66

CONCENTRATES FILTERED

WMT	DAILY		MONTH TO DATE	
	PB	ZN	PB	ZN
	427.00	960.00	10900.00	18109.00

c.c. Geology
B. Cooper Met Techs.
Mill Shifter A. McIntyre
D. MacDonald A.B. Cron

R.C. Smith
G.W. Chapman
P.J. Brown

CYPRUS ANVIL

S.C

DATE: 24/ 6/198

DAILY LOAD OUT

	WMT	% MOIST.	DMT	PB	ZN	FE	AG
LEAD	560.63	6.20	525.87	55.11	7.57	7.48	645.70
ZINC	531.49	6.37	497.63	3.99	46.80	10.75	79.30
TOTAL	1092.12		1023.51				

ASSAYS

MONTH TO DATE

	WMT	% MOIST.	DMT	PB	ZN	FE	AG
LEAD	9645.60	5.27	9137.47	52.58	6.89	7.06	528.90
ZINC	21304.53	6.50	19920.25	1.95	50.24	10.37	51.80
TOTAL	30950.13		29057.73				

ASSAYS

DATE: 25/ 6/198

DAILY LOAD OUT

	WMT	% MOIST.	DMT	PB	ZN	FE	AG
LEAD	0.00	0.00	0.00	0.00	0.00	0.00	0.00
ZINC	1790.22	5.93	1684.06	1.64	49.55	10.12	39.80
TOTAL	1790.22		1684.06				

ASSAYS

MONTH TO DATE

	WMT	% MOIST.	DMT	PB	ZN	FE	AG
LEAD	9645.60	5.27	9137.47	52.58	6.89	7.06	528.90
ZINC	23094.75	6.45	21604.31	1.92	50.19	10.35	50.87
TOTAL	32740.35		30741.79				

ASSAYS

c.c. Geology
 B. Cooper
 Mill Shifter
 D. MacDonald

J.K. Carrington
 Met Techs.
 A. McIntyre
 A.B. Cron

R.C. Smith
 G.W. Chapman
 P.J. Brown

CYPRUS ANML

JBruck

CYPRUS ANVIL MINING CORP. DAILY PRODUCTION REPORT

5.

23/ 6/1981

CRUSHING

PRIM. TRUCKS 150 SEC. TONS 2780

GRINDING

MILL FEED MOIST DAY 2.40 M.T.D. 1.24
% OP.TIME DAY 82.11 M.T.D. 93.35
SCREEN ANAL.-TAILS DAY 13.80 %+100 67.60 %-200
M.T.D. 17.29 %+100 61.76 %-200

DAILY METALLURGICAL BALANCE

ASSAYS

DISTRIBUTION

	TONS	PB	ZN	FE	AG	PB	ZN	FE	AG
DRY FEED	6107.81	2.78	3.43	14.24	39.70	100.00	100.00	100.00	100.00
PB CONC.	189.26	53.72	9.35	7.97	612.70	59.88	8.45	1.69	41.56
ZN CONC.	219.05	4.30	46.45	11.59	106.80	5.55	48.57	2.84	8.39
TAILINGS	5699.49	1.03	1.58	14.95	24.50	34.57	42.98	95.47	50.05

MONTH TO DATE METALLURGICAL BALANCE

ASSAYS

DISTRIBUTION

	TONS	PB	ZN	FE	AG	PB	ZN	FE	AG
DRY FEED	163869.36	2.44	4.58	15.21	35.23	100.00	100.00	100.00	100.00
PB CONC.	5255.97	56.11	6.10	6.60	579.05	73.78	4.27	1.39	52.72
ZN CONC.	10822.63	1.95	50.44	10.55	55.66	5.29	72.79	4.58	10.44
TAILINGS	147790.77	.57	1.16	15.86	14.39	20.93	22.94	94.03	36.84

CONCENTRATES FILTERED

DAILY

MONTH TO DATE

	PB	ZN	PB	ZN
WMT	452.00	770.00	10020.00	16523.00

c.c. Geology
[Redacted]
Mill Shifter
D. MacDonald

J.K. Carrington
Met Techs.
A. McIntyre
A.B. Cron

R.C. Smith
G.W. Chapman
P.J. Brown

CYPRUS ANVIL MINING CORP. DAILY PRODUCTION REPORT

S.C

24/ 5/1981

CRUSHING

PRIM. TRUCKS 88 SEC. TONS 6551

GRINDING

MILL FEED MOIST DAY .90 M.T.D. 1.22
 % OP.TIME DAY 99.89 M.T.D. 93.62
 SCREEN ANAL.-TAILS DAY 17.90 %+100 60.70 %-200
 M.T.D. 17.31 %+100 61.72 %-200

DAILY METALLURGICAL BALANCE

	TONS	ASSAYS				DISTRIBUTION			
		PB	ZN	FE	AG	PB	ZN	FE	AG
DRY FEED	7805.12	3.31	7.58	15.88	27.40	100.00	100.00	100.00	100.00
PB CONC.	346.57	57.80	6.35	6.04	398.60	77.54	3.72	1.76	58.59
ZN CONC.	853.38	1.15	52.12	9.90	31.60	3.80	75.18	7.12	11.44
TAILINGS	6605.16	.73	1.89	16.38	10.70	18.66	21.10	91.12	29.97

MONTH TO DATE METALLURGICAL BALANCE

	TONS	ASSAYS				DISTRIBUTION			
		PB	ZN	FE	AG	PB	ZN	FE	AG
DRY FEED	171674.48	2.48	4.71	15.21	35.00	100.00	100.00	100.00	100.00
PB CONC.	5602.54	56.21	6.11	6.56	567.89	74.01	4.23	1.41	52.95
ZN CONC.	11676.01	1.89	50.56	10.50	53.90	5.20	72.96	4.70	10.47
TAILINGS	154395.93	.57	1.20	15.88	14.23	20.79	22.80	93.90	36.57

CONCENTRATES FILTERED

WMT	DAILY		MONTH TO DATE	
	PB	ZN	PB	ZN
	453.00	626.00	10473.00	17149.00

c.c. Geology
 B. Cooper
 Hill Shifter
 D. MacDonald

J.K. Carrington
 Met. Techs.
 A. McIntyre
 A.B. Cron

R.C. Smith
 G.W. Chapman
 P.J. Brown

CYPRUS ANVIL

5.e

DATE: 22/ 6/198

DAILY LOAD OUT

ASSAYS

*****			*****				
	WMT	% MOIST.	DMT	PB	ZN	FE	AG
LEAD	462.44	4.50	441.63	59.12	8.36	7.09	790.00
ZINC	1267.77	6.90	1180.29	4.56	46.03	10.94	91.40
TOTAL	1730.21		1621.92				

MONTH TO DATE

ASSAYS

*****			*****				
	WMT	% MOIST.	DMT	PB	ZN	FE	AG
LEAD	8726.86	5.39	8256.72	52.53	6.73	6.91	517.27
ZINC	20050.52	6.54	18739.33	1.76	50.56	10.31	49.37
TOTAL	28777.38		26996.05				

DATE: 23/ 6/198

DAILY LOAD OUT

ASSAYS

*****			*****				
	WMT	% MOIST.	DMT	PB	ZN	FE	AG
LEAD	358.11	.90	354.89	49.90	9.57	9.88	626.40
ZINC	722.52	5.43	683.29	5.51	43.93	11.62	98.60
TOTAL	1080.63		1038.17				

MONTH TO DATE

ASSAYS

*****			*****				
	WMT	% MOIST.	DMT	PB	ZN	FE	AG
LEAD	9084.97	5.21	8611.60	52.43	6.85	7.03	521.76
ZINC	20773.04	6.50	19422.62	1.90	50.33	10.36	51.10
TOTAL	29858.01		28034.22				

c.c. Geology	J.K. Carrington	R.C. Smith
B. Cooper	Met Techs.	G.W. Chapman
Bill Shifter	A. McIntyre	P.J. Brown
D. MacDonald	A.B. Cron	

I Brub.

CYPRUS ANVIL MINING CORP. DAILY PRODUCTION REPORT

S.C.

2 / 6 / 1981

CRUSHING

PRIM. TRUCKS 127 SEC. TONS 5200

GRINDING

MILL FEED MOIST DAY 2.90 M.T.D. 1.17
% OF TIME DAY 100.00 M.T.D. 93.58
SCREEN ANAL. -TAILS DAY 13.30 % +100 66.90 % -200
M.T.D. 17.49 % +100 61.45 % -200

DAILY METALLURGICAL BALANCE

ASSAYS

DISTRIBUTION

	TONS	PB	ZN	FE	AG	PB	ZN	FE	AG
DRY FEED	8211.75	3.56	3.76	18.26	59.70	100.00	100.00	100.00	100.00
PB CONC.	355.96	59.17	8.51	7.77	732.40	72.05	9.81	1.96	55.31
ZN CONC.	242.95	7.00	44.43	11.39	155.90	5.82	34.96	1.96	8.03
TAILINGS	7612.84	.85	2.24	17.82	22.70	22.14	55.23	96.08	36.66

MONTH TO DATE METALLURGICAL BALANCE

ASSAYS

DISTRIBUTION

	TONS	PB	ZN	FE	AG	PB	ZN	FE	AG
DRY FEED	149461.10	2.03	4.62	15.14	32.86	100.00	100.00	100.00	100.00
PB CONC.	4584.44	55.98	5.82	6.42	558.53	73.76	3.86	1.30	52.14
ZN CONC.	10078.54	1.83	50.61	10.50	52.81	5.31	73.88	4.67	10.84
TAILINGS	134798.12	.54	1.14	15.78	13.49	20.93	22.26	94.02	37.03

CONCENTRATES FILTERED

DAILY

MONTH TO DATE

	PB	ZN	PB	ZN
WMT	485.00	316.00	9037.00	14986.00

c.c. Geology
[Redacted]
Mill Shifter
D. MacDonald

J.K. Carrington
Met Techs.
A. McIntyre
A.B. Cron

R.C. Smith
G.W. Chapman
P.J. Brown

CYPRUS ANVIL MINING CORP. DAILY PRODUCTION REPORT

S.C.

20/6/1981

CRUSHING

PRIM. TRUCKS 138 SEC. TONS 5000

GRINDING

MILL FEED MOIST DAY 2.50 M.T.D. 1.06
 % OP. TIME DAY 97.35 M.T.D. 93.26
 SCREEN ANAL. -TAILS DAY 18.10 % +100 61.70 % -200
 M.T.D. 17.74 % +100 61.12 % -200

DAILY METALLURGICAL BALANCE

ASSAYS

DISTRIBUTION

	TONS	PB	ZN	FE	AG	PB	ZN	FE	AG
DRY FEED	9125.03	3.43	3.85	15.84	62.30	100.00	100.00	100.00	100.00
PB CONC.	332.86	67.71	4.12	3.57	860.90	72.01	3.90	.89	53.50
ZN CONC.	436.62	5.33	43.64	11.15	116.80	7.44	54.24	3.63	9.52
TAILINGS	8355.54	.77	1.76	15.31	23.70	20.56	41.86	95.48	36.97

MONTH TO DATE METALLURGICAL BALANCE

ASSAYS

DISTRIBUTION

	TONS	PB	ZN	FE	AG	PB	ZN	FE	AG
DRY FEED	141249.36	2.26	4.67	15.02	31.43	100.00	100.00	100.00	100.00
PB CONC.	4228.48	55.71	5.59	6.31	543.89	73.92	3.59	1.26	51.80
ZN CONC.	9835.59	1.70	50.76	10.47	50.26	5.26	75.70	4.86	11.13
TAILINGS	127185.28	.52	1.07	15.66	12.94	20.82	20.72	93.89	37.07

CONCENTRATES FILTERED

DAILY

MONTH TO DATE

	PB	ZN	PB	ZN
WMT	429.00	497.00	8552.00	14670.00

C.C. Geology J.K. Carrington
 B. Cooper Met Techs.
 Mill Shifter A. McIntyre
 D. MacDonald A.B. Cron

R.C. Smith
 G.W. Chapman
 P.J. Brown

CYPRUS ANVIL

CYPRUS ANVIL MINING CORP. DAILY PRODUCTION REPORT

19/ 6/1981

CRUSHING

PRIM. TRUCKS 147 SEC. TONS 5907

GRINDING

MILL FEED MOIST DAY 1.50 M.T.D. .96
 % OP.TIME DAY 97.46 M.T.D. 93.04
 SCREEN ANAL. -TAILS DAY 18.50 %+100 62.60 %-200
 M.T.D. 17.71 %+100 61.08 %-200

DAILY METALLURGICAL BALANCE

	ASSAYS					DISTRIBUTION			
	TONS	PB	ZN	FE	AG	PB	ZN	FE	AG
DRY FEED	8361.67	2.34	4.00	13.78	42.70	100.00	100.00	100.00	100.00
PB CONC.	242.74	55.66	7.21	6.33	676.00	69.05	5.23	1.32	47.16
ZN CONC.	460.39	2.34	51.38	9.89	66.70	5.51	70.72	3.90	8.82
TAILINGS	7658.53	.65	1.05	14.44	20.00	25.44	24.04	94.78	44.02

MONTH TO DATE METALLURGICAL BALANCE

	ASSAYS					DISTRIBUTION			
	TONS	PB	ZN	FE	AG	PB	ZN	FE	AG
DRY FEED	132124.33	2.18	4.73	15.04	29.55	100.00	100.00	100.00	100.00
PB CONC.	3895.62	54.69	5.72	6.54	516.81	74.13	3.57	1.28	51.57
ZN CONC.	9398.97	1.54	51.09	10.44	47.17	5.02	76.90	4.94	11.36
TAILINGS	118829.74	.50	1.03	15.69	12.18	20.85	19.53	93.78	37.08

CONCENTRATES FILTERED

	DAILY		MONTH TO DATE	
	PB	ZN	PB	ZN
WMT	479.00	695.00	8123.00	14173.00

c.c. Geology J.K. Carrington
 B. Cooper Met Techs.
 Mill Shifter A. McIntyre
 D. MacDonald A.B. Cron

R.C. Smith
 G.W. Chapman
 P.J. Brown

CYPRUS ANVIL

JBrnk

CYPRUS ANVIL MINING CORP. DAILY PRODUCTION REPORT

S.C.

18/ 6/1981

CRUSHING

PRIM. TRUCKS 75 SEC. TONS 4046

GRINDING

MILL FEED MOIST DAY 1.20 M.T.D. .93
% OP.TIME DAY 97.22 M.T.D. 92.80
SCREEN ANAL.-TAILS DAY 13.90 %+100 66.50 %-200
M.T.D. 17.66 %+100 60.98 %-200

DAILY METALLURGICAL BALANCE

	TONS	ASSAYS				DISTRIBUTION			
		PB	ZN	FE	AG	PB	ZN	FE	AG
DRY FEED	7208.45	2.34	3.97	13.02	38.20	100.00	100.00	100.00	100.00
PB CONC.	224.78	54.46	4.21	4.43	613.60	72.57	3.31	1.11	47.64
ZN CONC.	464.46	1.82	48.91	10.08	78.09	5.01	79.38	5.23	12.51
TAILINGS	6519.21	.58	.76	12.87	17.59	22.42	17.31	93.66	39.85

MONTH TO DATE METALLURGICAL BALANCE

	TONS	ASSAYS				DISTRIBUTION			
		PB	ZN	FE	AG	PB	ZN	FE	AG
DRY FEED	123762.67	2.16	4.78	15.12	28.74	100.00	100.00	100.00	100.00
PB CONC.	3652.88	54.62	5.62	6.56	506.23	74.50	3.47	1.28	52.00
ZN CONC.	8938.58	1.49	51.08	10.47	46.17	4.99	77.25	5.00	11.60
TAILINGS	111171.21	.49	1.02	15.77	11.64	20.51	19.27	93.72	36.40

CONCENTRATES FILTERED

WMT	DAILY		MONTH TO DATE	
	PB	ZN	PB	ZN
	460.00	672.00	7644.00	13478.00

S.C.

DATE: 17/ 6/1981

DAILY LOAD OUT

	WMT	% MOIST.	DMT	PB	ZN	FE	AG
LEAD	0.00	0.00	0.00	0.00	0.00	0.00	0.00
ZINC	1472.75	5.16	1396.76	1.93	50.13	10.00	58.20
TOTAL	1472.75		1396.76				

ASSAYS

MONTH TO DATE

	WMT	% MOIST.	DMT	PB	ZN	FE	AG
LEAD	7151.08	5.45	6761.35	52.86	6.55	6.88	494.07
ZINC	15062.47	6.50	14082.76	1.57	50.75	10.35	45.60
TOTAL	22213.55		20844.11				

ASSAYS

DAILY LOAD OUT

	WMT	% MOIST.	DMT	PB	ZN	FE	AG
LEAD	532.77	4.10	510.93	45.96	7.50	7.34	498.90
ZINC	1141.22	5.85	1074.46	1.67	52.17	10.01	71.50
TOTAL	1673.99		1585.39				

ASSAYS

MONTH TO DATE

	WMT	% MOIST.	DMT	PB	ZN	FE	AG
LEAD	7683.85	5.36	7272.27	52.38	6.62	6.91	494.41
ZINC	16203.69	6.46	15157.22	1.58	50.85	10.33	47.43
TOTAL	23887.54		22429.49				

ASSAYS

c.c. Geology
 B. Cooper
 Mill Shifter
 D. MacDonald

J.K. Carrington
 Met Techs.
 A. McIntyre
 A.B. Cron

R.C. Smith
 G.W. Chapman
 P.J. Brown

CYPRUS ANVIL

INVENTORY METALLURGICAL BALANCE

15/ 6/1981

J. Bush 5

	W.M.T. CONCENTRATES	
	LEAD	ZINC
INVENTORY 31/ 5/ 2400 HRS.	3400	17067
INVENTORY 15/ 6/ 1430 HRS. LOAD OUT	842	2018
STORAGE PAD	0	12583
RECLAIM PILE	0	0
WEST YARD	0	0
TOTAL	842	14601
PRODUCTION	114	244
TRUCKING	-631	-86
CALCULATED INVENTORY 15/ 6/ 2400 HRS.	325	14759
INVENTORY CHANGE	-3075	-2308
CONCENTRATES SHIPPED	7151	12133
ACTUAL PRODUCTION W.M.T.	4076	9825
MOISTURE % H2O	5.5	6.6

CALCULATION OF MILL FEED GRADE

METAL TONS IN DRY CONC'S AND TAILS	PB	ZN	FE	AG(KG'S)
LEAD CONCENTRATE	2037.4	252.5	265.2	1904.3
ZINC CONCENTRATE	139.5	4664.3	956.0	401.8
TAILINGS	431.7	980.3	14623.3	972.2
TOTALS	2608.5	5897.0	15844.4	3278.3

FEED GRADE

RECOVERIES

	MET. BAL.	DPR. BAL.		MET. BAL.	DPR. BAL.
LEAD	2.53	2.14	LEAD	78.10	74.62
ZINC	5.73	4.92	ZINC	79.10	77.03
SILVER(G/T)	31.84	27.17	SILVER/PB	58.09	52.53
VARIANCE	PB .39				
	ZN .81				
	AG 4.67				

METALLURGICAL BALANCE

PRODUCT	ASSAYS				DISTRIBUTION				
	DMT	PB	ZN	FE	AG	PB	ZN	FE	AG
DRY FEED	102962.63	2.53	5.73	15.39	31.84	100.00	100.00	100.00	100.00
PB CONC.	3854.26	52.86	6.55	6.88	494.07	78.10	4.28	1.67	58.09
ZN CONC.	9174.43	1.52	50.84	10.42	43.80	5.35	79.10	6.03	12.26
TAILINGS	89933.95	.48	1.09	16.26	10.81	16.55	16.62	92.29	29.66

C.C.

Geology

Met. Techs.

R.C. Smith

T. Biggs

L.D. MacDonald

G.W. Chapman

A. McIntyre

A.B. Cron

P.J. Brown

P. Rouleau

File

CYPRUS ANVIL

INVENTORY METALLURGICAL BALANCE

15/ 6/1981

	W.M.T. CONCENTRATES	
	LEAD	ZINC
INVENTORY 31/ 5/ 2400 HRS.	3400	17067
INVENTORY 15/ 6/ 1430 HRS. LOAD OUT	842	2018
STORAGE PAD	0	12583
RECLAIM PILE	0	0
WEST YARD	0	0
TOTAL	842	14601
PRODUCTION	114	244
TRUCKING	-631	-86
CALCULATED INVENTORY 15/ 6/ 2400 HRS.	325	14759
INVENTORY CHANGE	-3075	-2308
CONCENTRATES SHIPPED	7151	12133
ACTUAL PRODUCTION W.M.T.	4075	9825
MOISTURE % H2O	5.5	6.6

CALCULATION OF MILL FEED GRADE

METAL TONS IN DRY CONC'S AND TAILS	PB	ZN	FE	AG(KG'S)
LEAD CONCENTRATE	2037.4	252.5	265.2	1904.3
ZINC CONCENTRATE	139.5	4664.3	956.0	401.8
TAILINGS	431.7	980.3	14623.3	972.2
TOTALS	2608.5	5897.0	15844.4	3278.3

FEED GRADE

RECOVERIES

	MET. BAL.	DPR. BAL.	MET. BAL.	DPR. BAL.
LEAD	2.53	2.14	LEAD 78.10	74.62
ZINC	5.73	4.92	ZINC 79.10	77.03
SILVER(G/T)	31.84	27.17	SILVER/PB 58.09	52.53
VARIANCE	PB .39			
	ZN .81			
	AG 4.67			

METALLURGICAL BALANCE

PRODUCT	ASSAYS				DISTRIBUTION				
	DMT	PB	ZN	FE	AG	PB	ZN	FE	AG
DRY FEED	102962.63	2.53	5.73	15.39	31.84	100.00	100.00	100.00	100.00
PB CONC.	3854.26	52.86	6.55	6.88	494.07	78.10	4.28	1.67	58.09
ZN CONC.	9174.43	1.52	50.84	10.42	43.80	5.35	79.10	6.03	12.26
TAILINGS	89933.95	.48	1.09	16.26	10.81	16.55	16.62	92.29	29.60

c.c.

Geology
B. Cooper (2)
A. McIntyre

Met. Techs.
L.D. MacDonald
A.B. Cron
P. Rouleau

R.C. Smith
G.W. Chapman
P.J. Brown
File

CYPRUS ANIL

J. Brink

CYPRUS ANVIL MINING CORP. DAILY PRODUCTION REPORT

S.C.

17/ 6/1981

CRUSHING

PRIN. TRUCKS 106 SEC. TONS 5650

GRINDING

MILL FEED MOIST DAY .90 M.T.D. .91
% OP. TIME DAY 87.75 M.T.D. 92.54
SCREEN ANVL. - TAILS DAY 14.60 % +100 64.30 % -200
M.T.D. 17.89 % +100 60.63 % -200

DAILY METALLURGICAL BALANCE

ASSAYS

DISTRIBUTION

	TONS	PB	ZN	FE	AG	PB	ZN	FE	AG
DRY FEED	6166.99	2.23	3.91	12.02	37.10	100.00	100.00	100.00	100.00
PB CONC.	251.60	38.57	6.75	7.69	437.00	73.56	7.04	2.54	50.58
ZN CONC.	358.96	1.99	50.37	9.76	62.40	5.19	74.98	4.61	10.30
TAILINGS	5556.44	.60	.78	12.71	15.30	24.24	17.97	92.85	39.11

MONTH TO DATE METALLURGICAL BALANCE

ASSAYS

DISTRIBUTION

	TONS	PB	ZN	FE	AG	PB	ZN	FE	AG
DRY FEED	116554.22	2.15	4.82	15.28	28.33	100.00	100.00	100.00	100.00
PB CONC.	3428.10	54.63	5.71	6.70	499.19	74.63	3.48	1.29	52.38
ZN CONC.	8474.12	1.48	51.20	10.49	44.42	4.99	77.15	4.99	11.52
TAILINGS	104652.00	.49	1.04	15.95	11.27	20.38	19.37	93.72	36.09

CONCENTRATES FILTERED

DAILY

MONTH TO DATE

	PB	ZN	PB	ZN
MMT	451.00	610.00	7184.00	12886.00

c.c. Geology
B. Cooper
Mill Shifter
D. MacDonald

J.K. Carrington
Met Techs.
A. McIntyre
A.R. Cron

R.C. Smith
G.W. Chapman
P.J. Brown

CYPRUS ANVIL MINING CORP. DAILY PRODUCTION REPORT

S.C.

16/ 6/1981

CRUSHING

PRIM. TRUCKS 83 SEC. TONS 4000
 GRINDING

MILL FEED MOIST DAY 1.70 M.T.D. .91
 % OP. TIME DAY 98.39 M.T.D. 92.84
 SCREEN ANAL.-TAILS DAY 12.10 %+100 66.50 %-200
 M.T.D. 18.08 %+100 60.43 %-200

DAILY METALLURGICAL BALANCE

ASSAYS

DISTRIBUTION

	TONS	PB	ZN	FE	AG	PB	ZN	FE	AG
DRY FEED	7424.63	2.27	4.21	14.05	35.80	100.00	100.00	100.00	100.00
PB CONC.	243.63	54.93	7.22	6.97	542.40	78.10	5.63	1.65	52.35
ZN CONC.	493.81	1.38	51.07	10.00	51.30	4.04	77.68	4.81	10.04
TAILINGS	6687.16	.45	.64	14.37	14.20	17.85	1.69	93.54	37.62

MONTH TO DATE METALLURGICAL BALANCE

ASSAYS

DISTRIBUTION

	TONS	PB	ZN	FE	AG	PB	ZN	FE	AG
DRY FEED	110387.22	2.15	4.88	15.45	27.63	100.00	100.00	100.00	100.00
PB CONC.	3176.50	55.91	5.63	6.62	504.12	74.87	3.32	1.23	52.51
ZN CONC.	8115.16	1.45	51.23	10.52	43.63	4.97	77.24	5.01	11.61
TAILINGS	99095.56	.48	1.06	16.14	11.04	20.16	19.43	93.76	35.88

CONCENTRATES FILTERED

DAILY

MONTH TO DATE

	PB	ZN	PB	ZN
WMT	454.00	814.00	6733.00	12196.00

c.c. Geology J.K. Carrington R.C. Smith
 B. Cooper Met Techs. G.W. Chapman
 Mill Shifter A. McIntyre P.J. Brown

J BRUK

CYPRUS ANVIL MINING CORP. DAILY PRODUCTION REPORT

S.C.

15/ 6/1981

CRUSHING

PRIM. TRUCKS 76 SEC. TONS 6100

GRINDING

MILL FEED MOIST DAY 1.30 M.T.D. .85
% OP.TIME DAY 100.00 M.T.D. 92.47
SCREEN ANAL.-TAILS DAY 19.10 %+100 57.90 %-200
M.T.D. 18.51 %+100 59.99 %-200

DAILY METALLURGICAL BALANCE

ASSAYS

DISTRIBUTION

	TONS	PB	ZN	FE	AG	PB	ZN	FE	AG
DRY FEED	8637.34	2.68	4.90	17.18	32.70	100.00	100.00	100.00	100.00
PB CONC.	288.08	52.75	8.00	8.65	549.20	65.65	5.45	1.87	50.85
ZN CONC.	616.57	1.86	49.98	10.63	56.10	4.95	72.81	4.91	11.12
TAILINGS	7732.69	.68	1.19	16.10	15.00	29.40	21.74	93.23	36.03

MONTH TO DATE METALLURGICAL BALANCE

ASSAYS

DISTRIBUTION

	TONS	PB	ZN	FE	AG	PB	ZN	FE	AG
DRY FEED	102962.63	2.14	4.92	13.57	27.17	100.00	100.00	100.00	100.00
PB CONC.	2932.88	56.06	5.50	6.59	500.94	74.62	3.18	1.21	52.53
ZN CONC.	7621.35	1.46	51.24	10.56	43.13	5.04	77.03	5.02	41.75
TAILINGS	92408.39	.48	1.09	16.26	10.81	20.34	19.79	93.77	35.72

CONCENTRATES FILTERED

DAILY

MONTH TO DATE

	PB	ZN	PB	ZN
WNT	443.00	820.00	6279.00	11382.00

c.c. Geology
B. Cooper
Bill Shifter
D. MacDonald

J.K. Carrington
Met Techs.
A. McIntyre
A.B. Cron

R.C. Smith
G.W. Chapman
P.J. Brown

S.C.

DATE: 15/ 6/198

DAILY LOAD OUT

	NMT	% MOIST.	DMT
LEAD	709.55	5.63	669.60
ZINC	933.95	5.84	878.56
TOTAL	1642.60		1548.16

ASSAYS

	PB	ZN	FE	AG
	48.09	8.96	9.78	498.60
	2.09	49.83	10.53	56.00

MONTH TO DATE

	NMT	% MOIST.	DMT
LEAD	7151.08	5.45	6761.22
ZINC	12133.91	6.62	11329.23
TOTAL	19284.99		18090.45

ASSAYS

	PB	ZN	FE	AG
	52.86	6.55	6.88	494.07
	1.52	50.84	10.42	43.30

DATE: 16/ 6/198

DAILY LOAD OUT

	NMT	% MOIST.	DMT
LEAD	0.00	0.00	0.00
ZINC	1456.71	6.87	1356.63
TOTAL	1456.71		1356.63

ASSAYS

	PB	ZN	FE	AG
	0.00	0.00	0.00	0.00
	1.37	50.63	10.13	47.60

MONTH TO DATE

	NMT	% MOIST.	DMT
LEAD	7151.08	5.45	6761.22
ZINC	13589.72	6.65	12685.66
TOTAL	20740.80		19447.09

ASSAYS

	PB	ZN	FE	AG
	52.86	6.55	6.88	494.07
	1.53	50.62	10.39	44.21

c.c. Geology
 B. Cooper
 Bill Shifter
 D. MacDonald

J.K. Carrington
 Met Techs.
 A. McIntyre
 A.B. Cron

R.C. Smith
 G.W. Chapman
 P.J. Brown

AMERICAN

CYPRUS ANVIL MINING CORP. DAILY PRODUCTION REPORT

S.C.

7/6/1981

CRUSHING

PRIM. TRUCKS 142 SEC. TONS 5650

GRINDING

MILL FEED MOIST DAY .90 M.T.D. .78
 % OP.TIME DAY 99.75 M.T.D. 94.90
 SCREEN ANAL.-TAILS DAY 17.50 %+100 68.70 %-200
 M.T.D. 17.02 %+100 62.35 %-200

DAILY METALLURGICAL BALANCE

ASSAYS

DISTRIBUTION

	TONS	PB	ZN	FE	AG	PB	ZN	FE	AG
DRY FEED	7273.94	2.33	5.50	14.85	25.40	100.00	100.00	100.00	100.00
PB CONC.	256.81	53.20	5.09	7.07	439.30	80.61	3.27	1.67	61.82
ZN CONC.	550.97	1.27	52.87	9.74	30.20	4.13	72.81	4.93	9.12
TAILINGS	6466.17	.40	1.48	15.72	8.20	15.26	23.92	93.40	29.06

MONTH TO DATE METALLURGICAL BALANCE

ASSAYS

DISTRIBUTION

	TONS	PB	ZN	FE	AG	PB	ZN	FE	AG
DRY FEED	51875.75	2.00	4.64	15.37	27.74	100.00	100.00	100.00	100.00
PB CONC.	1395.83	57.47	4.60	6.02	537.78	77.37	2.67	1.05	52.16
ZN CONC.	3621.49	1.58	51.78	10.25	51.53	5.50	77.90	4.66	12.97
TAILINGS	46858.42	.38	1.00	16.04	10.71	17.13	19.43	94.29	34.87

CONCENTRATES FILTERED

DAILY

MONTH TO DATE

	PB	ZN	PB	ZN
WMT	0.00	0.00	0.00	0.00

c.c. Geology
 B. Cooper
 Mill Shifter
 D. MacDonald

J.K. Carrington
 Met Techs.
 A. McIntyre
 A.B. Cron

R.C. Smith
 G.W. Chapman
 P.J. Brown

CYPRUS ANVIL

CYPRUS ANVIL MINING CORP. DAILY PRODUCTION REPORT

S.C.

6 6/1981

CRUSHING

PRIM. TRUCKS 37 SEC. TONS 6100

GRINDING

MILL FEED MOIST DAY 1.00 M.T.D. .76
 % OP.TIME DAY 99.15 M.T.D. 94.09
 SCREEN ANAL.-TAILS DAY 16.10 %+100 62.60 %-200
 M.T.D. 16.94 %+100 61.33 %-200

DAILY METALLURGICAL BALANCE

	TONS	ASSAYS				DISTRIBUTION			
		PB	ZN	FE	AG	PB	ZN	FE	AG
DRY FEED	7180.47	2.33	5.30	15.47	28.80	100.00	100.00	100.00	100.00
PB CONC.	203.06	59.25	4.74	5.84	495.80	71.91	2.53	1.04	50.72
ZN CONC.	600.90	2.09	51.65	10.42	45.00	7.51	81.55	5.49	13.62
TAILINGS	6376.51	.54	.95	16.73	11.10	20.58	15.92	93.47	35.66

MONTH TO DATE METALLURGICAL BALANCE

	TONS	ASSAYS				DISTRIBUTION			
		PB	ZN	FE	AG	PB	ZN	FE	AG
DRY FEED	44601.81	1.94	4.50	15.43	28.17	100.00	100.00	100.00	100.00
PB CONC.	1139.03	58.43	4.49	5.78	559.98	76.74	2.55	.96	50.76
ZN CONC.	3070.53	1.63	51.59	10.34	55.35	5.77	78.92	4.61	13.53
TAILINGS	40392.25	.38	.92	16.09	11.11	17.49	18.53	94.43	35.71

CONCENTRATES FILTERED

	DAILY		MONTH TO DATE	
	PB	ZN	PB	ZN
WMT	0.00	0.00	0.00	0.00

c.c. Geology J.K. Carrington
 B. Cooper Met Techs.
 Mill Shifter A. McIntyre
 D. MacDonald A.B. Cron

R.C. Smith
 G.W. Chapman
 P.J. Brown

CYPRUS ANVIL

JBrink

CYPRUS ANVIL MINING CORP. DAILY PRODUCTION REPORT

S.C.

5/6/1981

CRUSHING

PRIM. TRUCKS 190 SEC. TONS 5140

GRINDING

MILL FEED MOIST DAY 1.00 M.T.D. .72
% OP.TIME DAY 98.25 M.T.D. 93.08
SCREEN ANAL.-TAILS DAY 15.10 %+100 64.40 %-200
M.T.D. 17.10 %+100 61.09 %-200

DAILY METALLURGICAL BALANCE

	TONS	ASSAYS				DISTRIBUTION			
		PB	ZN	FE	AG	PB	ZN	FE	AG
DRY FEED	8029.89	2.07	4.82	14.79	40.70	100.00	100.00	100.00	100.00
PB CONC.	215.87	62.46	4.43	5.51	644.10	81.12	2.47	1.01	50.41
ZN CONC.	601.79	1.50	51.46	10.43	71.50	5.43	80.01	5.35	15.60
TAILINGS	7212.22	.31	.94	15.24	13.00	13.45	17.52	93.64	33.99

MONTH TO DATE METALLURGICAL BALANCE

	TONS	ASSAYS				DISTRIBUTION			
		PB	ZN	FE	AG	PB	ZN	FE	AG
DRY FEED	37421.34	1.87	4.35	15.34	28.27	100.00	100.00	100.00	100.00
PB CONC.	935.97	58.26	4.43	5.77	573.90	77.89	2.55	.94	50.77
ZN CONC.	2469.63	1.52	51.57	10.32	57.87	5.36	78.30	4.44	13.51
TAILINGS	34015.74	.34	.92	15.97	11.11	16.75	19.15	94.62	35.72

CONCENTRATES FILTERED

	DAILY		MONTH TO DATE	
	PB	ZN	PB	ZN
WMT	0.00	0.00	0.00	0.00

c.c. Geology
[Redacted]
Mill Shifter
D. MacDonald
J.K. Carrington
Met Techs.
A. McIntyre
A.B. Cron

R.C. Smith
G.W. Chapman
P.J. Brown

J. Bruck

CYPRUS ANVIL MINING CORP. DAILY PRODUCTION REPORT

S.C.

4. 6/1981

CRUSHING

PRIM. TRUCKS 91 SEC. TONS 5893

GRINDING

MILL FEED MOIST DAY .90 M.T.D. .64
% OP.TIME DAY 100.00 M.T.D. 91.78
SCREEN ANAL.-TAILS DAY 20.20 %+100 57.90 %-200
M.T.D. 17.64 %+100 60.20 %-200

DAILY METALLURGICAL BALANCE

ASSAYS

DISTRIBUTION

	TONS	PB	ZN	FE	AG	PB	ZN	FE	AG
DRY FEED	9380.81	1.97	3.41	12.97	38.70	100.00	100.00	100.00	100.00
PB CONC.	239.58	59.64	6.74	6.44	747.20	77.32	5.05	1.27	51.05
ZN CONC.	488.88	2.91	47.44	11.40	98.10	7.70	72.50	4.60	13.67
TAILINGS	8652.35	.32	.83	13.17	14.30	14.98	22.45	94.12	35.28

MONTH TO DATE METALLURGICAL BALANCE

ASSAYS

DISTRIBUTION

	TONS	PB	ZN	FE	AG	PB	ZN	FE	AG
DRY FEED	29391.45	1.82	4.22	15.54	26.61	100.00	100.00	100.00	100.00
PB CONC.	720.10	56.99	4.44	5.85	552.86	76.89	2.58	.92	50.90
ZN CONC.	1867.84	1.52	51.61	10.28	53.48	5.33	77.77	4.21	12.77
TAILINGS	26803.51	.35	.91	16.17	10.60	17.78	19.66	94.87	36.33

CONCENTRATES FILTERED

DAILY

MONTH TO DATE

	PB	ZN	PB	ZN
WMT	0.00	0.00	0.00	0.00

c.c. Geology
Mill Shifter
D. MacDonald

J.K. Carrington
Met Techs.
A. McIntyre
A.B. Cron

R.C. Smith
G.W. Chapman
P.J. Brown

CYPRUS ANVIL

S.C.

DATE: 3/ 6/1981

DAILY LOAD OUT

	WMT	% MOIST.	DMT	PB	ZN	FE	AG
LEAD	0.00	0.00	0.00	0.00	0.00	0.00	0.00
ZINC	1604.40	8.12	1474.12	1.24	52.69	9.97	34.80
TOTAL	1604.40		1474.12				

ASSAYS

MONTH TO DATE

	WMT	% MOIST.	DMT	PB	ZN	FE	AG
LEAD	2277.10	5.84	2144.16	54.26	5.21	6.28	510.68
ZINC	2269.05	7.88	2090.25	1.24	52.43	10.03	37.92
TOTAL	4546.15		4234.41				

ASSAYS

c.c. Geology
 B. Cooper
 Mill Shifter
 D. MacDonald

J.K. Carrington
 Met Techs.
 A. McIntyre
 A.B. Cron

R.C. Smith
 G.W. Chapman
 P.J. Brown

CYPRUS ANIL

CYPRUS ANVIL MINING CORP. DAILY PRODUCTION REPORT

Adm

3/ 6/1981

CRUSHING

PRIM. TRUCKS 89 SEC. TONS 5761

GRINDING

MILL FEED MOIST DAY .60 M.T.D. .52
 % OP.TIME DAY 92.71 M.T.D. 89.05
 SCREEN ANAL.-TAILS DAY 15.60 %+100 61.60 %-200
 M.T.D. 16.42 %+100 61.30 %-200

DAILY METALLURGICAL BALANCE

	TONS	ASSAYS				DISTRIBUTION			
		PB	ZN	FE	AG	PB	ZN	FE	AG
DRY FEED	6993.78	2.13	5.16	16.47	28.30	100.00	100.00	100.00	100.00
PB CONC.	202.39	58.16	3.25	4.84	473.60	79.02	1.82	.87	57.36
ZN CONC.	561.28	1.34	52.69	9.97	34.90	4.67	81.95	4.98	11.69
TAILINGS	6230.11	.39	.94	16.97	8.30	16.31	16.23	94.14	30.95

MONTH TO DATE METALLURGICAL BALANCE

	TONS	ASSAYS				DISTRIBUTION			
		PB	ZN	FE	AG	PB	ZN	FE	AG
DRY FEED	20010.64	1.74	4.60	16.77	21.56	100.00	100.00	100.00	100.00
PB CONC.	480.51	55.68	3.29	5.56	455.96	76.66	1.72	.80	50.77
ZN CONC.	1378.96	1.03	53.09	9.89	37.67	4.08	79.60	4.06	12.04
TAILINGS	18151.17	.37	.95	17.60	8.84	19.26	18.68	95.14	37.19

CONCENTRATES FILTERED

WMT	DAILY		MONTH TO DATE	
	PB	ZN	PB	ZN
	0.00	0.00	0.00	0.00

c.c. Geology J.K. Carrington
 B. Cooper Met Techs.
 Mill Shifter A. McIntyre
 D. MacDonald A.B. Cron

R.C. Smith
 G.W. Chapman
 P.J. Brown

CYPRUS ANVIL

J. Brook

@@

CYPRUS ANVIL MINING CORP. DAILY PRODUCTION REPORT

Am

2/ 6/1981

CRUSHING

PRIM. TRUCKS 130 SEC. TONS 4894

GRINDING

MILL FEED MOIST DAY .70 M.T.D. .48
% OP.TIME DAY 97.35 M.T.D. 87.22
SCREEN ANAL.-TAILS DAY 16.40 %+100 61.10 %-200
 M.T.D. 16.85 %+100 61.14 %-200

DAILY METALLURGICAL BALANCE

ASSAYS

DISTRIBUTION

	TONS	PB	ZN	FE	AG	PB	ZN	FE	AG
DRY FEED	7146.62	1.23	3.86	16.32	16.40	100.00	100.00	100.00	100.00
PB CONC.	126.59	50.19	3.82	6.79	416.80	72.28	1.75	.72	42.85
ZN CONC.	405.41	.79	53.31	9.80	41.40	3.64	78.35	3.33	13.63
TAILINGS	6614.63	.32	.83	17.33	8.10	24.30	19.90	95.95	43.52

MONTH TO DATE METALLURGICAL BALANCE

ASSAYS

DISTRIBUTION

	TONS	PB	ZN	FE	AG	PB	ZN	FE	AG
DRY FEED	13016.86	1.54	4.29	17.16	20.31	100.00	100.00	100.00	100.00
PB CONC.	278.12	53.87	3.31	6.00	443.12	74.90	1.65	.76	46.61
ZN CONC.	817.68	.89	53.36	9.83	39.64	3.64	78.08	3.60	12.26
TAILINGS	11921.06	.36	.95	17.92	9.12	21.46	20.27	95.65	41.13

CONCENTRATES FILTERED

DAILY

MONTH TO DATE

	PB	ZN	PB	ZN
WMT	0.00	0.00	0.00	0.00

c.c. *Geology*
Mill Shifter
D. MacDonald

J.K. Carrington
Met Techs.
A. McIntyre
A.B. Cron

R.C. Smith
G.W. Chapman
P.J. Brown

CYPRUS ANVIL

DATE: *air* 1/ 6/1981

DAILY LOAD OUT

	WMT	% MOIST.	DMT	PB	ZN	FE	AG
LEAD	1365.63	5.53	1290.11	55.51	4.63	5.90	500.80
ZINC	0.00	0.00	0.00	0.00	0.00	0.00	0.00
TOTAL	1365.63		1290.11				

ASSAYS

MONTH TO DATE

	WMT	% MOIST.	DMT	PB	ZN	FE	AG
LEAD	1365.63	5.53	1290.11	55.51	4.63	5.90	500.80
ZINC	0.00	0.00	0.00	0.00	0.00	0.00	0.00
TOTAL	1365.63		1290.11				

ASSAYS

DATE: *air* 2/ 6/1981

DAILY LOAD OUT

	WMT	% MOIST.	DMT	PB	ZN	FE	AG
LEAD	911.47	6.30	854.05	52.37	6.08	6.86	525.60
ZINC	664.65	7.30	616.13	1.23	51.80	10.19	45.40
TOTAL	1576.12		1470.18				

ASSAYS

MONTH TO DATE

	WMT	% MOIST.	DMT	PB	ZN	FE	AG
LEAD	2277.10	5.84	2144.16	54.26	5.21	6.28	510.68
ZINC	664.65	7.30	616.13	1.23	51.80	10.19	45.40
TOTAL	2941.75		2760.29				

ASSAYS

c.c. Geology
 B. Cooper
 Mill Shifter
 D. MacDonald

J.K. Carrington
 Met Techs.
 A. McIntyre
 A.B. Cron

R.C. Smith
 G.W. Chapman
 P.J. Brown

CYPRUS ANML

J. Bruck

CYPRUS ANVIL MINING CORP. DAILY PRODUCTION REPORT

ML
1/ 5/1981

CRUSHING

GRINDING

PRIM. TRUCKS 42 SEC. TONS 3300

MILL FEED MOIST DAY .20 M.T.D. .20
% OP.TIME DAY 77.08 M.T.D. 77.08
SCREEN ANAL.-TAILS DAY 17.40 %+100 61.20 %-200
M.T.D. 17.40 %+100 61.20 %-200

DAILY METALLURGICAL BALANCE

	TONS	ASSAYS				DISTRIBUTION			
		PB	ZN	FE	AG	PB	ZN	FE	AG
DRY FEED	5870.24	1.91	4.82	17.40	22.20	100.00	100.00	100.00	100.00
PB CONC.	151.53	56.94	2.89	5.48	465.10	76.96	1.55	.80	49.88
ZN CONC.	412.27	.99	53.41	9.86	37.90	3.64	77.82	3.91	11.06
TAILINGS	5306.43	.41	1.10	18.66	10.40	19.40	20.63	95.29	39.06

MONTH TO DATE METALLURGICAL BALANCE

	TONS	ASSAYS				DISTRIBUTION			
		PB	ZN	FE	AG	PB	ZN	FE	AG
DRY FEED	5870.24	1.91	4.82	17.70	24.07	100.00	100.00	100.00	100.00
PB CONC.	151.53	56.94	2.89	5.48	465.10	76.96	1.55	.80	49.88
ZN CONC.	412.27	.99	53.41	9.86	37.90	3.64	77.82	3.91	11.06
TAILINGS	5306.43	.41	1.10	18.66	10.40	19.40	20.63	95.29	39.06

CONCENTRATES FILTERED

WMT	DAILY		MONTH TO DATE	
	PB	ZN	PB	ZN
	0.00	0.00	0.00	0.00

c.c. *[Redacted]* Geology
Mill Shifter
D. MacDonald
J.K. Carrington
Met Techs.
A. McIntyre
A.B. Cron

R.C. Smith
G.W. Chapman
P.J. Brown

CYPRUS ANVIL

CYPRUS ANVIL MINING CORP. DAILY PRODUCTION REPORT

Am
 31/ 5/1981

CRUSHING

PRIM. TRUCKS 92 SEC. TONS 5665

GRINDING

MILL FEED MOIST DAY .30 M.T.D. 1.14
 % OP.TIME DAY 99.31 M.T.D. 92.66
 SCREEN ANAL.-TAILS DAY 17.90 %+100 60.00 %-200
 M.T.D. 14.40 %+100 65.22 %-200

DAILY METALLURGICAL BALANCE

	ASSAYS					DISTRIBUTION			
	TONS	PB	ZN	FE	AG	PB	ZN	FE	AG
DRY FEED	7214.29	1.89	4.54	17.67	24.20	100.00	100.00	100.00	100.00
PB CONC.	185.14	58.58	3.50	5.68	503.70	79.54	1.98	.81	55.67
ZN CONC.	519.05	1.11	52.07	9.90	42.70	4.23	82.52	3.96	13.23
TAILINGS	6510.10	.34	.78	18.97	8.00	16.23	15.50	95.23	31.09

MONTH TO DATE METALLURGICAL BALANCE

	ASSAYS					DISTRIBUTION			
	TONS	PB	ZN	FE	AG	PB	ZN	FE	AG
DRY FEED	221012.11	2.37	5.13	15.97	31.99	100.00	100.00	100.00	100.00
PB CONC.	6928.86	53.37	5.66	6.34	518.37	70.69	3.46	1.25	50.80
ZN CONC.	17465.60	1.67	51.49	9.88	42.27	5.56	79.30	4.89	10.44
TAILINGS	196617.64	.63	.99	16.85	13.93	23.74	17.24	93.87	38.75

CONCENTRATES FILTERED

	DAILY		MONTH TO DATE	
	PB	ZN	PB	ZN
WMT	0.00	0.00	0.00	0.00

c.c. Geology
 Mill Shifter
 D. MacDonald

J.K. Carrington
 Met Techs.
 A. McIntyre
 A.B. Cron

R.C. Smith
 G.W. Chapman
 P.J. Brown



CYPRUS ANVIL MINING CORP. DAILY PRODUCTION REPORT

Am
 30/ 5/1981

CRUSHING

PRIM. TRUCKS 60 SEC. TONS 6220

GRINDING

MILL FEED MOIST DAY .40 M.T.D. 1.17
 % OP.TIME DAY 99.42 M.T.D. 92.44
 SCREEN ANAL.-TAILS DAY 15.50 %+100 65.80 %-200
 M.T.D. 14.28 %+100 65.40 %-200

DAILY METALLURGICAL BALANCE

	TONS	ASSAYS				DISTRIBUTION			
		PB	ZN	FE	AG	PB	ZN	FE	AG
DRY FEED	7181.16	1.81	4.07	16.96	22.80	100.00	100.00	100.00	100.00
PB CONC.	173.46	58.56	3.22	5.37	540.70	78.15	1.91	.75	55.68
ZN CONC.	466.87	1.04	52.72	9.87	38.00	3.74	84.21	3.72	10.53
TAILINGS	6540.83	.36	.62	18.09	8.70	18.12	13.88	95.53	33.78

MONTH TO DATE METALLURGICAL BALANCE

	TONS	ASSAYS				DISTRIBUTION			
		PB	ZN	FE	AG	PB	ZN	FE	AG
DRY FEED	213797.81	2.38	5.15	15.91	32.28	100.00	100.00	100.00	100.00
PB CONC.	6743.73	53.22	5.72	6.36	518.77	70.46	3.50	1.26	50.69
ZN CONC.	16946.55	1.68	51.47	9.88	42.26	5.60	79.20	4.92	10.37
TAILINGS	190107.54	.64	1.00	16.78	14.14	23.94	17.29	93.82	38.94

CONCENTRATES FILTERED

WMT	DAILY		MONTH TO DATE	
	PB	ZN	PB	ZN
	0.00	0.00	0.00	0.00

c.c. Geology J.K. Carrington
 B. Cooper Met Techs.
 Mill Shifter A. McIntyre
 D. MacDonald A.B. Cron

R.C. Smith
 G.W. Chapman
 P.J. Brown

CYPRUS ANVIL

CYPRUS ANVIL MINING CORP. DAILY PRODUCTION REPORT

Ardu
 29/ 5/1981

CRUSHING

PRIM. TRUCKS 101 SEC. TONS 5415

GRINDING

MILL FEED MOIST DAY .80 M.T.D. 1.20
 % OP.TIME DAY 99.54 M.T.D. 92.20
 SCREEN ANAL.-TAILS DAY 17.30 %+100 59.00 %-200
 M.T.D. 14.24 %+100 65.38 %-200

DAILY METALLURGICAL BALANCE

	TONS	ASSAYS				DISTRIBUTION			
		PB	ZN	FE	AG	PB	ZN	FE	AG
DRY FEED	7226.72	2.29	4.46	14.11	37.00	100.00	100.00	100.00	100.00
PB CONC.	252.38	48.08	4.43	4.93	574.20	73.32	3.47	1.24	53.30
ZN CONC.	528.85	2.01	50.91	10.03	58.50	6.42	83.53	5.28	11.38
TAILINGS	6445.49	.52	.65	14.57	14.90	20.25	13.00	93.48	35.32

MONTH TO DATE METALLURGICAL BALANCE

	TONS	ASSAYS				DISTRIBUTION			
		PB	ZN	FE	AG	PB	ZN	FE	AG
DRY FEED	206616.65	2.40	5.19	15.86	32.59	100.00	100.00	100.00	100.00
PB CONC.	6570.27	53.08	5.79	6.39	518.19	70.26	3.55	1.28	50.56
ZN CONC.	16479.68	1.70	51.44	9.88	42.38	5.65	79.07	4.97	10.37
TAILINGS	183566.71	.65	1.02	16.73	14.33	24.10	17.39	93.75	39.07

CONCENTRATES FILTERED

WMT	DAILY		MONTH TO DATE	
	PB	ZN	PB	ZN
	0.00	0.00	0.00	0.00

c.c. Geology J.K. Carrington
 B. Cooper Met Techs.
 Mill Shifter A. McIntyre
 D. MacDonald A.B. Cron

R.C. Smith
 G.W. Chapman
 P.J. Brown

CYPRUS ANVIL

J. Brink

DATE: 29/5/1981 ^{Av}

DAILY LOAD OUT

	WMT	% MOIST.	DMT	PB	ZN	FE	AG
LEAD	349.85	5.40	330.96	53.30	5.87	6.06	553.90
ZINC	1337.61	7.40	1238.63	1.94	50.69	9.91	62.50
TOTAL	1687.46		1569.59				

ASSAYS

MONTH TO DATE

	WMT	% MOIST.	DMT	PB	ZN	FE	AG
LEAD	4007.95	5.54	3786.05	54.24	5.53	6.24	503.99
ZINC	4291.12	6.75	4001.26	2.23	50.11	10.22	56.26
TOTAL	8299.07		7787.31				

ASSAYS

DATE: 30/5/1981 ^{Av}

DAILY LOAD OUT

	WMT	% MOIST.	DMT	PB	ZN	FE	AG
LEAD	0.00	0.00	0.00	0.00	0.00	0.00	0.00
ZINC	1765.26	7.39	1634.81	1.91	50.58	10.17	55.40
TOTAL	1765.26		1634.81				

ASSAYS

MONTH TO DATE

	WMT	% MOIST.	DMT	PB	ZN	FE	AG
LEAD	4007.95	5.54	3786.05	54.24	5.53	6.24	503.99
ZINC	6056.38	6.94	5636.06	2.14	50.24	10.20	56.01
TOTAL	10064.33		9422.12				

ASSAYS

c.c. Geology
Mill Shifter
D. MacDonald

J.K. Carrington
Met Techs.
A. McIntyre
A.B. Cron

R.C. Smith
G.W. Chapman
P.J. Brown

CYPRUS ANIL

CYPRUS ANVIL MINING CORP. DAILY PRODUCTION REPORT

Arne
 23/ 5/1981
 * *****

CRUSHING

PRIM. TRUCKS 102 SEC. TONS 4216

GRINDING

MILL FEED MOIST DAY 1.20 M.T.D. 1.21
 % OP.TIME DAY 100.00 M.T.D. 91.94
 SCREEN ANAL.-TAILS DAY 17.10 % +100 62.50 % -200
 M.T.D. 14.13 % +100 65.61 % -200

DAILY METALLURGICAL BALANCE

	TONS	ASSAYS				DISTRIBUTION			
		PB	ZN	FE	AG	PB	ZN	FE	AG
DRY FEED	7655.02	2.27	4.54	14.59	32.00	100.00	100.00	100.00	100.00
PB CONC.	239.32	52.86	4.88	4.57	615.30	72.80	3.36	1.00	51.39
ZN CONC.	541.35	1.62	52.39	9.37	50.30	5.05	81.61	4.63	9.50
TAILINGS	6874.36	.56	.76	15.03	16.30	22.15	15.03	94.37	39.11

MONTH TO DATE METALLURGICAL BALANCE

	TONS	ASSAYS				DISTRIBUTION			
		PB	ZN	FE	AG	PB	ZN	FE	AG
DRY FEED	199389.93	2.41	5.22	15.93	32.41	100.00	100.00	100.00	100.00
PB CONC.	6317.89	53.28	5.84	6.45	515.95	70.15	3.55	1.28	50.45
ZN CONC.	15950.83	1.69	51.45	9.87	41.84	5.62	78.93	4.96	10.33
TAILINGS	177121.22	.66	1.03	16.81	14.31	24.23	17.52	93.76	39.23

CONCENTRATES FILTERED

WMT	DAILY		MONTH TO DATE	
	PB	ZN	PB	ZN
	0.00	0.00	0.00	0.00

c.c. Geology J.K. Carrington
 B. Cooper Met Techs.
 Mill Shifter A. McIntyre
 D. MacDonald A.B. Cron

R.C. Smith
 G.W. Chapman
 P.J. Brown

CYPRUS ANVIL

JBruck

CYPRUS ANVIL MINING CORP. DAILY PRODUCTION REPORT

amc
27 / 5 / 1981

CRUSHING

PRIM. TRUCKS 22 SEC. TONS 1500

GRINDING

MILL FEED MOIST DAY 1.00 M.T.D. 1.21
% OP.TIME DAY 49.54 M.T.D. 91.64
SCREEN ANAL.-TAILS DAY 5.40 %+100 84.50 %-200
M.T.D. 14.01 %+100 65.74 %-200

DAILY METALLURGICAL BALANCE

	TONS	ASSAYS				DISTRIBUTION			
		PB	ZN	FE	AG	PB	ZN	FE	AG
DRY FEED	3542.22	2.32	4.04	14.11	39.20	100.00	100.00	100.00	100.00
PB CONC.	113.09	54.02	6.41	6.42	623.00	74.34	5.07	1.58	55.43
ZN CONC.	251.90	1.56	47.50	11.27	44.50	4.78	83.61	6.17	8.82
TAILINGS	3177.23	.54	.51	13.35	14.30	20.88	11.32	92.25	35.75

MONTH TO DATE METALLURGICAL BALANCE

	TONS	ASSAYS				DISTRIBUTION			
		PB	ZN	FE	AG	PB	ZN	FE	AG
DRY FEED	191734.91	2.41	5.24	15.99	32.21	100.00	100.00	100.00	100.00
PB CONC.	6078.57	53.30	5.88	6.52	512.04	70.05	3.56	1.29	50.40
ZN CONC.	15409.48	1.69	51.42	9.89	41.55	5.64	78.83	4.97	10.37
TAILINGS	170246.86	.66	1.04	16.89	14.23	24.31	17.61	93.74	39.23

CONCENTRATES FILTERED

	DAILY		MONTH TO DATE	
	PB	ZN	PB	ZN
WMT	0.00	0.00	0.00	0.00

c.c. *Geology* J.K. Carrington R.C. Smith
 Mill Shifter A. McIntyre G.W. Chapman
 D. MacDonald A.B. Cron P.J. Brown

CYPRUS ANVIL

LPT
June 5/81

CYPRUS ANVIL MINING CORP. DAILY PRODUCTION REPORT

S.C.

26/ 5/1981

CRUSHING

PRIM. TRUCKS 116 SEC. TONS 5553

GRINDING

MILL FEED MOIST DAY .90 M.T.D. 1.21
% OP.TIME DAY 99.56 M.T.D. 93.26
SCREEN ANAL.-TAILS DAY 10.30 %+100 69.40 %-200
M.T.D. 14.17 %+100 65.38 %-200

DAILY METALLURGICAL BALANCE

	ASSAYS					DISTRIBUTION			
	TONS	PB	ZN	FE	AG	PB	ZN	FE	AG
DRY FEED	6734.84	2.73	4.87	14.19	37.20	100.00	100.00	100.00	100.00
PB CONC.	237.77	57.98	5.42	5.55	642.00	74.98	3.93	1.24	53.89
ZN CONC.	544.66	1.78	50.64	9.74	48.50	5.27	84.09	4.97	9.33
TAILINGS	5952.41	.61	.66	16.82	17.50	19.75	11.98	93.79	36.78

MONTH TO DATE METALLURGICAL BALANCE

	ASSAYS					DISTRIBUTION			
	TONS	PB	ZN	FE	AG	PB	ZN	FE	AG
DRY FEED	188192.37	2.41	5.26	16.05	32.17	100.00	100.00	100.00	100.00
PB CONC.	5974.84	53.29	5.87	6.52	509.95	70.06	3.54	1.29	50.33
ZN CONC.	15167.20	1.69	51.48	9.87	41.50	5.66	78.82	4.96	10.40
TAILINGS	167050.33	.66	1.05	16.95	14.23	24.29	17.64	93.75	39.27

CONCENTRATES FILTERED

	DAILY		MONTH TO DATE	
	PB	ZN	PB	ZN
WMT	0.00	0.00	0.00	0.00

c.c. Geology J.K. Carrington R.C. Smith
B. Cooper Met Techs. G.W. Chapman
Mill Shifter A. McIntyre P.J. Brown
D. MacDonald A.B. Cron

CYPRUS ANVIL

CYPRUS ANVIL MINING CORP. DAILY PRODUCTION REPORT

AM

25/ 5/1981

CRUSHING

PRIM. TRUCKS 48 SEC. TONS 4406

GRINDING

MILL FEED MOIST DAY .40 M.T.D. 1.23
 % OP.TIME DAY 99.33 M.T.D. 93.00
 SCREEN ANAL.-TAILS DAY 11.80 %+100 68.90 %-200
 M.T.D. 14.31 %+100 65.23 %-200

DAILY METALLURGICAL BALANCE

	TONS	ASSAYS				DISTRIBUTION			
		PB	ZN	FE	AG	PB	ZN	FE	AG
DRY FEED	7054.67	2.37	6.29	16.82	28.50	100.00	100.00	100.00	100.00
PB CONC.	251.66	47.45	5.99	7.60	399.10	71.42	3.40	1.59	52.36
ZN CONC.	742.24	2.11	51.71	9.74	34.10	9.37	86.50	6.00	13.20
TAILINGS	6060.76	.53	.74	18.36	10.90	19.21	10.11	92.41	34.44

MONTH TO DATE METALLURGICAL BALANCE

	TONS	ASSAYS				DISTRIBUTION			
		PB	ZN	FE	AG	PB	ZN	FE	AG
DRY FEED	181462.46	2.40	5.28	16.06	31.80	100.00	100.00	100.00	100.00
PB CONC.	5737.23	53.09	5.89	6.56	504.48	69.85	3.53	1.29	50.16
ZN CONC.	14622.91	1.69	51.52	9.87	41.24	5.67	78.64	4.95	10.45
TAILINGS	161102.33	.66	1.06	16.96	14.11	24.48	17.83	93.75	39.39

CONCENTRATES FILTERED

WMT	DAILY		MONTH TO DATE	
	PB	ZN	PB	ZN

c.c. Geology J.K. Carrington
 B. Cooper Met Techs.
 Mill Shifter A. McIntyre
 D. MacDonald A.B. Cron

R.C. Smith
 G.W. Chapman
 P.J. Brown

CYPRUS ANVIL

Am

DATE: 25/ 5/198

DAILY LOAD OUT

ASSAYS

	WMT	% MOIST.	DMT	PB	ZN	FE	AG
LEAD	929.04	6.98	864.19	55.00	5.60	6.49	463.10
ZINC	609.04	6.40	570.06	2.80	50.07	9.99	49.50
TOTAL	1538.08		1434.25				

MONTH TO DATE

ASSAYS

	WMT	% MOIST.	DMT	PB	ZN	FE	AG
LEAD	929.04	6.98	864.19	55.00	5.60	6.49	463.10
ZINC	699.78	6.26	655.99	2.81	49.54	10.06	52.75
TOTAL	1628.82		1520.19				

c.c. Geology J.K. Carrington
B. Cooper Met Techs.
Mill Shifter A. McIntyre
D. MacDonald A.B. Cron

R.C. Smith
G.W. Chapman
P.J. Brown

CYPRUS ANML

CYPRUS ANVIL MINING CORP. DAILY PRODUCTION REPORT

Amc

18/ 5/1981

CRUSHING

PRIM. TRUCKS 0 SEC. TONS 1800

GRINDING

MILL FEED MOIST DAY .30 M.T.D. 1.51
 % OP.TIME DAY 25.00 M.T.D. 92.08
 SCREEN ANAL.-TAILS DAY 14.60 %+100 65.00 %-200
 M.T.D. 13.50 %+100 66.26 %-200

DAILY METALLURGICAL BALANCE

ASSAYS

DISTRIBUTION

	TONS	PB	ZN	FE	AG	PB	ZN	FE	AG
DRY FEED	1922.22	3.11	7.84	17.15	39.50	100.00	100.00	100.00	100.00
PB CONC.	75.63	66.36	3.22	3.94	446.60	83.96	1.62	.90	61.00
ZN CONC.	244.17	1.04	53.90	9.54	27.40	4.25	87.33	7.00	12.08
TAILINGS	1602.42	.44	1.04	19.13	9.30	11.79	11.06	92.11	26.91

MONTH TO DATE METALLURGICAL BALANCE

ASSAYS

DISTRIBUTION

	TONS	PB	ZN	FE	AG	PB	ZN	FE	AG
DRY FEED	138691.62	2.45	4.97	15.81	33.77	100.00	100.00	100.00	100.00
PB CONC.	4115.64	51.73	6.45	6.83	519.53	66.54	4.09	1.36	48.45
ZN CONC.	9609.63	1.98	51.02	9.96	45.68	5.95	75.48	4.63	9.94
TAILINGS	116965.36	.75	1.13	16.60	15.70	27.51	20.44	94.00	41.60

CONCENTRATES FILTERED

DAILY

MONTH TO DATE

	PB	ZN	PB	ZN
WMT				

c.c. Geology J.K. Carrington
 B. Cooper Met Techs.
 Mill Shifter A. McIntyre
 D. MacDonald A.B. Cron

R.C. Smith
 G.W. Chapman
 P.J. Brown

CYPRUS

J. Bruch

CYPRUS ANVIL MINING CORP. DAILY PRODUCTION REPORT

Archie
 17/ 5/1981

CRUSHING

PRIM. TRUCKS 76 SEC. TONS 5292

GRINDING

MILL FEED MOIST DAY .50 M.T.D. 1.53
 % OP.TIME DAY 99.42 M.T.D. 96.02
 SCREEN ANAL.-TAILS DAY 15.50 %+100 64.20 %-200
 M.T.D. 13.49 %+100 66.28 %-200

DAILY METALLURGICAL BALANCE

ASSAYS

DISTRIBUTION

	TONS	PB	ZN	FE	AG	PB	FE	AG
DRY FEED	7123.21	2.56	6.50	15.93	28.30	100.00	100.00	100.00
PB CONC.	295.11	52.93	4.53	6.67	354.10	85.66	2.89	1.71
ZN CONC.	713.99	.58	54.07	9.64	17.40	2.27	83.38	5.99
TAILINGS	6114.11	.36	1.04	17.35	6.80	12.07	13.73	92.30

MONTH TO DATE METALLURGICAL BALANCE

ASSAYS

DISTRIBUTION

	TONS	PB	ZN	FE	AG	PB	ZN	FE	AG
DRY FEED	128769.41	2.44	4.93	15.78	33.85	100.00	100.00	100.00	100.00
PB CONC.	4041.01	51.45	6.51	6.89	520.90	66.21	4.15	1.37	48.30
ZN CONC.	9365.47	2.01	50.95	9.97	46.15	5.98	75.20	4.59	9.92
TAILINGS	115362.93	.76	1.14	16.57	15.79	27.81	20.66	94.04	41.79

CONCENTRATES FILTERED

DAILY

MONTH TO DATE

WMT PB ZN PB ZN

c.c. Geology
 [Redacted]
 Mill Shifter
 MacDonald

J.K. Carrington
 Met Techs.
 A. McIntyre
 A.B. Cron

R.C. Smith
 G.W. Chapman
 P.J. Brown

W.M.T. CONCENTRATES
 LEAD ZINC

INVENTORY 30/ 4/ 2400 HRS.	196	4697
INVENTORY 14/ 5/ 1430 HRS. LOAD OUT	4316	3765
STORAGE PAD	0	7235
RECLAIM FILE	0	0
WEST YARD	0	0

TOTAL	4316	11000
PRODUCTION	78	327
TRUCKING	0	0
CALCULATED INVENTORY 14/ 5/ 2400 HRS.	4394	11327
INVENTORY CHANGE	4198	6630
CONCENTRATES SHIPPED	0	91

ACTUAL PRODUCTION W.M.T.	4198	6721
MOISTURE % H2O	5.8	6.8

CALCULATION OF MILL FEED GRADE

METAL TONS IN DRY CONC'S AND TAILS	PB	ZN	FE	AG(KG'S)
LEAD CONCENTRATE	1979.3	272.2	287.3	2157.9
ZINC CONCENTRATE	161.5	3106.1	643.0	352.4
TAILINGS	804.3	1128.0	15890.2	1704.8

TOTALS	2945.7	4506.3	16820.5	4215.1

FEED GRADE

RECOVERIES

	MET. BAL.	DPR. BAL.		MET. BAL.	DPR. BAL.
LEAD	2.72	2.48	LEAD	67.21	63.83
ZINC	4.16	4.64			
TOTAL	6.88	7.12	ZINC	68.93	73.04
SILVER (G/T)	38.92	36.23	SILVER/PB	51.19	47.17
VARIANCE	-.24				

METALLURGICAL BALANCE

	PRODUCT DMT	ASSAYS				DISTRIBUTION			
		PB	ZN	FE	AG	PB	ZN	FE	AG
DRY FEED	108305.33	2.72	4.16	15.53	38.92	100.00	100.00	100.00	100.00
PB CONC.	3956.62	50.04	6.88	7.26	545.40	67.21	6.04	1.71	51.19
ZN CONC.	6261.04	2.58	49.61	10.27	56.29	5.48	68.93	3.82	8.36
TAILINGS	98087.67	.82	1.15	16.20	17.38	27.30	25.03	94.47	40.44

c.c.

Geology

T. Biggs

A. McIntyre

Met. Techs.

L.D. MacDonald

A.B. Cron

P. Rouleau

R.C. Smith

G.W. Chapman

P.J. Brown

File

CYPRUS ANVIL MINING CORP. DAILY PRODUCTION REPORT

5.C.

16/ 5/1981

CRUSHING

PRIM. TRUCKS 77 SEC. TONS 3853

GRINDING

MILL FEED MOIST DAY .60 M.T.D. 1.59
 % OP.TIME DAY 99.65 M.T.D. 95.81
 SCREEN ANAL.-TAILS DAY 14.00 %+100 67.30 %-200
 M.T.D. 13.38 %+100 66.40 %-200

DAILY METALLURGICAL BALANCE

ASSAYS

DISTRIBUTION

	TONS	PB	ZN	FE	AG	PB	ZN	FE	AG
DRY FEED	6211.51	1.93	5.83	17.33	21.20	100.00	100.00	100.00	100.00
PB CONC.	176.73	49.44	5.36	7.93	403.50	72.88	2.62	1.30	51.57
ZN CONC.	599.73	.98	51.10	10.07	31.00	4.90	84.63	5.59	13.45
TAILINGS	5435.05	.49	.85	18.52	8.90	22.21	12.76	93.12	34.98

MONTH TO DATE METALLURGICAL BALANCE

ASSAYS

DISTRIBUTION

	TONS	PB	ZN	FE	AG	PB	ZN	FE	AG
DRY FEED	121646.20	2.43	4.84	15.76	34.53	100.00	100.00	100.00	100.00
PB CONC.	3745.90	51.34	6.67	6.91	534.04	65.01	4.25	1.35	47.63
ZN CONC.	8651.48	2.12	50.69	10.00	48.52	6.21	74.55	4.51	10.00
TAILINGS	109248.83	.78	1.14	16.52	16.29	28.78	21.20	94.14	42.38

CONCENTRATES FILTERED

DAILY

MONTH TO DATE

	PB	ZN	PB	ZN
WMT				

c.c. Geology J.K. Carrington
 B. Cooper Met Techs.
 Mill Shifter A. McIntyre
 D. MacDonald A.B. Cron

R.C. Smith
 G.W. Chapman
 P.J. Brown

CYPRUS ANVIL

CYPRUS ANVIL MINING CORP. DAILY PRODUCTION REPORT

S.C.

15/ 5/1981

CRUSHING

PRIM. TRUCKS 90 SEC. TONS 5333

GRINDING

MILL FEED MOIST DAY .40 M.T.D. 1.65
 % OP.TIME DAY 99.42 M.T.D. 95.55
 SCREEN ANAL.-TAILS DAY 12.20 %+100 70.50 %-200
 M.T.D. 13.34 %+100 66.35 %-200

DAILY METALLURGICAL BALANCE

	TONS	ASSAYS				DISTRIBUTION			
		PB	ZN	FE	AG	PB	ZN	FE	AG
DRY FEED	7129.37	2.12	6.90	18.18	16.80	100.00	100.00	100.00	100.00
PB CONC.	214.81	56.13	5.27	6.65	363.20	79.77	2.30	1.09	56.62
ZN CONC.	787.42	.77	51.62	9.73	33.10	4.01	82.63	5.83	18.92
TAILINGS	6127.14	.40	1.21	19.97	5.50	16.22	15.07	93.08	24.46

MONTH TO DATE METALLURGICAL BALANCE

	TONS	ASSAYS				DISTRIBUTION			
		PB	ZN	FE	AG	PB	ZN	FE	AG
DRY FEED	115434.70	2.46	4.78	15.68	35.19	100.00	100.00	100.00	100.00
PB CONC.	3569.17	51.43	6.73	6.85	540.50	64.68	4.35	1.35	47.50
ZN CONC.	8051.75	2.21	50.66	9.99	49.83	6.27	73.89	4.45	9.88
TAILINGS	103813.77	.79	1.16	16.42	16.68	29.06	21.76	94.20	42.63

CONCENTRATES FILTERED

MNT	DAILY		MONTH TO DATE	
	PB	ZN	PB	ZN

c.c. Geology J.K. Carrington
 B. Cooper Met Techs.
 Mill Shifter A. McIntyre
 D. MacDonald A.B. Cron

R.C. Smith
 G.W. Chapman
 P.J. Brown

CYPRUS ANVIL

CYPRUS ANVIL MINING CORP. DAILY PRODUCTION REPORT

14/ 5/1981

CRUSHING

CYPRUS ANVIL MINING CORP. DAILY PRODUCTION REPORT

S.C.

14/ 5/1981

CRUSHING

PRIM. TRUCKS 113 SEC. TONS 7913

GRINDING

MILL FEED MOIST DAY .40 M.T.D. 1.73
 % OP. TIME DAY 99.76 M.T.D. 95.28
 SCREEN ANAL.-TAILS DAY 14.70 %+100 63.30 %-200
 M.T.D. 13.42 %+100 66.09 %-200

DAILY METALLURGICAL BALANCE

	TONS	ASSAYS				DISTRIBUTION			
		PB	ZN	FE	AG	PB	ZN	FE	AG
DRY FEED	7586.53	1.98	6.90	18.52	16.80	100.00	100.00	100.00	100.00
PB CONC.	196.27	59.08	4.96	6.98	330.00	77.19	1.86	.96	53.35
ZN CONC.	827.14	.73	52.35	9.88	16.10	4.02	82.72	5.71	10.97
TAILINGS	6563.12	.43	1.23	20.34	6.60	18.79	15.42	93.33	35.68

MONTH TO DATE METALLURGICAL BALANCE

	TONS	ASSAYS				DISTRIBUTION			
		PB	ZN	FE	AG	PB	ZN	FE	AG
DRY FEED	108305.33	2.48	4.64	15.49	36.23	100.00	100.00	100.00	100.00
PB CONC.	3354.36	51.13	6.82	6.87	551.86	63.83	4.55	1.37	47.17
ZN CONC.	7264.33	2.36	50.55	10.02	51.64	6.39	73.04	4.34	9.56
TAILINGS	97686.63	.82	1.15	16.20	17.38	29.78	22.41	94.29	43.26

CONCENTRATES FILTERED

WMT	DAILY		MONTH TO DATE	
	PB	ZN	PB	ZN

c.c. Geology J.K. Carrington
 B. Cooper Met Techs.
 Mill Shifter A. McIntyre
 D. MacDonald A.B. Cron

R.C. Smith
 G.W. Chapman
 P.J. Brown

CYPRUS ANVIL

CYPRUS ANVIL MINING CORP. DAILY PRODUCTION REPORT

S.C.

13/ 5/1981

CRUSHING

PRIM. TRUCKS 109 SEC. TONS 2380

GRINDING

MILL FEED MOIST DAY .60 M.T.D. 1.82
 % OP.TIME DAY 99.54 M.T.D. 94.93
 SCREEN ANAL.-TAILS DAY 18.30 % +100 59.30 % -200
 M.T.D. 13.32 % +100 66.29 % -200

DAILY METALLURGICAL BALANCE

	TONS	ASSAYS				DISTRIBUTION			
		PB	ZN	FE	AG	PB	ZN	FE	AG
DRY FEED	7473.89	1.91	5.84	16.69	25.80	100.00	100.00	100.00	100.00
PB CONC.	214.18	48.74	4.92	6.71	410.60	73.13	2.41	1.15	50.49
ZN CONC.	642.16	1.13	52.52	9.71	42.60	5.08	77.27	4.97	15.70
TAILINGS	6617.54	.47	1.34	17.79	8.90	21.79	20.32	93.88	33.81

MONTH TO DATE METALLURGICAL BALANCE

	TONS	ASSAYS				DISTRIBUTION			
		PB	ZN	FE	AG	PB	ZN	FE	AG
DRY FEED	100718.80	2.52	4.47	15.24	37.75	100.00	100.00	100.00	100.00
PB CONC.	3158.10	50.64	6.94	6.86	565.64	63.03	4.87	1.41	46.98
ZN CONC.	6437.19	2.57	50.32	10.04	56.21	6.53	71.91	4.21	9.52
TAILINGS	91123.51	.85	1.15	15.90	18.16	30.43	23.22	94.38	43.51

c.c. Geology J.K. Carrington R.C. Smith
 B. Cooper Met Techs. G.W. Chapman
 Mill Shifter A. McIntyre P.J. Brown
 D. MacDonald A.B. Cron

CYPRUS ANVIL

CYPRUS ANVIL MINING CORP. DAILY PRODUCTION REPORT

S.C.

12/ 5/1981

CRUSHING

PRIM. TRUCKS 156 SEC. TONS 5746

GRINDING

MILL FEED MOIST DAY .80 M.T.D. 1.92
 % OP.TIME DAY 83.68 M.T.D. 94.55
 SCREEN ANAL.-TAILS DAY 14.90 %+100 66.40 %-200
 M.T.D. 12.93 %+100 66.84 %-200

DAILY METALLURGICAL BALANCE

	TONS	ASSAYS				DISTRIBUTION			
		PB	ZN	FE	AG	PB	ZN	FE	AG
DRY FEED	6670.21	2.46	5.84	16.31	32.70	100.00	100.00	100.00	100.00
PB CONC.	207.31	60.72	5.08	5.41	583.70	76.72	2.70	1.04	52.92
ZN CONC.	601.17	1.48	52.32	9.84	58.20	5.42	80.74	5.51	15.30
TAILINGS	5861.73	.50	1.10	17.13	12.40	17.86	16.55	93.45	31.78

MONTH TO DATE METALLURGICAL BALANCE

	TONS	ASSAYS				DISTRIBUTION			
		PB	ZN	FE	AG	PB	ZN	FE	AG
DRY FEED	93244.91	2.57	4.36	15.12	38.91	100.00	100.00	100.00	100.00
PB CONC.	2943.92	50.77	7.09	6.87	576.92	62.43	5.13	1.44	46.81
ZN CONC.	5795.03	2.74	50.08	10.08	57.72	6.62	71.34	4.14	9.22
TAILINGS	84505.97	.88	1.13	15.75	18.88	30.95	23.54	94.42	43.97

c.c. Geology
 B. Cooper
 Mill Shifter
 D. MacDonald

J.K. Carrington
 Met Techs.
 A. McIntyre
 A.B. Cron

R.C. Smith
 G.W. Chapman
 P.J. Brown

CYPRUS ANVIL

CYPRUS ANVIL MINING CORP. DAILY PRODUCTION REPORT

S.C.

11/ 5/1981

CRUSHING

PRIM. TRUCKS 1300 SEC. TONS 4186

GRINDING

MILL FEED MOIST DAY 1.70 M.T.D. 2.01
 % OP.TIME DAY 98.13 M.T.D. 95.54
 SCREEN ANAL.-TAILS DAY 19.90 %+100 58.90 %-200
 M.T.D. 12.79 %+100 66.87 %-200

DAILY METALLURGICAL BALANCE

	TONS	ASSAYS				DISTRIBUTION			
		PB	ZN	FE	AG	PB	ZN	FE	AG
DRY FEED	7995.72	1.62	4.06	15.09	26.10	100.00	100.00	100.00	100.00
PB CONC.	170.40	57.20	5.91	7.24	557.20	75.25	3.10	1.04	51.06
ZN CONC.	474.22	1.18	51.76	10.02	46.20	4.32	75.61	4.00	11.78
TAILINGS	7351.10	.36	.94	15.35	9.40	20.43	21.29	94.96	37.16

MONTH TO DATE METALLURGICAL BALANCE

	TONS	ASSAYS				DISTRIBUTION			
		PB	ZN	FE	AG	PB	ZN	FE	AG
DRY FEED	86574.70	2.58	4.25	15.04	39.27	100.00	100.00	100.00	100.00
PB CONC.	2736.60	50.02	7.24	6.98	576.41	61.38	5.39	1.47	46.40
ZN CONC.	5193.86	2.88	49.82	10.10	57.66	6.71	70.34	4.03	8.81
TAILINGS	78644.24	.90	1.14	15.65	19.36	31.91	24.28	94.50	44.79

c.c. Geology
 B. Cooper
 Mill Shifter
 D. MacDonald

J.K. Carrington
 Met Techs.
 A. McIntyre
 A.B. Cron

R.C. Smith
 G.W. Chapman
 P.J. Brown

CYPRUS ANVIL

CYPRUS ANVIL MINING CORP. DAILY PRODUCTION REPORT

S.C.

10/ 5/1981

CRUSHING

PRIM. TRUCKS 150 SEC. TONS 5044

GRINDING

MILL FEED MOIST DAY 2.90 M.T.D. 2.04
 % OP.TIME DAY 100.00 M.T.D. 95.28
 SCREEN ANAL.-TAILS DAY 14.10 %+100 64.80 %-200
 M.T.D. 12.05 %+100 67.69 %-200

DAILY METALLURGICAL BALANCE

	TONS	ASSAYS				DISTRIBUTION			
		PB	ZN	FE	AG	PB	ZN	FE	AG
DRY FEED	9256.54	2.72	4.23	17.06	42.90	100.00	100.00	100.00	100.00
PB CONC.	243.33	59.37	7.24	6.65	649.90	57.38	4.50	1.01	39.19
ZN CONC.	520.30	3.16	49.18	10.37	89.60	6.53	65.35	3.37	11.55
TAILINGS	8492.92	1.07	1.39	18.01	23.40	36.09	30.15	95.62	49.25

MONTH TO DATE METALLURGICAL BALANCE

	TONS	ASSAYS				DISTRIBUTION			
		PB	ZN	FE	AG	PB	ZN	FE	AG
DRY FEED	78578.98	2.67	4.27	15.06	40.90	100.00	100.00	100.00	100.00
PB CONC.	2566.20	49.54	7.33	6.97	577.69	60.53	5.61	1.51	46.13
ZN CONC.	4719.64	3.05	49.62	10.11	58.81	6.86	69.83	4.03	8.64
TAILINGS	71293.14	.96	1.16	15.68	20.39	32.62	24.56	94.46	45.23

c.c. Geology
 B. Cooper
 Mill Shifter
 D. MacDonald

J.K. Carrington
 Met Techs.
 A. McIntyre
 A.B. Cron

R.C. Smith
 G.W. Chapman
 P.J. Brown

CYPRUS ANVIL

CYPRUS ANVIL MINING CORP. DAILY PRODUCTION REPORT

S.C.

9/ 5/1981

CRUSHING

PRIM. TRUCKS 94 SEC. TONS 4389

GRINDING

MILL FEED MOIST DAY 2.10 M.T.D. 1.92
 % OP.TIME DAY 98.85 M.T.D. 94.75
 SCREEN ANAL.-TAILS DAY 14.60 %+100 63.50 %-200
 M.T.D. 11.78 %+100 68.08 %-200

DAILY METALLURGICAL BALANCE

	ASSAYS					DISTRIBUTION			
	TONS	PB	ZN	FE	AG	PB	ZN	FE	AG
DRY FEED	9163.44	2.95	4.32	17.31	37.90	100.00	100.00	100.00	100.00
PB CONC.	270.17	51.32	9.27	9.01	604.40	51.29	6.33	1.52	42.06
ZN CONC.	506.08	2.65	50.07	10.24	41.70	4.96	64.01	3.24	5.44
TAILINGS	8387.19	1.41	1.40	18.15	24.30	43.75	29.66	95.24	52.50

MONTH TO DATE METALLURGICAL BALANCE

	ASSAYS					DISTRIBUTION			
	TONS	PB	ZN	FE	AG	PB	ZN	FE	AG
DRY FEED	69322.44	2.67	4.27	14.76	40.54	100.00	100.00	100.00	100.00
PB CONC.	2322.87	48.51	7.34	7.00	570.12	60.96	5.75	1.59	47.12
ZN CONC.	4199.34	3.04	49.68	10.08	55.00	6.90	70.42	4.14	8.22
TAILINGS	62800.22	.95	1.12	15.36	19.98	32.14	23.83	94.27	44.66

c.c. Geology
 B. Cooper
 Mill Shifter
 D. MacDonald

J.K. Carrington
 Met Techs.
 A. McIntyre
 A.B. Cron

R.C. Smith
 G.W. Chapman
 P.J. Brown

CYPRUS ANVIL

CYPRUS ANVIL MINING CORP. DAILY PRODUCTION REPORT

S.C.

8/ 5/1981

CRUSHING

PRIM. TRUCKS 110 SEC. TONS 4355

GRINDING

MILL FEED MOIST DAY 2.10 M.T.D. 1.89
 % OP.TIME DAY 100.00 M.T.D. 94.24
 SCREEN ANAL.-TAILS DAY 13.00 %+100 66.40 %-200
 M.T.D. 11.34 %+100 68.79 %-200

DAILY METALLURGICAL BALANCE

	TONS	ASSAYS				DISTRIBUTION			
		PB	ZN	FE	AG	PB	ZN	FE	AG
DRY FEED	9294.63	2.78	4.30	16.48	36.10	100.00	100.00	100.00	100.00
PB CONC.	260.05	51.51	11.00	8.33	546.70	51.84	7.16	1.31	39.18
ZN CONC.	467.77	3.71	49.84	9.92	50.50	6.72	58.33	2.80	6.51
TAILINGS	8566.80	1.25	1.61	18.55	23.00	41.44	34.51	95.89	54.31

MONTH TO DATE METALLURGICAL BALANCE

	TONS	ASSAYS				DISTRIBUTION			
		PB	ZN	FE	AG	PB	ZN	FE	AG
DRY FEED	60159.00	2.62	4.27	14.35	40.26	100.00	100.00	100.00	100.00
PB CONC.	2052.70	48.15	7.08	6.73	565.61	62.61	5.66	1.60	47.94
ZN CONC.	3693.26	3.09	49.63	10.06	56.82	7.23	71.41	4.30	8.66
TAILINGS	54413.03	.87	1.08	14.93	19.32	30.16	22.93	94.10	43.40

c.c. Geology J.K. Carrington
 B. Cooper Met Techs.
 Mill Shifter A. McIntyre
 D. MacDonald A.B. Cron

R.C. Smith
 G.W. Chapman
 P.J. Brown

CYPRUS ANVIL

J. Bruch

CYPRUS ANVIL MINING CORP. DAILY PRODUCTION REPORT

S.C.

7/ 5/1981

CRUSHING

PRIM. TRUCKS 93 SEC. TONS 2732

GRINDING

MILL FEED MOIST DAY 2.20 M.T.D. 1.86
% OP. TIME DAY 75.11 M.T.D. 93.42
SCREEN ANAL. -TAILS DAY 6.60 % +100 78.80 % -200
M.T.D. 11.03 % +100 69.24 % -200

DAILY METALLURGICAL BALANCE

ASSAYS

DISTRIBUTION

	TONS	PB	ZN	FE	AG	PB	ZN	FE	AG
DRY FEED	6930.11	2.93	4.66	17.39	38.90	100.00	100.00	100.00	100.00
PB CONC.	239.78	48.32	9.15	7.45	563.00	57.06	6.79	1.48	46.68
ZN CONC.	463.93	3.36	49.85	10.28	47.90	7.68	71.61	3.96	7.68
TAILINGS	6226.40	1.15	1.12	18.31	21.20	35.26	21.59	94.56	45.64

MONTH TO DATE METALLURGICAL BALANCE

ASSAYS

DISTRIBUTION

	TONS	PB	ZN	FE	AG	PB	ZN	FE	AG
DRY FEED	50864.37	2.60	4.26	13.72	40.48	100.00	100.00	100.00	100.00
PB CONC.	1792.66	47.66	6.51	6.50	568.35	64.72	5.39	1.67	49.48
ZN CONC.	3225.49	3.00	49.60	10.08	57.74	7.33	73.82	4.66	9.04
TAILINGS	45846.23	.80	.98	14.26	18.63	27.95	20.79	93.67	41.48

c.c. Geology
[Redacted]
M. Shiffer
D. MacDonald

J.K. Carrington
Met Techs.
A. McIntyre
A.B. Cron

R.C. Smith
G.W. Chapman
P.J. Brown

MAY 13 1981

S.C.

CYPRUS ANVIL MINING CORP. DAILY PRODUCTION REPORT

4/ 5/1981

CRUSHING

PRIM. TRUCKS 50 SEC. TONS 5567

GRINDING

MILL FEED MOIST DAY 1.50 M.T.D. 1.57
 % OP.TIME DAY 98.96 M.T.D. 98.90
 SCREEN ANAL.-TAILS DAY 12.00 %+100 66.70 %-200
 M.T.D. 12.22 %+100 66.28 %-200

DAILY METALLURGICAL BALANCE

	ASSAYS					DISTRIBUTION			
	TONS	PB	ZN	FE	AG	PB	ZN	FE	AG
DRY FEED	7316.58	2.37	3.96	12.34	38.90	100.00	100.00	100.00	100.00
PB CONC.	242.58	52.10	5.44	5.48	581.10	72.88	4.55	1.47	50.92
ZN CONC.	414.06	2.67	50.06	10.50	61.10	6.38	71.54	4.81	9.14
TAILINGS	6659.94	.54	1.04	12.72	16.60	20.74	23.91	93.72	39.94

MONTH TO DATE METALLURGICAL BALANCE

	ASSAYS					DISTRIBUTION			
	TONS	PB	ZN	FE	AG	PB	ZN	FE	AG
DRY FEED	28709.88	2.18	3.79	11.89	35.86	100.00	100.00	100.00	100.00
PB CONC.	922.34	49.62	5.19	5.67	566.54	72.98	4.40	1.53	50.75
ZN CONC.	1634.14	2.12	49.56	10.13	61.38	5.52	74.51	4.85	9.74
TAILINGS	26153.40	.52	.88	12.22	15.55	21.51	21.08	93.62	39.51

CONCENTRATES FILTERED

WMT	DAILY		MONTH TO DATE	
	PB	ZN	PB	ZN
	672.00	791.00	2604.00	3192.00

c.c. Geology J.K. Carrington
 B. Cooper Met Techs.
 Mill Shifter A. McIntyre
 D. MacDonald A.B. Cron

R.C. Smith
 G.W. Chapman
 P.J. Brown

CYPRUS ANVIL

J. Brook

CYPRUS ANVIL MINING CORP. DAILY PRODUCTION REPORT

50

3/ 5/1981

CRUSHING

PRIM. TRUCKS 112 SEC. TONS 4766

GRINDING

MILL FEED MOIST DAY 1.70 M.T.D. 1.60-
% OP.TIME DAY 99.31 M.T.D. 98.88
SCREEN ANAL.-TAILS DAY 11.90 % +100 64.20 % -200
M.T.D. 12.29 % +100 66.14 % -200

DAILY METALLURGICAL BALANCE

ASSAYS

DISTRIBUTION

	TONS	PB	ZN	FE	AG	PB	ZN	FE	AG
DRY FEED	7121.84	1.86	3.50	10.47	32.30	100.00	100.00	100.00	100.00
PB CONC.	225.40	43.05	4.71	5.70	478.90	73.25	4.26	1.70	50.86
ZN CONC.	375.15	1.97	50.75	9.78	50.30	5.58	76.38	4.85	8.89
TAILINGS	6521.28	.43	.74	10.85	13.10	21.17	19.36	93.46	40.25

MONTH TO DATE METALLURGICAL BALANCE

ASSAYS

DISTRIBUTION

	TONS	PB	ZN	FE	AG	PB	ZN	FE	AG
DRY FEED	21393.30	2.12	3.73	11.74	35.19	100.00	100.00	100.00	100.00
PB CONC.	679.76	48.74	5.10	5.74	561.34	73.01	4.35	1.55	50.69
ZN CONC.	1220.08	1.93	49.40	10.00	61.47	5.19	75.59	4.86	9.96
TAILINGS	19493.46	.51	.82	12.06	15.20	21.80	20.06	93.59	39.35

CONCENTRATES FILTERED

DAILY

MONTH TO DATE

	PB	ZN	PB	ZN
WMT	566.00	731.00	1932.00	2401.00

c.c. Geology
[Redacted]
Mill Shifter
D. MacDonald

J.K. Carrington
Met Techs.
A. McIntyre
A.B. Cron

R.C. Smith
G.W. Chapman
P.J. Brown

CYPRUS ANVIL

CYPRUS ANVIL MINING CORP. DAILY PRODUCTION REPORT

Ar
 2/ 5/1981

CRUSHING

PRIM. TRUCKS 149 SEC. TONS 3675

GRINDING

MILL FEED MOIST DAY 1.60 M.T.D. 1.55
 % OP.TIME DAY 98.03 M.T.D. 98.67
 SCREEN ANAL.-TAILS DAY 10.70 %+100 68.90 %-200
 M.T.D. 12.49 %+100 67.11 %-200

DAILY METALLURGICAL BALANCE

	TONS	ASSAYS				DISTRIBUTION			
		PB	ZN	FE	AG	PB	ZN	FE	AG
DRY FEED	6981.48	2.19	3.85	11.47	41.70	100.00	100.00	100.00	100.00
PB CONC.	230.63	50.40	5.70	5.95	595.20	76.02	4.89	1.70	55.46
ZN CONC.	401.31	1.54	50.57	9.74	56.40	4.04	75.50	4.85	9.14
TAILINGS	6349.55	.48	.83	11.86	13.80	19.93	19.61	93.45	35.40

MONTH TO DATE METALLURGICAL BALANCE

	TONS	ASSAYS				DISTRIBUTION			
		PB	ZN	FE	AG	PB	ZN	FE	AG
DRY FEED	14271.47	2.25	3.84	12.29	37.88	100.00	100.00	100.00	100.00
PB CONC.	454.36	51.56	5.30	5.76	602.24	72.91	4.39	1.49	50.62
ZN CONC.	844.93	1.91	48.80	10.10	66.43	5.03	75.24	4.87	10.38
TAILINGS	12972.17	.55	.86	12.66	16.25	22.06	20.37	93.64	39.00

CONCENTRATES FILTERED

WMT	DAILY		MONTH TO DATE	
	PB	ZN	PB	ZN
	593.00	815.00	1366.00	1670.00

c.c. Geology J.K. Carrington
 B. Cooper Met Techs.
 Mill Shifter A. McIntyre
 D. MacDonald A.B. Cron

R.C. Smith
 G.W. Chapman
 P.J. Brown

CYPRUS ANVIL

JBrink

CYPRUS ANVIL MINING CORP. DAILY PRODUCTION REPORT

Am

1/ 5/1981

CRUSHING

PRIM. TRUCKS 129 SEC. TONS 5181

GRINDING

MILL FEED MOIST DAY 1.50 M.T.D. 1.50
% OP.TIME DAY 99.31 M.T.D. 99.31
SCREEN ANL.-TAILS DAY 14.20 %+100 65.40 %-200
M.T.D. 14.20 %+100 65.40 %-200

DAILY METALLURGICAL BALANCE

	TONS	ASSAYS				DISTRIBUTION			
		PB	ZN	FE	AG	PB	ZN	FE	AG
DRY FEED	7289.99	2.31	3.83	12.83	44.80	100.00	100.00	100.00	100.00
PB CONC.	223.73	52.75	4.88	5.56	609.50	70.08	3.91	1.31	46.53
ZN CONC.	443.63	2.25	47.19	10.43	75.50	5.93	74.98	4.88	11.43
TAILINGS	6622.63	.61	.89	13.43	18.60	23.99	21.11	93.81	42.04

MONTH TO DATE METALLURGICAL BALANCE

	TONS	ASSAYS				DISTRIBUTION			
		PB	ZN	FE	AG	PB	ZN	FE	AG
DRY FEED	7289.99	2.31	3.83	13.01	40.20	100.00	100.00	100.00	100.00
PB CONC.	223.73	52.75	4.88	5.56	609.50	70.08	3.91	1.31	46.53
ZN CONC.	443.63	2.25	47.19	10.43	75.50	5.93	74.98	4.88	11.43
TAILINGS	6622.63	.61	.89	13.43	18.60	23.99	21.11	93.81	42.04

CONCENTRATES FILTERED

	DAILY		MONTH TO DATE	
	PB	ZN	PB	ZN
WMT	773.00	855.00	773.00	855.00

c.c. *Geology*
Mill Shifter
D. MacDonald

J.K. Carrington
Met Techs.
A. McIntyre
A.B. Cron

R.C. Smith
G.W. Chapman
P.J. Brown

CYPRUS ANVIL

SC

DATE: 1/5/1981

DAILY LOAD OUT

ASSAYS

	WMT	% MOIST.	DMT	PB	ZN	FE	AG
LEAD	0.00	0.00	0.00	0.00	0.00	0.00	0.00
ZINC	90.74	5.30	85.93	2.84	46.03	10.56	74.30
TOTAL	90.74		85.93				

S. Cron
A. McIntyre
G.W. Chapman
Met. Techn.

MONTH TO DATE

ASSAYS

	WMT	% MOIST.	DMT	PB	ZN	FE	AG
LEAD	0.00	0.00	0.00	0.00	0.00	0.00	0.00
ZINC	90.74	5.30	85.93	2.84	46.03	10.56	74.30
TOTAL	90.74		85.93				

c.c. Geology
B. Cooper
Mill Shifter
D. MacDonald

J.K. Carrington
Met Techs.
A. McIntyre
A.B. Cron

R.C. Smith
G.W. Chapman
P.J. Brown

@@ NB: Correction to the month to date which happened on the 22nd of April 1981.

A.C.

DATE: 30/ 4/1981

DAILY LOAD OUT

ASSAYS

	WMT	% MOIST.	DMT	PB	ZN	FE	AG
LEAD	0.00	0.00	0.00	0.00	0.00	0.00	0.00
ZINC	-7.00	7.02	-6.51	1.43	50.67	10.60	41.70
TOTAL	-7.00		-6.51				

MONTH TO DATE

ASSAYS

	WMT	% MOIST.	DMT	PB	ZN	FE	AG
LEAD	13634.39	5.75	12850.13	49.34	6.74	7.05	534.53
ZINC	21040.11	6.84	19601.31	2.24	48.04	10.25	57.45
TOTAL	34674.50		32451.44				

c.c. Geology J.K. Carrington
 B. Cooper Met Techs.
 Mill Shifter A. McIntyre
 D. MacDonald A.B. Cron

R.C. Smith
 G.W. Chapman
 P.J. Brown

CYPRUS ANML

MAY 15 1981

CYPRUS ANVIL MINING CORP. DAILY PRODUCTION REPORT

6/5

CRUSHING

PRIM. TRUCKS 118 SEC. TONS 5500

GRINDING

MILL FEED MOIST DAY 2.10 M.T.D. 1.80
% OP.TIME DAY 99.53 M.T.D. 96.49
SCREEN ANAL.-TAILS DAY 11.70%+100 69.50 %-200
M.T.D. 11.73%+100 67.73 %-200

DAILY METALLURGICAL BALANCE

ASSAYS

DISTRIBUTION

	TONS	PB	ZN	FE	AG	PB	ZN	FE	AG
DRY FEED	8521.22	3.20	5.14	16.69	44.20	100.00	100.00	100.00	100.00
PB CONC.	316.74	46.47	7.91	7.86	560.50	53.98	5.72	1.78	45.04
ZN CONC.	666.13	4.24	48.75	9.94	54.80	10.36	74.14	4.74	9.26
TAILINGS	7538.34	1.29	1.17	17.33	23.90	35.66	20.14	93.48	45.70

MONTH TO DATE METALLURGICAL BALANCE

ASSAYS

DISTRIBUTION

	TONS	PB	ZN	FE	AG	PB	ZN	FE	AG
DRY FEED	43934.26	2.54	4.20	13.14	40.29	100.00	100.00	100.00	100.00
PB CONC.	1552.88	47.56	6.11	6.36	569.18	66.11	5.14	1.71	49.94
ZN CONC.	2761.56	2.94	49.55	10.05	59.39	7.27	74.21	4.81	9.27
TAILINGS	39619.82	.75	.96	13.62	18.23	26.62	20.65	93.48	40.80

CONCENTRATES FILTERED

DAILY

MONTH TO DATE

	PB	ZN	PB	ZN
WMT	548.00	618.00	3585.00	4405.00

c.c. Geology
[Redacted]
Mill Shifter
D. MacDonald

J.K. Carrington
Met Techs.
A. McIntyre
A.B. Cron

R.C. Smith
G.W. Chapman
P.J. Brown

CYPRUS ANVIL

J.B. Clark MAY 13 1981

CYPRUS ANVIL MINING CORP. DAILY PRODUCTION REPORT

S.C.

5/ 5/1981

CRUSHING

 PRIM. TRUCKS 121 SEC. TONS 2334

GRINDING

 MILL FEED MOIST DAY 2.40 M.T.D. 1.73
 % OP. TIME DAY 83.79 M.T.D. 95.88
 SCREEN ANAL. -TAILS DAY 9.60 % +100 71.90 % -200
 M.T.D. 11.73 % +100 67.32 % -200

DAILY METALLURGICAL BALANCE

	ASSAYS					DISTRIBUTION			
	TONS	PB	ZN	FE	AG	PB	ZN	FE	AG
DRY FEED	6703.17	3.24	4.76	14.46	49.10	100.00	100.00	100.00	100.00
PB CONC.	313.80	42.58	6.98	6.85	585.70	61.52	6.86	2.24	53.09
ZN CONC.	461.29	3.98	50.67	9.90	59.00	8.45	73.26	4.76	7.86
TAILINGS	5928.08	1.10	1.07	15.06	22.80	30.02	19.88	93.00	39.04

MONTH TO DATE METALLURGICAL BALANCE

	ASSAYS					DISTRIBUTION			
	TONS	PB	ZN	FE	AG	PB	ZN	FE	AG
DRY FEED	35413.05	2.38	3.97	12.35	38.85	100.00	100.00	100.00	100.00
PB CONC.	1236.13	47.83	5.64	5.97	571.40	70.03	4.96	1.69	51.34
ZN CONC.	2095.43	2.53	49.81	10.08	60.85	6.27	74.23	4.83	9.27
TAILINGS	32081.48	.62	.91	12.75	16.89	23.70	20.81	93.49	39.39

CONCENTRATES FILTERED

WMT	DAILY		MONTH TO DATE	
	PB	ZN	PB	ZN
	433.00	595.00	3037.00	3787.00

c.c. ~~Geology~~
 Mill Shifter
 D. MacDonald

J.K. Carrington
 Met Techs.
 A. McIntyre
 A.B. Cron

R.C. Smith
 G.W. Chapman
 P.J. Brown

To: J. Bruk
From: R. McCallum
Re: Operations for WEDNESDAY, MAY 6, 1981

MINE OPERATIONS

COMMENTS

Total Mine Yardage:	21,910	
02-05:	4,606	down 14 hours: pendant lines/trip chain & swing brake
02-06:	10,626	
02-07:	6,678	
02-08:	-	down 24 hours: mechanical
06-09:	-	
06-11:	-	
(Tons) Ore to Crusher:	9,223	

MILL OPERATIONS

COMMENTS

(Tonnes) Mill Tonnage:	8,704	Ore S.G.: 3.29
Feed Grade, %Pb:	2.4	
Feed Grade, %Zn:	4.1	
Pb Concentrate, %Pb:	48.1	
Zn Concentrate, %Zn:	47.7	
Recovery, %Pb:	68.3	
Recovery, %Zn:	72.0	

LOADOUT

(WMT) Loadout Tonnage:	Pb:	Ni
	Zn:	
	Bulk:	_____
	Total:	

White Pass Containers:

J. Brink

MAY 8 1981

CYPRUS ANVIL MINING CORP. DAILY PRODUCTION REPORT

A.M.
30/4/1981

CRUSHING

PRIM. TRUCKS 96 SEC. TONS 8239

GRINDING

MILL FEED MOIST DAY 1.50 M.T.D. 1.06
% OP.TIME DAY 99.65 M.T.D. 94.22
SCREEN ANAL.-TAILS DAY 13.00 %+100 66.90 %-200
M.T.D. 11.59 %+100 68.63 %-200

DAILY METALLURGICAL BALANCE

ASSAYS

DISTRIBUTION

	TONS	PB	ZN	FE	AG	PB	ZN	FE	AG
DRY FEED	7752.94	2.43	4.17	15.11	37.60	100.00	100.00	100.00	100.00
PB CONC.	245.90	54.03	5.27	6.29	552.60	70.52	4.01	1.28	45.76
ZN CONC.	429.40	1.89	51.34	10.24	53.70	4.31	68.19	3.64	7.76
TAILINGS	7077.64	.67	1.27	16.23	19.50	25.17	27.80	95.08	46.48

MONTH TO DATE METALLURGICAL BALANCE

ASSAYS

DISTRIBUTION

	TONS	PB	ZN	FE	AG	PB	ZN	FE	AG
DRY FEED	213872.93	2.30	4.60	14.38	34.51	100.00	100.00	100.00	100.00
PB CONC.	6702.70	55.78	5.15	5.50	559.48	75.89	3.51	1.20	50.79
ZN CONC.	14578.61	1.67	50.47	10.10	48.54	4.95	74.86	4.79	9.59
TAILINGS	192591.61	.49	1.10	15.01	15.18	19.16	21.63	94.01	39.62

CONCENTRATES FILTERED

DAILY

MONTH TO DATE

	PB	ZN	PB	ZN
WMT	554.00	676.00	2872.00	4309.00

c.c. Geology
[Redacted]
Mill Shifter
D. MacDonald

J.K. Carrington
Met Techs.
A. McIntyre
A.B. Cron

R.C. Smith
G.W. Chapman
P.J. Brown

DM
DATE: 29/ 4/1981

DAILY LOAD OUT

*****				ASSAYS			
*****				*****			
	WMT	% MOIST.	DMT	PB	ZN	FE	AG
LEAD	153.44	5.92	144.36	50.41	5.92	6.87	464.40
ZINC	1561.19	7.03	1451.44	1.89	49.32	10.20	52.60
TOTAL	1714.63		1595.79				

MONTH TO DATE

*****				ASSAYS			
*****				*****			
	WMT	% MOIST.	DMT	PB	ZN	FE	AG
LEAD	13231.47	5.77	12468.61	49.19	6.79	7.07	536.55
ZINC	20075.28	6.88	18693.81	2.19	48.14	10.21	55.96
TOTAL	33306.75		31162.42				

Orde
DATE: 30/ 4/1981

DAILY LOAD OUT

*****				ASSAYS			
*****				*****			
	WMT	% MOIST.	DMT	PB	ZN	FE	AG
LEAD	402.92	5.31	381.52	54.07	5.35	6.18	468.70
ZINC	971.83	5.95	914.01	3.26	46.04	11.06	88.00
TOTAL	1374.75		1295.53				

MONTH TO DATE

*****				ASSAYS			
*****				*****			
	WMT	% MOIST.	DMT	PB	ZN	FE	AG
LEAD	13634.39	5.75	12850.13	49.34	6.74	7.05	534.53
ZINC	21047.11	6.84	19607.82	2.24	48.04	10.25	57.45
TOTAL	34681.50		32457.95				

c.c. Geology J.K. Carrington R.C. Smith
B. Cooper Met Techs. G.W. Chapman
Mill Shifter A. McIntyre P.J. Brown
D. MacDonald A.B. Cron

JBuck

CYPRUS ANVIL MINING CORP. DAILY PRODUCTION REPORT

Av

29/ 4/1981

CRUSHING

PRIM. TRUCKS 91 SEC. TONS 7928

GRINDING

MILL FEED MOIST DAY 1.10 M.T.D. 1.05
% OP.TIME DAY 99.07 M.T.D. 94.04
SCREEN ANAL.-TAILS DAY 12.50 %+100 66.90 %-200
M.T.D. 11.54 %+100 68.70 %-200

DAILY METALLURGICAL BALANCE

ASSAYS

DISTRIBUTION

	TONS	PB	ZN	FE	AG	PB	ZN	FE	AG
DRY FEED	7546.07	2.10	4.23	14.37	33.90	100.00	100.00	100.00	100.00
PB CONC.	221.69	51.72	4.18	5.20	526.50	72.35	2.90	1.05	47.24
ZN CONC.	475.50	2.30	49.48	10.63	61.00	6.90	73.71	4.63	11.74
TAILINGS	6848.88	.48	1.09	15.05	14.80	20.75	23.39	94.32	41.02

MONTH TO DATE METALLURGICAL BALANCE

ASSAYS

DISTRIBUTION

	TONS	PB	ZN	FE	AG	PB	ZN	FE	AG
DRY FEED	206120.00	2.30	4.61	14.33	34.36	100.00	100.00	100.00	100.00
PB CONC.	6456.80	55.85	5.14	5.47	559.43	76.11	3.49	1.20	51.00
ZN CONC.	14149.22	1.67	50.45	10.10	48.38	4.97	75.09	4.84	9.66
TAILINGS	185513.98	.48	1.10	14.97	15.02	18.92	21.42	93.97	39.34

CONCENTRATES FILTERED

DAILY

MONTH TO DATE

	PB	ZN	PB	ZN
WMT	538.00	815.00	2318.00	3633.00

c.c. Geology

M.H. Shifter
D. MacDonald

J.K. Carrington
Met Techs.
A. McIntyre
A.B. Cron

R.C. Smith
G.W. Chapman
P.J. Brown

CYPRUS ANVIL

Am

DATE: 27/ 4/1981

DAILY LOAD OUT

ASSAYS

	WMT	% MOIST.	DMT	PB	ZN	FE	AG
LEAD	477.13	4.60	455.18	60.51	4.93	5.49	502.00
ZINC	1332.29	8.55	1218.38	1.60	49.70	10.63	32.00
TOTAL	1809.42		1673.56				

MONTH TO DATE

ASSAYS

	WMT	% MOIST.	DMT	PB	ZN	FE	AG
LEAD	13078.03	5.76	12324.25	49.18	6.80	7.07	1537.39
ZINC	16943.76	6.80	15791.23	2.29	47.88	10.18	57.75
TOTAL	30021.79		28115.48				

m.

DATE: 28/ 4/1981

DAILY LOAD OUT

ASSAYS

	WMT	% MOIST.	DMT	PB	ZN	FE	AG
LEAD	0.00	0.00	0.00	0.00	0.00	0.00	0.00
ZINC	1570.33	7.59	1451.14	1.35	49.84	10.47	39.80
TOTAL	1570.33		1451.14				

MONTH TO DATE

ASSAYS

	WMT	% MOIST.	DMT	PB	ZN	FE	AG
LEAD	13078.03	5.76	12324.25	49.18	6.80	7.07	537.39
ZINC	18514.09	6.87	17242.38	2.22	48.04	10.21	56.24
TOTAL	31592.12		29566.63				

c.c. Geology
 B. Cooper
 Mill Shifter
 D. MacDonald

J.K. Carrington
 Met Techs.
 A. McIntyre
 A.B. Cron

R.C. Smith
 G.W. Chapman
 P.J. Brown

CYPRUS ANVIL

CYPRUS ANVIL MINING CORP. DAILY PRODUCTION REPORT

W
 28/4/1981

CRUSHING

 GRINDING

PRIM. TRUCKS 105 SEC. TONS 8502

MILL FEED MOIST DAY .90 M.T.D. 1.05
 % OP.TIME DAY 92.29 M.T.D. 93.86
 SCREEN ANAL.-TAILS DAY 15.80 %+100 63.10 %-200
 M.T.D. 11.50 %+100 68.77 %-200

DAILY METALLURGICAL BALANCE

	TONS	ASSAYS				DISTRIBUTION			
		PB	ZN	FE	AG	PB	ZN	FE	AG
DRY FEED	7555.38	1.74	4.20	13.90	24.90	100.00	100.00	100.00	100.00
PB CONC.	208.16	45.99	4.29	5.80	408.30	72.82	2.81	1.18	49.35
ZN CONC.	494.78	1.82	49.45	10.40	32.30	6.85	77.10	5.03	9.28
TAILINGS	6852.44	.39	.93	14.00	10.40	20.33	20.08	93.79	41.38

MONTH TO DATE METALLURGICAL BALANCE

	TONS	ASSAYS				DISTRIBUTION			
		PB	ZN	FE	AG	PB	ZN	FE	AG
DRY FEED	198573.93	2.31	4.63	14.33	34.42	100.00	100.00	100.00	100.00
PB CONC.	6235.12	56.00	5.17	5.48	560.60	76.24	3.51	1.20	51.13
ZN CONC.	13673.71	1.64	50.48	10.08	47.94	4.91	75.14	4.84	9.59
TAILINGS	178665.10	.48	1.10	14.96	15.03	18.86	21.35	93.95	39.28

CONCENTRATES FILTERED

WMT	DAILY		MONTH TO DATE	
	PB	ZN	PB	ZN
	529.00	840.00	1780.00	2818.00

c.c. Geology J.K. Carrington
 Met Techs.
 A. McIntyre
 D. MacDonald A.B. Cron

R.C. Smith
 G.W. Chapman
 P.J. Brown

JBrink

CYPRUS ANVIL MINING CORP. DAILY PRODUCTION REPORT

imc
27/4/1981

CRUSHING

PRIM. TRUCKS 82 SEC. TONS 5138

GRINDING

MILL FEED MOIST DAY 1.10 M.T.D. 1.05
% OP.TIME DAY 100.00 M.T.D. 93.91
SCREEN ANAL.-TAILS DAY 14.50 %+100 67.80 %-200
M.T.D. 11.33 %+100 69.00 %-200

DAILY METALLURGICAL BALANCE

ASSAYS

DISTRIBUTION

	TONS	PB	ZN	FE	AG	PB	ZN	FE	AG
DRY FEED	7908.04	1.14	3.33	12.10	13.70	100.00	100.00	100.00	100.00
PB CONC.	117.06	55.87	6.99	7.63	509.40	72.55	3.11	.99	52.11
ZN CONC.	403.84	2.47	49.28	10.64	44.00	11.06	75.57	4.79	15.50
TAILINGS	7387.14	.20	.76	11.45	5.00	16.39	21.32	94.22	32.30

MONTH TO DATE METALLURGICAL BALANCE

ASSAYS

DISTRIBUTION

	TONS	PB	ZN	FE	AG	PB	ZN	FE	AG
DRY FEED	191018.54	2.33	4.64	14.36	34.88	100.00	100.00	100.00	100.00
PB CONC.	6026.95	56.34	5.21	5.47	565.86	76.34	3.54	1.20	51.11
ZN CONC.	13178.93	1.64	50.52	10.07	48.53	4.85	75.07	4.84	9.60
TAILINGS	171812.66	.49	1.10	15.00	15.21	18.81	21.40	93.96	39.21

CONCENTRATES FILTERED

DAILY

MONTH TO DATE

	PB	ZN	PB	ZN
WMT	676.00	1067.00	1251.00	1978.00

c.c. Geology
Mill Shifter
D. MacDonald

J.K. Carrington
Met Techs.
A. McIntyre
A.B. Cron

R.C. Smith
G.W. Chapman
P.J. Brown

CYPRUS ANVIL

J.B. Ch

CYPRUS ANVIL MINING CORP. DAILY PRODUCTION REPORT

Jim
26/ 4/1981

CRUSHING

PRIM. TRUCKS 82 SEC. TONS 5389

GRINDING

MILL FEED MOIST DAY .60 M.T.D. 1.05
% OP.TIME DAY 99.38 M.T.D. 93.68
SCREEN ANAL.-TAILS DAY 10.90 %+100 67.50 %-200
M.T.D. 11.19 %+100 69.05 %-200

DAILY METALLURGICAL BALANCE

	TONS	ASSAYS				DISTRIBUTION			
		PB	ZN	FE	AG	PB	ZN	FE	AG
DRY FEED	7522.59	2.17	6.30	18.57	26.40	100.00	100.00	100.00	100.00
PB CONC.	199.50	65.38	4.09	4.63	482.10	79.90	1.72	.65	53.77
ZN CONC.	684.96	1.01	52.88	10.22	30.60	4.24	76.43	4.92	11.72
TAILINGS	6638.13	.39	1.56	20.23	9.30	15.86	21.85	94.43	34.51

MONTH TO DATE METALLURGICAL BALANCE

	TONS	ASSAYS				DISTRIBUTION			
		PB	ZN	FE	AG	PB	ZN	FE	AG
DRY FEED	183110.50	2.38	4.70	14.49	35.78	100.00	100.00	100.00	100.00
PB CONC.	5914.80	56.35	5.17	5.43	566.98	76.53	3.55	1.21	51.18
ZN CONC.	12779.29	1.61	50.56	10.05	48.67	4.73	75.02	4.84	9.49
TAILINGS	164416.40	.50	1.12	15.16	15.67	18.74	21.43	93.94	39.33

CONCENTRATES FILTERED

WMT	DAILY		MONTH TO DATE	
	PB	ZN	PB	ZN
	575.00	911.00	575.00	911.00

c.c. ~~Geology~~
Mill Shifter
D. MacDonald

J.K. Carrington
Met Techs.
A. McIntyre
A.B. Cron

R.C. Smith
G.W. Chapman
P.J. Brown

CYPRUS ANVIL MINING CORP. DAILY PRODUCTION REPORT

JM

25/ 4/1981

CRUSHING

PRIM. TRUCKS 109 SEC. TONS 4565

GRINDING

MILL FEED MOIST DAY .60 M.T.D. 1.07
 % OP.TIME DAY 99.76 M.T.D. 93.45
 SCREEN ANAL.-TAILS DAY 8.70 %+100 71.30 %-200
 M.T.D. 11.20 %+100 69.12 %-200

DAILY METALLURGICAL BALANCE

	TONS	ASSAYS				DISTRIBUTION			
		PB	ZN	FE	AG	PB	ZN	FE	AG
DRY FEED	7404.31	2.20	6.20	18.20	21.20	100.00	100.00	100.00	100.00
PB CONC.	210.80	60.43	4.07	5.44	430.80	78.20	1.87	.83	50.90
ZN CONC.	739.02	.70	52.66	10.45	33.80	3.18	84.77	5.61	14.00
TAILINGS	6454.48	.47	.95	19.94	9.70	18.62	13.36	93.55	35.00

MONTH TO DATE METALLURGICAL BALANCE

	TONS	ASSAYS				DISTRIBUTION			
		PB	ZN	FE	AG	PB	ZN	FE	AG
DRY FEED	175587.90	2.39	4.64	14.30	36.30	100.00	100.00	100.00	100.00
PB CONC.	5715.30	56.03	5.21	5.46	569.95	76.39	3.66	1.24	51.11
ZN CONC.	12094.33	1.65	50.43	10.04	49.69	4.75	74.94	4.84	9.43
TAILINGS	157778.28	.50	1.10	14.94	15.94	18.86	21.40	93.92	39.46

CONCENTRATES FILTERED

WMT	DAILY		MONTH TO DATE	
	PB	ZN	PB	ZN
	0.00	0.00	0.00	0.00

c.c. Geology
 B. Cooper
 Mill Shifter
 D. MacDonald

J.K. Carrington
 Met Techs.
 A. McIntyre
 A.B. Cron

R.C. Smith
 G.W. Chapman
 P.J. Brown

AM

DATE: 24/ 4/19

S

	WMT	% Moist	DMT	Pb	ZN	FE	AG
LEAD	505.79	5.10	479.99	59.70	5.03	5.44	486.80
NC	980.05	6.02	921.05	2.60	47.14	10.77	70.60
TOTAL	1485.84		1401.05				

S

MMT	% MOIST.	DMT	PB	ZN	FE	AG	
LEAD	12600.90	5.81	11869.07	48.75	6.87	7.13	538.75
ZINC	15504.42	6.66	14471.80	2.35	47.73	10.14	59.72
TOTAL	28105.32		26340.87				

AM

DATE: 25/ 4/198

DAILY LOAD OUT

	WMT	% MOIST.	DMT	PB	ZN	FE	AG
LEAD	0.00	0.00	0.00	0.00	0.00	0.00	0.00
ZINC	107.05	5.60	101.06	3.16	46.35	11.12	85.80
TOTAL	107.05		101.06				

MONTH TO DATE

	WMT	% MOIST.	DMT	PB	ZN	FE	AG
LEAD	12600.90	5.81	11869.07	48.75	6.87	7.13	538.75
ZINC	15611.47	6.65	14572.85	2.35	47.72	10.15	59.90
TOTAL	28212.37		26441.92				

c.c. Geology J.K. Carrington
 B. Cooper Met Techs.
 Mill Shifter A. McIntyre
 D. MacDonald A.B. Cron

R.C. Smith
 G.W. Chapman
 P.J. Brown

AMC

DATE: 23/ 4/1981

DATE: 23/ 4/1981 DAILY LOAD

MOIST.	DMT	PB.	ZN	FE	AG		
LEAD	0.00	0.00	0.00	0.00	0.00	0.00	0.00
ZINC	1633.73	6.48	1527.86	1.77	50.20	10.69	49.50
TOTAL	1633.73		1527.86				

O DATE		ASSAYS					

	WMT	% MOIST.	DMT	PB	ZN	FE	AG
LEAD	12095.11	5.84	11389.07	48.28	6.95	7.21	540.94
ZINC	14524.37	6.70	13550.75	2.33	47.77	10.10	58.98
TOTAL	26619.48		24939.82				

c.c. Geology
 B. Cooper
 Mill Shifter
 D. MacDonald

J.K. Carrington
 Met Techs.
 A. McIntyre
 A.B. Cron

R.C. Smith
 G.W. Chapman
 P.J. Brown

CYPRUS ANVIL

JRB

CYPRUS ANVIL MINING CORP. DAILY PRODUCTION REPORT

Amu
22/4/1981

CRUSHING

PRIM. TRUCKS 86 SEC. TONS 7241

GRINDING

MILL FEED MOIST DAY .70 M.T.D. 1.16
% OP.TIME DAY 100.00 M.T.D. 88.70
SCREEN ANAL.-TAILS DAY 12.20 %+100 68.10 %-200
M.T.D. 11.30 %+100 69.18 %-200

DAILY METALLURGICAL BALANCE

	ASSAYS					DISTRIBUTION			
	TONS	PB	ZN	FE	AG	PB	ZN	FE	AG
DRY FEED	7583.54	2.37	5.18	18.08	29.20	100.00	100.00	100.00	100.00
PB CONC.	242.83	61.27	4.45	6.09	380.20	82.78	2.75	1.12	46.3
ZN CONC.	533.62	1.08	51.18	10.86	29.20	3.21	69.52	4.38	7.8
TAILINGS	6807.09	.37	1.60	18.39	13.40	14.01	27.73	94.51	45.8

MONTH TO DATE METALLURGICAL BALANCE

	ASSAYS					DISTRIBUTION			
	TONS	PB	ZN	FE	AG	PB	ZN	FE	AG
DRY FEED	146463.94	2.43	4.42	13.46	38.54	100.00	100.00	100.00	100.00
PB CONC.	4933.80	55.09	5.42	5.50	585.31	76.24	4.13	1.38	51.1
ZN CONC.	9569.83	1.81	49.87	9.96	53.92	4.85	73.72	4.84	9.1
TAILINGS	131960.31	.51	1.09	14.01	16.99	18.90	22.14	93.79	39.7

CONCENTRATES FILTERED

WMT	DAILY		MONTH TO DATE	
	PB	ZN	PB	ZN
	0.00	0.00	0.00	0.00

c.c. Geology
[Redacted]
Mill Shifter
D. MacDonald
J.K. Carrington
Met Techs.
A. McIntyre
A.B. Cron

R.C. Smith
G.W. Chapman
P.J. Brown

CYPRUS ANVIL MINING CORP. DAILY PRODUCTION REPORT

lm
 21/ 4/1981

CRUSHING

PRIM. TRUCKS 140 SEC. TONS 3327

GRINDING

MILL FEED MOIST DAY 1.00 M.T.D. 1.19
 % OP.TIME DAY 90.85 M.T.D. 88.16
 SCREEN ANAL.-TAILS DAY 16.00 %+100 63.10 %-200
 M.T.D. 11.25 %+100 69.24 %-200

DAILY METALLURGICAL BALANCE

	ASSAYS					DISTRIBUTION			
	TONS	PB	ZN	FE	AG	PB	ZN	FE	AG
DRY FEED	7535.88	2.57	5.57	17.29	30.20	100.00	100.00	100.00	100.00
PB CONC.	268.90	57.13	5.67	6.73	405.20	79.32	3.63	1.41	50.21
ZN CONC.	576.62	1.26	52.05	10.34	33.10	3.75	71.50	4.64	8.79
TAILINGS	6690.35	.49	1.56	18.03	13.30	16.93	24.86	93.95	41.00

MONTH TO DATE METALLURGICAL BALANCE

	ASSAYS					DISTRIBUTION			
	TONS	PB	ZN	FE	AG	PB	ZN	FE	AG
DRY FEED	138880.40	2.44	4.38	13.24	39.21	100.00	100.00	100.00	100.00
PB CONC.	4690.98	54.77	5.47	5.47	595.92	75.90	4.22	1.39	51.33
ZN CONC.	9036.20	1.85	49.79	9.91	55.38	4.94	74.00	4.87	9.19
TAILINGS	125153.22	.52	1.06	13.77	17.18	19.16	21.78	93.74	39.48

CONCENTRATES FILTERED

WMT	DAILY		MONTH TO DATE	
	PB	ZN	PB	ZN
	0.00	0.00	0.00	0.00

c.c. Geology J.K. Carrington
 B. Cooper Met Techs.
 Mill Shifter A. McIntyre
 D. MacDonald A.B. Cron

R.C. Smith
 G.W. Chapman
 P.J. Brown

JBruck

CYPRUS ANVIL MINING CORP. DAILY PRODUCTION REPORT

Amc
19/ 4/1981

CRUSHING

PRIM. TRUCKS 130 SEC. TONS 5680

GRINDING

MILL FEED MOIST DAY .90 M.T.D. 1.20
% OP.TIME DAY 99.65 M.T.D. 88.21
SCREEN ANAL.-TAILS DAY 9.00 % +100 73.60 % -200
M.T.D. 10.99 % +100 69.57 % -200

DAILY METALLURGICAL BALANCE

ASSAYS

DISTRIBUTION

	TONS	PB	ZN	FE	AG	PB	ZN	FE	AG
DRY FEED	7848.72	3.42	6.13	17.50	54.10	100.00	100.00	100.00	100.00
PB CONC.	345.47	65.92	5.80	4.66	671.30	84.84	4.16	1.25	60.10
ZN CONC.	704.17	1.53	51.19	10.34	49.70	4.01	74.92	5.64	9.07
TAILINGS	6799.08	.44	1.48	17.67	17.50	11.14	20.91	93.11	30.83

MONTH TO DATE METALLURGICAL BALANCE

ASSAYS

DISTRIBUTION

	TONS	PB	ZN	FE	AG	PB	ZN	FE	AG
DRY FEED	124611.30	2.39	4.26	12.93	39.46	100.00	100.00	100.00	100.00
PB CONC.	4164.16	54.17	5.47	5.40	605.67	75.68	4.29	1.39	51.30
ZN CONC.	7932.02	1.84	49.57	9.86	56.54	4.90	74.05	4.85	9.12
TAILINGS	112515.12	.51	1.02	13.42	17.30	19.41	21.66	93.75	39.58

CONCENTRATES FILTERED

DAILY

MONTH TO DATE

	PB	ZN	PB	ZN
MMT	0.00	0.00	0.00	0.00

c.c. *Geology*
Mill Shifter
D. MacDonald

J.K. Carrington
Met Techs.
A. McIntyre
A.B. Cron

R.C. Smith
G.W. Chapman
P.J. Brown

CYPRUS

0475 791

CYPRUS ANVIL MINING CORP. DAILY PRODUCTION REPORT

18/ 4/1981

CRUSHING

CYPRUS ANVIL MINING CORP. DAILY PRODUCTION REPORT

Am

18/ 4/1981

CRUSHING

PRIM. TRUCKS 33 SEC. TONS 5473

GRINDING

MILL FEED MOIST DAY 1.00 M.T.D. 1.22
% OP.TIME DAY 99.19 M.T.D. 87.58
SCREEN ANAL.-TAILS DAY 11.10 % +100 69.50 % -200
M.T.D. 11.12 % +100 69.31 % -200

DAILY METALLURGICAL BALANCE

ASSAYS

DISTRIBUTION

	TONS	PB	ZN	FE	AG	PB	ZN	FE	AG
DRY FEED	6801.30	2.14	4.05	14.08	39.20	100.00	100.00	100.00	100.00
PB CONC.	182.21	59.57	5.78	5.83	674.90	74.57	3.82	1.09	45.59
ZN CONC.	406.66	1.92	50.48	10.20	66.10	5.36	74.53	4.27	9.96
TAILINGS	6212.43	.47	.96	14.81	19.30	20.06	21.65	94.64	44.45

MONTH TO DATE METALLURGICAL BALANCE

ASSAYS

DISTRIBUTION

	TONS	PB	ZN	FE	AG	PB	ZN	FE	AG
DRY FEED	116762.58	2.32	4.14	12.69	38.80	100.00	100.00	100.00	100.00
PB CONC.	3818.69	53.10	5.44	5.46	599.73	74.78	4.30	1.41	50.55
ZN CONC.	7227.85	1.87	49.41	9.81	57.20	4.99	73.96	4.79	9.13
TAILINGS	105716.04	.52	.99	13.15	17.28	20.23	21.74	93.81	40.33

CONCENTRATES FILTERED

DAILY

MONTH TO DATE

	PB	ZN	PB	ZN
WMT	0.00	0.00	0.00	0.00

c.c. Geology J.K. Carrington
B. Cooper Met Techs.
Mill Shifter A. McIntyre
D. MacDonald A.B. Cron

R.C. Smith
G.W. Chapman
P.J. Brown

CYPRUS

CYPRUS ANVIL MINING CORP. DAILY PRODUCTION REPORT

Am

17/ 4/1981

CRUSHING

PRIM. TRUCKS 35 SEC. TONS 1057

GRINDING

WILL FEED MOIST DAY 1.50 M.T.D. 1.23
 % OP.TIME DAY 27.78 M.T.D. 86.89
 SCREEN ANAL.-TAILS DAY 11.10 %+100 68.50 %-200
 M.T.D. 11.12 %+100 69.30 %-200

DAILY METALLURGICAL BALANCE

	ASSAYS					DISTRIBUTION			
	TONS	PB	ZN	FE	AG	PB	ZN	FE	AG
DRY FEED	1959.17	2.51	4.38	15.68	42.30	100.00	100.00	100.00	100.00
PB CONC.	71.01	56.85	6.01	6.45	645.70	82.10	4.97	1.48	52.65
ZN CONC.	126.59	1.11	52.31	10.08	48.80	2.86	77.17	4.12	7.09
TAILINGS	1761.56	.42	.87	16.61	19.90	15.05	17.86	94.41	40.25

MONTH TO DATE METALLURGICAL BALANCE

	ASSAYS					DISTRIBUTION			
	TONS	PB	ZN	FE	AG	PB	ZN	FE	AG
DRY FEED	109961.28	2.33	4.14	12.59	38.75	100.00	100.00	100.00	100.00
PB CONC.	3636.48	52.78	5.42	5.44	595.96	74.79	4.33	1.43	50.86
ZN CONC.	6821.19	1.87	49.35	9.79	56.67	4.97	73.93	4.82	9.07
TAILINGS	99503.61	.52	1.00	13.05	17.16	20.24	21.74	93.75	40.07

CONCENTRATES FILTERED

	DAILY		MONTH TO DATE	
	PB	ZN	PB	ZN
WMT	0.00	0.00	0.00	0.00

c.c. Geology J.K. Carrington
 B. Cooper Met Techs.
 Mill Shifter A. McIntyre
 D. MacDonald A.B. Cron

R.C. Smith
 G.W. Chapman
 P.J. Brown

CYPRUS

anc
DATE: 17/ 4/1981

DAILY LOAD OUT

```
*****
WMT      % MOIST.  DMT      PB      ZN      FE      AG
LEAD     1856.38   5.45     1755.21  48.61   7.99    8.47   546.50
ZINC     0.00      0.00      0.00     0.00    0.00    0.00    0.00
TOTAL    1856.38   and 1755.21
```

ASSAYS

MONTH TO DATE

```
*****
WMT      % MOIST.  DMT      PB      ZN      FE      AG
LEAD     8561.69   5.85     8060.89  48.07   6.93    7.24   551.72
ZINC     11750.74   6.70     10963.00  2.49   47.15   9.97   61.97
TOTAL    20312.43
```

ASSAYS

anc
DATE: 18/ 4/1981

DAILY LOAD OUT

```
*****
WMT      % MOIST.  DMT      PB      ZN      FE      AG
LEAD     175.35   5.70     165.36   45.17   7.20    7.83   534.70
ZINC     0.00      0.00      0.00     0.00    0.00    0.00    0.00
TOTAL    175.35     165.36
```

ASSAYS

MONTH TO DATE

```
*****
WMT      % MOIST.  DMT      PB      ZN      FE      AG
LEAD     8737.04   5.85     8226.25  48.01   6.93    7.25   551.38
ZINC     11750.74   6.70     10963.00  2.49   47.15   9.97   61.97
TOTAL    20487.78     19189.25
```

ASSAYS

c.c. Geology J.K. Carrington
B. Cooper Met Techs.
Mill Shifter A. McIntyre
D. MacDonald A.B. Cron

R.C. Smith
G.W. Chapman
P.J. Brown

CYPRUS ASSAYS

CYPRUS ANVIL MINING CORP. DAILY PRODUCTION REPORT

Amk

16/ 4/1981

CRUSHING

PRIM. TRUCKS 75 SEC. TONS 5992

GRINDING

MILL FEED MOIST DAY 1.00 M.T.D. 1.22
 % OP.TIME DAY 98.96 M.T.D. 90.59
 SCREEN ANAL.-TAILS DAY 11.80 %+100 69.30 %-200
 M.T.D. 11.12 %+100 69.32 %-200

DAILY METALLURGICAL BALANCE

	ASSAYS					DISTRIBUTION			
	TONS	PB	ZN	FE	AG	PB	ZN	FE	AG
DRY FEED	7591.32	2.40	4.48	14.64	38.30	100.00	100.00	100.00	100.00
PB CONC.	246.95	57.97	5.63	6.15	605.40	78.57	4.09	1.40	52.60
ZN CONC.	537.74	1.69	49.52	10.53	53.10	4.99	78.30	5.21	10.05
TAILINGS	6806.63	.44	.88	14.91	15.60	16.44	17.61	93.39	37.36

MONTH TO DATE METALLURGICAL BALANCE

	ASSAYS					DISTRIBUTION			
	TONS	PB	ZN	FE	AG	PB	ZN	FE	AG
DRY FEED	108002.12	2.33	4.14	12.54	38.65	100.00	100.00	100.00	100.00
PB CONC.	3565.47	52.70	5.41	5.42	594.97	74.65	4.32	1.43	50.82
ZN CONC.	6694.61	1.88	49.29	9.78	56.82	5.01	73.86	4.84	9.11
TAILINGS	97742.04	.52	1.00	12.98	17.11	20.34	21.82	93.73	40.06

CONCENTRATES FILTERED

WMT	DAILY		MONTH TO DATE	
	PB	ZN	PB	ZN
	0.00	0.00	0.00	0.00

c.c. Geology J.K. Carrington
 B. Cooper Met Techs.
 Mill Shifter A. McIntyre
 D. MacDonald A.B. Cron

R.C. Smith
 G.W. Chapman
 P.J. Brown

CYPRUS ANVIL

Am
15/4/1981

CRUSHING

PRIM. TRUCKS 107 SEC. TONS 5366

GRINDING

MILL FEED MOIST DAY 1.20 M.T.D. 1.24
% OP. TIME DAY 99.38 M.T.D. 90.03
SCREEN ANAL.-TAILS DAY 10.90 %+100 70.40 %-200
 M.T.D. 11.07 %+100 69.32 %-200

DAILY METALLURGICAL BALANCE

	ASSAYS					DISTRIBUTION			
	TONS	PB	ZN	FE	AG	PB	ZN	FE	AG
DRY FEED	7356.65	2.43	4.70	14.25	38.30	100.00	100.00	100.00	100.00
PB CONC.	264.42	53.74	5.12	5.78	647.70	79.49	3.92	1.50	55.61
ZN CONC.	511.61	1.25	51.56	9.94	53.70	3.58	76.29	5.00	8.92
TAILINGS	6580.62	.46	1.04	14.46	16.60	16.93	19.79	93.50	35.47

MONTH TO DATE METALLURGICAL BALANCE

	ASSAYS					DISTRIBUTION			
	TONS	PB	ZN	FE	AG	PB	ZN	FE	AG
DRY FEED	100410.80	2.33	4.11	12.40	38.74	100.00	100.00	100.00	100.00
PB CONC.	3318.52	52.30	5.39	5.37	594.20	74.34	4.34	1.43	50.69
ZN CONC.	6156.87	1.90	49.27	9.72	57.14	5.01	73.50	4.81	9.04
TAILINGS	90935.41	.53	1.01	12.84	17.22	20.65	22.16	93.76	40.26

CONCENTRATES FILTERED

WMT	DAILY		MONTH TO DATE	
	PB	ZN	PB	ZN
	0.00	0.00	0.00	0.00

c.c. Geology J.K. Carrington
 B. Cooper Met Techs.
 Mill Shifter A. McIntyre
 D. MacDonald A.B. Cron

R.C. Smith
G.W. Chapman
P.J. Brown

CYPRUS

Am
DATE: 15/ 4/1981

DAILY LOAD OUT

*****				ASSAYS			
	WMT	% MOIST.	DMT	PB	ZN	FE	AG
LEAD	311.75	5.20	295.54	56.40	6.35	6.47	708.50
ZINC	1282.50	5.67	1209.78	1.85	49.51	9.89	58.50
TOTAL	1594.25		1505.32				

MONTH TO DATE

*****				ASSAYS			
	WMT	% MOIST.	DMT	PB	ZN	FE	AG
LEAD	5540.20	5.91	5212.81	47.39	6.65	6.87	560.78
ZINC	11213.04	6.75	10456.49	2.52	47.04	9.96	62.44
TOTAL	16753.24		15669.30				

A
DATE: 16/ 4/1981

DAILY LOAD OUT

*****				ASSAYS			
	WMT	% MOIST.	DMT	PB	ZN	FE	AG
LEAD	1165.11	6.20	1092.87	50.44	6.55	7.00	516.90
ZINC	537.70	5.80	506.51	1.99	49.43	10.13	52.30
TOTAL	1702.81		1599.39				

MONTH TO DATE

*****				ASSAYS			
	WMT	% MOIST.	DMT	PB	ZN	FE	AG
LEAD	6705.31	5.96	6305.69	47.92	6.63	6.89	553.18
ZINC	11750.74	6.70	10963.00	2.49	47.15	9.97	61.97
TOTAL	18456.05		17268.69				

c.c. Geology J.K. Carrington
 B. Cooper Met Techs.
 Mill Shifter A. McIntyre
 MacDonald A.B. Cron

R.C. Smith
 G.W. Chapman
 P.J. Brown



CYPRUS ANVIL MINING CORP. DAILY PRODUCTION REPORT

Am

14/ 4/1981

CRUSHING

PRIM. TRUCKS 114 SEC. TONS 5930

GRINDING

MILL FEED MOIST DAY 1.70 M.T.D. 1.24
% OP.TIME DAY 91.56 M.T.D. 89.36
SCREEN ANAL.-TAILS DAY 10.60 %+100 70.00 %-200
 M.T.D. 11.08 %+100 69.23 %-200

DAILY METALLURGICAL BALANCE

	TONS	ASSAYS				DISTRIBUTION			
		PB	ZN	FE	AG	PB	ZN	FE	AG
DRY FEED	6613.62	2.55	4.60	13.62	42.90	100.00	100.00	100.00	100.00
PB CONC.	220.72	56.23	6.33	6.79	682.60	73.59	4.59	1.70	53.78
ZN CONC.	465.38	2.31	49.76	9.68	57.90	6.37	76.12	5.12	9.62
TAILINGS	5927.53	.57	.99	13.82	17.30	20.03	19.29	93.17	36.60

MONTH TO DATE METALLURGICAL BALANCE

	TONS	ASSAYS				DISTRIBUTION			
		PB	ZN	FE	AG	PB	ZN	FE	AG
DRY FEED	93054.15	2.32	4.06	12.29	38.49	100.00	100.00	100.00	100.00
PB CONC.	3054.10	52.18	5.42	5.33	589.57	73.91	4.38	1.42	50.27
ZN CONC.	5645.26	1.96	49.06	9.70	57.46	5.13	73.24	4.79	9.06
TAILINGS	84354.79	.54	1.00	12.71	17.27	20.96	22.38	93.79	40.67

CONCENTRATES FILTERED

WMT	DAILY		MONTH TO DATE	
	PB	ZN	PB	ZN
	0.00	0.00	0.00	0.00

c.c. *Geology*
[REDACTED]
 D. MacDonald J.K. Carrington
 Met Techs.
 A. McIntyre
 A.B. Cron

R.C. Smith
G.W. Chapman
P.J. Brown

CYPRUS

CYPRUS ANVIL MINING CORP. DAILY PRODUCTION REPORT

Anle
 13/ 4/1981

CRUSHING

PRIM. TRUCKS 75 SEC. TONS 4547

GRINDING

MILL FEED MOIST DAY 1.10 M.T.D. 1.21
 % OP.TIME DAY 99.88 M.T.D. 89.19
 SCREEN ANAL.-TAILS DAY 9.30 %+100 71.70 %-200
 M.T.D. 11.12 %+100 69.17 %-200

DAILY METALLURGICAL BALANCE

	ASSAYS					DISTRIBUTION			
	TONS	PB	ZN	FE	AG	PB	ZN	FE	AG
DRY FEED	7288.93	2.51	4.33	12.86	43.20	100.00	100.00	100.00	100.00
PB CONC.	242.20	56.84	4.41	4.64	674.90	75.25	3.38	1.23	54.27
ZN CONC.	456.67	1.98	50.61	9.77	57.70	4.94	73.23	4.90	8.75
TAILINGS	6590.06	.55	1.12	12.97	16.90	19.81	23.39	93.87	36.98

MONTH TO DATE METALLURGICAL BALANCE

	ASSAYS					DISTRIBUTION			
	TONS	PB	ZN	FE	AG	PB	ZN	FE	AG
DRY FEED	86440.52	2.30	4.02	12.21	38.20	100.00	100.00	100.00	100.00
PB CONC.	2833.38	51.86	5.35	5.22	582.32	73.94	4.36	1.40	49.97
ZN CONC.	5179.88	1.93	49.00	9.70	57.42	5.03	72.99	4.76	9.01
TAILINGS	78427.27	.53	1.00	12.63	17.27	21.03	22.65	93.84	41.02

CONCENTRATES FILTERED

WMT	DAILY		MONTH TO DATE	
	PB	ZN	PB	ZN
	0.00	0.00	0.00	0.00

c.c. Geology J.K. Carrington
 B. Cooper Met Techs.
 Mill Shifter A. McIntyre
 D. MacDonald A.B. Cron

R.C. Smith
 G.W. Chapman
 P.J. Brown

CYPRUS

JBrink

DATE: 13/ 4/1981

DAILY LOAD OUT

	WMT	% MOIST.	DMT	PB	ZN	FE	AG
LEAD	2012.25	5.85	1894.53	47.60	6.15	6.59	581.60
ZINC	0.00	0.00	0.00	0.00	0.00	0.00	0.00
TOTAL	2012.25		1894.53				

ASSAYS

A.C.

MONTH TO DATE

	WMT	% MOIST.	DMT	PB	ZN	FE	AG
LEAD	5228.45	5.95	4917.27	46.85	6.66	6.89	551.90
ZINC	8437.98	7.01	7846.69	2.67	46.25	9.96	63.31
TOTAL	13666.43		12763.96				

ASSAYS

Am
DATE: 14/ 4/1981

DAILY LOAD OUT

	WMT	% MOIST.	DMT	PB	ZN	FE	AG
LEAD	0.00	0.00	0.00	0.00	0.00	0.00	0.00
ZINC	1492.56	6.20	1400.02	2.24	49.36	10.03	61.00
TOTAL	1492.56		1400.02				

ASSAYS

MONTH TO DATE


	WMT	% MOIST.	DMT	PB	ZN	FE	AG
LEAD	5228.45	5.95	4917.27	46.85	6.66	6.89	551.90
ZINC	9930.54	6.89	9246.71	2.61	46.72	9.97	62.96
TOTAL	15158.99		14163.98				

ASSAYS

c.c. Geology
Mill Shifter
D. MacDonald

J.K. Carrington
Met Techs.
A. McIntyre
A B. Cron

R.C. Smith
G.W. Chapman
P.J. Brown



CYPRUS ANVIL MINING CORP. DAILY PRODUCTION REPORT

Ans

12/ 4/1981

CRUSHING

 PRIM. TRUCKS 135 SEC. TONS 4304

GRINDING

 MILL FEED MOIST DAY 1.70 M.T.D. 1.22
 % OP. TIME DAY 99.69 M.T.D. 88.30
 SCREEN ANAL. -TAILS DAY 12.10 % +100 68.50 % -200
 M.T.D. 11.29 % +100 68.94 % -200

DAILY METALLURGICAL BALANCE

	TONS	ASSAYS				DISTRIBUTION			
		PB	ZN	FE	AG	PB	ZN	FE	AG
DRY FEED	7566.15	1.99	3.59	11.35	35.10	100.00	100.00	100.00	100.00
PB CONC.	181.05	60.27	5.06	4.47	637.60	72.47	3.37	.92	46.31
ZN CONC.	415.00	2.43	49.64	10.27	67.20	6.70	75.84	4.84	11.19
TAILINGS	6970.10	.45	.81	11.90	15.20	20.83	20.79	94.24	42.50

MONTH TO DATE METALLURGICAL BALANCE

	TONS	ASSAYS				DISTRIBUTION			
		PB	ZN	FE	AG	PB	ZN	FE	AG
DRY FEED	79151.59	2.28	3.99	12.18	37.91	100.00	100.00	100.00	100.00
PB CONC.	2591.18	51.40	5.43	5.28	573.66	73.81	4.45	1.42	49.54
ZN CONC.	4723.21	1.92	48.85	9.69	57.39	5.03	72.97	4.75	9.03
TAILINGS	71837.21	.53	.99	12.60	17.30	21.16	22.58	93.84	41.42

CONCENTRATES FILTERED

WMT	DAILY		MONTH TO DATE	
	PB	ZN	PB	ZN
	0.00	0.00	0.00	0.00

c.c. Geology J.K. Carrington
 B. Cooper Met Techs.
 Mill Shifter A. McIntyre
 D. MacDonald A.B. Cron

R.C. Smith
 G.W. Chapman
 P.J. Brown



CYPRUS ANVIL MINING CORP. DAILY PRODUCTION REPORT

Am

11/ 4/1981

CRUSHING

PRIM. TRUCKS 63 SEC. TONS 4924

GRINDING

MILL FEED MOIST DAY 1.20 M.T.D. 1.17
 % OP.TIME DAY 98.60 M.T.D. 87.27
 SCREEN ANAL.-TAILS DAY 8.50 %+100 71.40 %-200
 M.T.D. 11.20 %+100 68.99 %-200

DAILY METALLURGICAL BALANCE

	TONS	ASSAYS				DISTRIBUTION			
		PB	ZN	FE	AG	PB	ZN	FE	AG
DRY FEED	6497.09	2.32	3.94	12.21	38.60	100.00	100.00	100.00	100.00
PB CONC.	179.60	62.09	3.75	3.68	741.30	73.98	2.63	.81	51.47
ZN CONC.	405.80	2.38	50.35	9.74	63.20	6.41	79.82	4.83	9.91
TAILINGS	5911.68	.50	.76	13.07	16.90	19.61	17.55	94.37	38.62

MONTH TO DATE METALLURGICAL BALANCE

	TONS	ASSAYS				DISTRIBUTION			
		PB	ZN	FE	AG	PB	ZN	FE	AG
DRY FEED	71585.44	2.31	4.04	12.24	38.43	100.00	100.00	100.00	100.00
PB CONC.	2410.14	50.73	5.46	5.34	568.86	73.93	4.55	1.47	49.83
ZN CONC.	4308.21	1.87	48.77	9.64	56.44	4.88	72.70	4.74	8.84
TAILINGS	64867.10	.54	1.01	12.67	17.53	21.19	22.75	93.80	41.33

CONCENTRATES FILTERED

WMT	DAILY		MONTH TO DATE	
	PB	ZN	PB	ZN
	0.00	0.00	0.00	0.00

c.c. Geology J.K. Carrington
 B. Cooper Met Techs.
 Mill Shifter A. McIntyre
 D. MacDonald A.B. Cron

R.C. Smith
 G.W. Chapman
 P.J. Brown

CYPRUS ANVIL

JBrink

CYPRUS ANVIL MINING CORP. DAILY PRODUCTION REPORT

Am
10/4/1981

CRUSHING

GRINDING

PRIM. TRUCKS 112 SEC. TONS 4424

MILL FEED MOIST DAY 1.20 M.T.D. 1.16
% OP. TIME DAY 93.75 M.T.D. 86.14
SCREEN ANAL.-TAILS DAY 9.40 %+100 70.90 %-200
M.T.D. 11.47 %+100 68.75 %-200

DAILY METALLURGICAL BALANCE

	ASSAYS					DISTRIBUTION			
	TONS	PB	ZN	FE	AG	PB	ZN	FE	AG
DRY FEED	6248.11	2.21	4.02	12.95	35.50	100.00	100.00	100.00	100.00
PB CONC.	240.99	42.29	7.50	8.02	519.70	73.81	7.20	2.41	52.68
ZN CONC.	367.93	2.32	50.48	9.88	62.10	6.18	73.94	4.54	9.61
TAILINGS	5639.19	.49	.84	13.22	15.90	20.01	18.86	93.05	37.71

MONTH TO DATE METALLURGICAL BALANCE

	ASSAYS					DISTRIBUTION			
	TONS	PB	ZN	FE	AG	PB	ZN	FE	AG
DRY FEED	65088.35	2.31	4.05	12.21	38.29	100.00	100.00	100.00	100.00
PB CONC.	2230.53	49.82	5.60	5.47	554.98	73.92	4.74	1.54	49.66
ZN CONC.	3902.40	1.82	48.61	9.63	55.74	4.73	72.01	4.73	8.73
TAILINGS	58955.42	.54	1.04	12.63	17.59	21.35	23.25	93.74	41.61

CONCENTRATES FILTERED

	DAILY		MONTH TO DATE	
	PB	ZN	PB	ZN
WMT	0.00	0.00	0.00	0.00

c.c. Geology J.K. Carrington
B. Cooper Met Techs.
Mill Shifter A. McIntyre
D. MacDonald A.B. Cron

R.C. Smith
G.W. Chapman
P.J. Brown

CYPRUS ANVIL

DATE: 9/ 4/1981

DAILY LOAD OUT

ASSAYS

A.C.

	WMT	% MOIST.	DMT	PB	ZN	FE	AG
LEAD	1251.16	6.27	1172.71	45.05	6.82	7.27	513.20
ZINC	0.00	0.00	0.00	0.00	0.00	0.00	0.00
TOTAL	1251.16		1172.71				

MONTH TO DATE

ASSAYS

	WMT	% MOIST.	DMT	PB	ZN	FE	AG
LEAD	3161.83	6.01	2971.96	46.36	7.00	7.10	532.18
ZINC	6909.25	7.05	6421.91	2.69	46.00	9.96	63.49
TOTAL	10071.08		9393.87				

DATE: 10/ 4/1981

DAILY LOAD OUT

ASSAYS

A.C.

	WMT	% MOIST.	DMT	PB	ZN	FE	AG
LEAD	0.00	0.00	0.00	0.00	0.00	0.00	0.00
ZINC	1528.73	6.80	1424.78	2.61	47.37	9.96	62.50
TOTAL	1528.73		1424.78				

MONTH TO DATE

ASSAYS

	WMT	% MOIST.	DMT	PB	ZN	FE	AG
LEAD	3161.83	6.01	2971.96	46.36	7.00	7.10	532.18
ZINC	8437.98	7.01	7846.69	2.67	46.25	9.96	63.31
TOTAL	11599.81		10818.65				

DATE: 11/ 4/1981

DAILY LOAD OUT

ASSAYS

A.C.

	WMT	% MOIST.	DMT	PB	ZN	FE	AG
LEAD	54.37	6.60	50.78	47.73	6.33	6.42	598.40
ZINC	0.00	0.00	0.00	0.00	0.00	0.00	0.00
TOTAL	54.37		50.78				

MONTH TO DATE

ASSAYS

	WMT	% MOIST.	DMT	PB	ZN	FE	AG
LEAD	3216.20	6.02	3022.74	46.38	6.99	7.09	533.29
ZINC	8437.98	7.01	7846.69	2.67	46.25	9.96	63.31
TOTAL	11654.18		10869.43				

c.c. Geology J.K. Carrington
 B. Cooper Met Techs.
 Mill Shifter A. McIntyre
 D. MacDonald A.B. Cron

R.C. Smith
 G.W. Chapman
 P.J. Brown

CYPRUS

AM

DATE: 6-4-1981

DAILY LOAD OUT

	WMT	% MOIST.	DMT	PB	ZN	FE	AG
LEAD	511.61	6.10	480.40	45.92	6.76	6.32	482.10
ZINC	1216.86	6.89	1133.02	2.18	46.98	9.54	51.90
TOTAL	1728.47		1613.42				

ASSAYS

MONTH TO DATE

	WMT	% MOIST.	DMT	PB	ZN	FE	AG
LEAD	1272.31	6.15	1194.08	48.36	7.05	6.67	527.95
ZINC	4531.96	6.67	4229.82	2.76	47.33	10.16	64.61
TOTAL	5804.27		5423.90				

ASSAYS

DATE: 7-4-1981

DAILY LOAD OUT

	WMT	% MOIST.	DMT	PB	ZN	FE	AG
LEAD	638.36	5.20	605.17	44.96	7.24	7.61	577.30
ZINC	916.75	8.89	835.25	2.32	40.48	9.07	56.30
TOTAL	1555.11		1440.42				

ASSAYS

MONTH TO DATE

	WMT	% MOIST.	DMT	PB	ZN	FE	AG
LEAD	1910.67	5.83	1799.25	47.22	7.11	6.98	544.55
ZINC	5448.71	7.04	5065.07	2.69	46.20	9.98	63.24
TOTAL	7359.38		6864.32				

ASSAYS

DATE: 8-4-1981

DAILY LOAD OUT

	WMT	% MOIST.	DMT	PB	ZN	FE	AG
LEAD	0.00	0.00	0.00	0.00	0.00	0.00	0.00
ZINC	1460.54	7.10	1356.84	2.68	45.25	9.86	64.40
TOTAL	1460.54		1356.84				

ASSAYS

MONTH TO DATE

	WMT	% MOIST.	DMT	PB	ZN	FE	AG
LEAD	1910.67	5.83	1799.25	47.22	7.11	6.98	544.55
ZINC	6909.25	7.05	6421.91	2.69	46.00	9.96	63.49
TOTAL	8819.92		8221.16				

ASSAYS

c.c Geology J.K. Carrington
Cooper Met Techs.
Bill Shifter A. McIntyre
MacDonald A.B. Cron

R.C. Smith
G.W. Chapman
P.J. Brown

CYPRIS

JB

CYPRUS ANVIL MINING CORP. DAILY PRODUCTION REPORT

am

4/ 4/1981

CRUSHING

PRIM. TRUCKS 45 SEC. TONS 4484

GRINDING

MILL FEED MOIST DAY .90 M.T.D. 1.21
% OP.TIME DAY 93.40 M.T.D. 85.30
SCREEN ANAL.-TAILS DAY 10.30 %+100 70.60 %-200
M.T.D. 13.05 %+100 66.62 %-200

DAILY METALLURGICAL BALANCE

ASSAYS

DISTRIBUTION

Table with 10 columns: TONS, PB, ZN, FE, AG, PB, ZN, FE, AG. Rows include DRY FEED, PB CONC., ZN CONC., and TAILINGS.

MONTH TO DATE METALLURGICAL BALANCE

ASSAYS

DISTRIBUTION

Table with 10 columns: TONS, PB, ZN, FE, AG, PB, ZN, FE, AG. Rows include DRY FEED, PB CONC., ZN CONC., and TAILINGS.

CONCENTRATES FILTERED

DAILY

MONTH TO DATE

Table with 4 columns: MMT, PB, ZN, MMT, PB, ZN. Values are 0.00 for all entries.

c.c. F. Gay
Mill Shifter

J.K. Carrington
Met Techs.
A. McIntyre
A.B. Cron

R.C. Smith
G.W. Chapman
P.J. Brown

CYPRUS

JB

CYPRUS ANVIL MINING CORP. DAILY PRODUCTION REPORT

AM

3/4/1981

CRUSHING

PRIM. TRUCKS 93 SEC. TONS 4529

GRINDING

MILL FEED MOIST DAY 1.20 M.T.D. 1.31
% OP. TIME DAY 71.40 M.T.D. 82.60
SCREEN ANAL. -TAILS DAY 15.80 %+100 62.30 %-200
M.T.D. 13.90 %+100 65.39 %-200

DAILY METALLURGICAL BALANCE

ASSAYS

DISTRIBUTION

	TONS	PB	ZN	FE	AG	PB	ZN	FE	AG
DRY FEED	5777.62	2.28	4.12	12.81	31.10	100.00	100.00	100.00	100.00
PB CONC.	151.90	62.70	3.55	3.84	600.00	72.30	2.27	.80	45.86
ZN CONC.	274.94	2.18	51.34	9.38	60.50	4.55	59.30	3.55	8.37
TAILINGS	5350.99	.57	1.71	12.97	17.00	23.15	38.44	95.64	45.77

MONTH TO DATE METALLURGICAL BALANCE

ASSAYS

DISTRIBUTION

	TONS	PB	ZN	FE	AG	PB	ZN	FE	AG
DRY FEED	21118.47	2.68	4.41	13.66	46.68	100.00	100.00	100.00	100.00
PB CONC.	696.01	61.97	4.80	4.18	680.04	76.31	3.58	1.01	48.02
ZN CONC.	1385.46	1.94	48.17	10.41	66.20	4.76	71.58	5.00	9.30
TAILINGS	19037.01	.56	1.22	14.24	22.10	18.93	24.83	93.99	42.68

CONCENTRATES FILTERED

DAILY

MONTH TO DATE

	PB	ZN	PB	ZN
WMT	0.00	0.00	0.00	0.00

c.c. F. Gay
[Redacted]
Mill Shifter

J.K. Carrington
Met Techs.
A. McIntyre
A.B. Cron

R.C. Smith
G.W. Chapman
P.J. Brown

CYPRUS

CYPRUS ANVIL MINING CORP. DAILY PRODUCTION REPORT

Amc.

24/ 4/1981

CRUSHING

PRIM. TRUCKS 83 SEC. TONS 5663

GRINDING

MILL FEED MOIST DAY .50 M.T.D. 1.11
 % OP.TIME DAY 86.11 M.T.D. 89.03
 SCREEN ANAL.-TAILS DAY 15.00 %+100 62.10 %-200
 M.T.D. 11.43 %+100 68.92 %-200

DAILY METALLURGICAL BALANCE

	ASSAYS					DISTRIBUTION			
	TONS	PB	ZN	FE	AG	PB	ZN	FE	AG
DRY FEED	6684.41	1.89	5.35	17.26	21.50	100.00	100.00	100.00	100.00
PB CONC.	146.63	64.30	3.66	4.92	485.80	74.63	1.50	.58	48.42
ZN CONC.	500.36	1.70	52.30	10.15	31.00	6.73	73.18	4.08	10.54
TAILINGS	6037.42	.39	1.50	19.66	10.00	18.64	25.32	95.34	41.04

MONTH TO DATE METALLURGICAL BALANCE

	ASSAYS					DISTRIBUTION			
	TONS	PB	ZN	FE	AG	PB	ZN	FE	AG
DRY FEED	160779.29	2.40	4.49	13.90	37.42	100.00	100.00	100.00	100.00
PB CONC.	5293.70	55.68	5.30	5.46	581.03	76.24	3.88	1.29	51.12
ZN CONC.	10616.28	1.78	50.12	9.99	51.90	4.88	73.69	4.74	9.16
TAILINGS	144869.31	.50	1.12	14.50	16.50	18.88	22.43	93.96	39.72

CONCENTRATES FILTERED

WMT	DAILY		MONTH TO DATE	
	PB	ZN	PB	ZN
	0.00	0.00	0.00	0.00

c.c. Geology J.K. Carrington
 B. Cooper Met Techs.
 Mill Shifter A. McIntyre
 D. MacDonald A.B. Cron

R.C. Smith
 G.W. Chapman
 P.J. Brown

CYPRUS ANVIL

J. Bush

CYPRUS ANVIL MINING CORP. DAILY PRODUCTION REPORT

Amc
23/ 4/1981

CRUSHING

PRIM. TRUCKS 55 SEC. TONS 5375

GRINDING

MILL FEED MOIST DAY .60 M.T.D. 1.14
% OP. TIME DAY 99.19 M.T.D. 89.16
SCREEN ANAL. -TAILS DAY 10.80 %+100 69.90 %-200
M.T.D. 11.27 %+100 69.22 %-200

DAILY METALLURGICAL BALANCE

	TONS	ASSAYS				DISTRIBUTION			
		PB	ZN	FE	AG	PB	ZN	FE	AG
DRY FEED	7630.94	2.29	5.11	18.02	24.90	100.00	100.00	100.00	100.00
PB CONC.	213.27	63.39	3.52	5.08	547.60	77.36	1.93	.77	52.08
ZN CONC.	546.10	1.33	52.54	10.29	35.70	4.16	73.58	4.02	8.69
TAILINGS	6871.58	.47	1.39	19.38	12.80	18.48	24.49	95.21	39.22

MONTH TO DATE METALLURGICAL BALANCE

	TONS	ASSAYS				DISTRIBUTION			
		PB	ZN	FE	AG	PB	ZN	FE	AG
DRY FEED	154094.88	2.43	4.45	13.70	38.09	100.00	100.00	100.00	100.00
PB CONC.	5147.07	55.44	5.34	5.48	583.74	76.30	4.01	1.34	51.19
ZN CONC.	10115.92	1.78	50.02	9.98	52.94	4.82	73.72	4.78	9.12
TAILINGS	138831.89	.51	1.10	14.27	16.78	18.89	22.28	93.88	39.69

CONCENTRATES FILTERED

	DAILY		MONTH TO DATE	
	PB	ZN	PB	ZN
WMT	0.00	0.00	0.00	0.00

c.c. Geology XXXXXXXXXX
Mill Shifter A. McIntyre
D. MacDonald A.B. Cron

R.C. Smith
G.W. Chapman
P.J. Brown

CYPRUS ANVIL

DATE: *Am* 22/ 4/1981

LOAD
OUT

ASSAYS

MOIST.	DMT	PB	ZN	FE	AG
LEAD	271.66	7.80	250.47	48.69	433.30
ZINC	1139.90	7.02	1059.88	1.43	41.70
TOTAL	1411.56		1310.35		

Met. Techs.

DATE

ASSAYS

	DMT	% MOIST.	DMT	PB	ZN	FE	AG
LEAD	12095.11	5.84	11389.07	48.28	6.95	7.21	540.94
ZINC	12890.64	6.73	12022.88	2.40	47.46	10.02	60.19
TOTAL	24985.75		23411.96				

c.c. Geology	J.K. Carrington	R.C. Smith
B. Cooper	Met. Techs.	G.W. Chapman
Mill Shifter	A. McIntyre	P.J. Brown
D. MacDonald	A.B. Cron	

CYPRUS ANVIL

DATE: *Am* 21/ 4/1981

LOAD
OUT

ASSAYS

OIST.	DMT	PB	ZN	FE	AG	*****	
LEAD	1611.91	6.27	1510.84	45.69	6.81	7.02	482.10
ZINC	0.00	0.00	0.00	0.00	0.00	0.00	0.00
TOTAL	1611.91		1510.84				

O DATE

ASSAYS

LEAD	WMT	% MOIST.	DMT	PB	ZN	FE	AG
LEAD	11823.45	5.79	11138.60	48.28	6.96	7.20	543.36
ZINC	11750.74	6.70	10963.00	2.49	47.15	9.97	61.97
TOTAL	23574.19		22101.61				

DATE: *Am* 20/ 4/1981

LOAD
OUT

ASSAYS

LEAD	WMT	% MOIST.	DMT	PB	ZN	FE	*****
LEAD	1474.50	4.95	1401.51	52.60	7.28	7.12	562.30
ZINC	0.00	0.00	0.00	0.00	0.00	0.00	0.00
TOTAL	1474.50		1401.51				

O DATE

ASSAYS

OIST.	DMT	PB	ZN	FE	AG	*****	
LEAD	10211.54	5.72	9627.76	48.68	6.98	7.23	552.97
ZINC	11750.74	6.70	10963.00	2.49	47.15	9.97	61.97
TOTAL	21962.28		20590.76				

c.c. Geology
 B. Cooper
 Mill Shifter
 D. MacDonald

J.K. Carrington
 Met Techs.
 A. McIntyre
 A.B. Cron

R.C. Smith
 G.W. Chapman
 P.J. Brown

OJB

CYPRUS ANVIL MINING CORP. DAILY PRODUCTION REPORT

lmc
20/ 4/1981

CRUSHING

PRIM. TRUCKS 78 SEC. TONS 4410

GRINDING

MILL FEED MOIST DAY 1.20 M.T.D. 1.20
% OP.TIME DAY 84.63 M.T.D. 88.03
SCREEN ANAL.-TAILS DAY 10.80 %+100 69.90 %-200
M.T.D. 10.98 %+100 69.59 %-200

DAILY METALLURGICAL BALANCE

	TONS	ASSAYS				DISTRIBUTION			
		PB	ZN	FE	AG	PB	ZN	FE	AG
DRY FEED	6733.22	3.17	5.31	15.23	50.10	100.00	100.00	100.00	100.00
PB CONC.	271.25	61.83	5.26	5.22	636.00	78.57	3.99	1.43	53.80
ZN CONC.	531.25	2.58	50.66	10.15	62.30	6.42	75.27	5.45	10.32
TAILINGS	5930.72	.54	1.25	15.53	19.40	15.00	20.73	93.12	35.88

MONTH TO DATE METALLURGICAL BALANCE

	TONS	ASSAYS				DISTRIBUTION			
		PB	ZN	FE	AG	PB	ZN	FE	AG
DRY FEED	131344.52	2.43	4.31	13.02	39.88	100.00	100.00	100.00	100.00
PB CONC.	4435.41	54.63	5.46	5.39	607.52	75.88	4.27	1.40	51.45
ZN CONC.	8463.27	1.89	49.64	9.88	56.90	5.00	74.12	4.89	9.19
TAILINGS	118445.84	.52	1.03	13.53	17.40	19.12	21.61	93.71	39.36

CONCENTRATES FILTERED

WMT	DAILY		MONTH TO DATE	
	PB	ZN	PB	ZN
	0.00	0.00	0.00	0.00

c.c. Geology
Mill Shifter
D. MacDonald

J.K. Carrington
Met Techs.
A. McIntyre
A.B. Cron

R.C. Smith
G.W. Chapman
P.J. Brown

CYPRUS ANVIL

J. Bush

CYPRUS ANVIL MINING CORP. DAILY PRODUCTION REPORT

ave

9/ 4/1981

CRUSHING

PRIM. TRUCKS 42 SEC. TONS 4091

GRINDING

MILL FEED MOIST DAY .90 M.T.D. 1.16
 % OP.TIME DAY 65.90 M.T.D. 85.29
 SCREEN ANAL.-TAILS DAY 7.90 %+100 72.20 %-200
 M.T.D. 11.69 %+100 68.52 %-200

DAILY METALLURGICAL BALANCE

	ASSAYS					DISTRIBUTION			
	TONS	PB	ZN	FE	AG	PB	ZN	FE	AG
DRY FEED	4873.74	2.10	4.08	11.91	32.70	100.00	100.00	100.00	100.00
PB CONC.	152.35	52.52	4.66	4.32	570.30	78.18	3.57	1.16	51.77
ZN CONC.	245.90	1.62	52.68	9.37	48.90	3.89	65.14	4.06	7.16
TAILINGS	4475.49	.41	1.39	12.01	15.40	17.93	31.28	94.78	41.07

MONTH TO DATE METALLURGICAL BALANCE

	ASSAYS					DISTRIBUTION			
	TONS	PB	ZN	FE	AG	PB	ZN	FE	AG
DRY FEED	58840.24	2.32	4.05	12.14	38.30	100.00	100.00	100.00	100.00
PB CONC.	1987.30	50.73	5.37	5.16	559.25	73.87	4.48	1.44	49.31
ZN CONC.	3531.54	1.77	48.41	9.60	55.08	4.57	71.75	4.75	8.63
TAILINGS	53321.39	.55	1.06	12.57	17.77	21.56	23.77	93.82	42.05

CONCENTRATES FILTERED

WMT	DAILY		MONTH TO DATE	
	PB	ZN	PB	ZN
	0.00	0.00	0.00	0.00

c.c. Geology J.K. Carrington
 B. Cooper Met Techs.
 Mill Shifter A. McIntyre
 D. MacDonald A.B. Cron

R.C. Smith
 G.W. Chapman
 P.J. Brown

CYPRUS

CYPRUS ANVIL MINING CORP. DAILY PRODUCTION REPORT

8/ 4/1981

CRUSHING

CYPRUS ANVIL MINING CORP. DAILY PRODUCTION REPORT

8/ 4/1981

CRUSHING

PRIM. TRUCKS 149 SEC. TONS 3134

GRINDING

MILL FEED MOIST DAY 1.40 M.T.D. 1.18
 % OP.TIME DAY 66.43 M.T.D. 87.72
 SCREEN ANAL.-TAILS DAY 7.80 %+100 76.30 %-200
 M.T.D. 12.03 %+100 68.18 %-200

DAILY METALLURGICAL BALANCE

	ASSAYS					DISTRIBUTION			
	TONS	PB	ZN	FE	AG	PB	ZN	FE	AG
DRY FEED	5535.40	2.49	4.35	12.66	43.90	100.00	100.00	100.00	100.00
PB CONC.	251.31	42.03	4.60	4.77	492.20	76.63	4.80	1.83	54.56
ZN CONC.	365.27	1.68	51.04	9.84	53.10	4.45	77.43	5.48	8.56
TAILINGS	4918.82	.53	.87	12.37	17.00	18.91	17.77	92.70	36.88

MONTH TO DATE METALLURGICAL BALANCE

	ASSAYS					DISTRIBUTION			
	TONS	PB	ZN	FE	AG	PB	ZN	FE	AG
DRY FEED	53966.50	2.34	4.05	12.19	38.65	100.00	100.00	100.00	100.00
PB CONC.	1834.95	50.59	5.43	5.23	558.33	73.52	4.56	1.46	49.12
ZN CONC.	3285.64	1.78	48.09	9.62	55.54	4.62	72.35	4.81	8.75
TAILINGS	48845.91	.56	1.03	12.62	17.99	21.86	23.09	93.74	42.13

CONCENTRATES FILTERED

WMT	DAILY		MONTH TO DATE	
	PB	ZN	PB	ZN
	0.00	0.00	0.00	0.00

c.c. Geology J.K. Carrington
 B. Cooper Met Techs.
 Mill Shifter A. McIntyre
 D. MacDonald A.B. Cron

R.C. Smith
 G.W. Chapman
 P.J. Brown

CYPRUS

CYPRUS ANVIL MINING CORP. DAILY PRODUCTION REPORT

7/ 4/1981

CRUSHING

PRIM. TRUCKS 92 SEC. TONS 3809

GRINDING

MILL FEED MOIST DAY 1.00 M.T.D. 1.15
 % OP.TIME DAY 99.07 M.T.D. 90.76
 SCREEN ANAL.-TAILS DAY 10.60 % +100 69.00 % -200
 M.T.D. 12.51 % +100 67.27 % -200

DAILY METALLURGICAL BALANCE

	ASSAYS					DISTRIBUTION			
	TONS	PB	ZN	FE	AG	PB	ZN	FE	AG
DRY FEED	6426.09	1.66	3.45	8.70	33.30	100.00	100.00	100.00	100.00
PB CONC.	159.08	43.62	5.56	6.71	597.70	65.05	3.99	1.94	48.50
ZN CONC.	409.35	1.38	42.84	7.77	49.20	5.30	79.10	5.77	10.27
TAILINGS	5857.65	.54	.64	8.68	13.80	29.65	16.91	92.29	41.23

MONTH TO DATE METALLURGICAL BALANCE

	ASSAYS					DISTRIBUTION			
	TONS	PB	ZN	FE	AG	PB	ZN	FE	AG
DRY FEED	48431.10	2.32	4.01	12.22	38.39	100.00	100.00	100.00	100.00
PB CONC.	1583.64	51.94	5.56	5.30	568.82	73.14	4.53	1.42	48.45
ZN CONC.	2920.37	1.79	47.72	9.59	55.85	4.64	71.72	4.73	8.77
TAILINGS	43927.09	.57	1.05	12.65	18.10	22.22	23.74	93.85	42.77

CONCENTRATES FILTERED

WMT	DAILY		MONTH TO DATE	
	PB	ZN	PB	ZN
	0.00	0.00	0.00	0.00

c.c. Geology J.K. Carrington
 B. Cooper Met Techs.
 Mill Shifter A. McIntyre
 D. MacDonald A.B. Cron

R.C. Smith
 G.W. Chapman
 P.J. Brown

CYPRUS

J. Bush

CYPRUS ANVIL MINING CORP. DAILY PRODUCTION REPORT

With

6/ 4/1981

CRUSHING

PRIM. TRUCKS 59 SEC. TONS 4145

GRINDING

MILL FEED MOIST DAY 1.00 M.T.D. 1.18
% OP.TIME DAY 95.83 M.T.D. 89.37
SCREEN ANAL.-TAILS DAY 10.90 %+100 69.50 %-200
M.T.D. 12.80 %+100 67.01 %-200

DAILY METALLURGICAL BALANCE

ASSAYS

DISTRIBUTION

	TONS	PB	ZN	FE	AG	PB	ZN	FE	AG
DRY FEED	6418.17	2.00	3.64	10.25	31.10	100.00	100.00	100.00	100.00
PB CONC.	197.03	41.18	6.67	6.86	470.90	63.21	5.63	1.96	45.32
ZN CONC.	309.18	1.89	47.60	8.00	48.40	4.55	63.00	3.95	7.31
TAILINGS	5911.96	.70	1.24	10.96	16.40	32.24	31.38	94.09	47.36

MONTH TO DATE METALLURGICAL BALANCE

ASSAYS

DISTRIBUTION

	TONS	PB	ZN	FE	AG	PB	ZN	FE	AG
DRY FEED	42005.01	2.42	4.10	12.78	39.57	100.00	100.00	100.00	100.00
PB CONC.	1422.52	52.87	5.56	5.15	565.58	73.93	4.59	1.36	48.41
ZN CONC.	2513.81	1.85	48.51	9.89	56.93	4.58	70.81	4.63	8.61
TAILINGS	38068.67	.57	1.11	13.26	18.77	21.48	24.60	94.01	42.98

CONCENTRATES FILTERED

DAILY

MONTH TO DATE

	PB	ZN	PB	ZN
AMT	0.00	0.00	0.00	0.00

c.c. F. Cron
Shifter

J.K. Carrington
Met Techs.
A. McIntyre
A.B. Cron

R.C. Smith
G.W. Chapman
P.J. Brown

CYPRUS

JBrown

CYPRUS ANVIL MINING CORP. DAILY PRODUCTION REPORT

atw

5/4/1981

CRUSHING

PRIM. TRUCKS 100 SEC. TONS 6186

GRINDING

MILL FEED MOIST DAY 1.20 M.T.D. 1.21
% OP.TIME DAY 99.18 M.T.D. 88.08
SCREEN ANAL.-TAILS DAY 13.50 %+100 66.30 %-200
M.T.D. 13.15 %+100 66.55 %-200

DAILY METALLURGICAL BALANCE

ASSAYS

DISTRIBUTION

	TONS	PB	ZN	FE	AG	PB	ZN	FE	AG
DRY FEED	7909.93	2.21	3.85	12.67	31.40	100.00	100.00	100.00	100.00
PB CONC.	273.00	48.33	6.84	6.23	444.30	75.48	6.13	1.58	48.50
ZN CONC.	432.23	1.75	49.30	9.95	41.30	4.33	69.97	4.00	7.14
TAILINGS	7204.69	.49	1.01	14.10	15.40	20.20	23.89	94.42	44.36

MONTH TO DATE METALLURGICAL BALANCE

ASSAYS

DISTRIBUTION

	TONS	PB	ZN	FE	AG	PB	ZN	FE	AG
DRY FEED	35586.84	2.50	4.18	13.15	40.95	100.00	100.00	100.00	100.00
PB CONC.	1225.49	54.75	5.38	4.87	580.80	75.48	4.43	1.28	48.84
ZN CONC.	2204.63	1.85	48.64	10.04	58.13	4.59	72.03	4.73	8.79
TAILINGS	32156.72	.55	1.09	13.68	19.20	19.93	23.54	93.99	42.37

CONCENTRATES FILTERED

DAILY

MONTH TO DATE

	PB	ZN	PB	ZN
WMT	0.00	0.00	0.00	0.00

c.c. E. Gay
Mill Shifter

J.K. Carrington
Met Techs.
A. McIntyre
A.B. Cron

R.C. Smith
G.W. Chapman
P.J. Brown

CYPRUS

J. B. Bunk

AM

DATE: 3/ 4/1981

DAILY LOAD OUT

	WMT	% MOIST.	DMT	PB	ZN	FE	AG
LEAD	618.69	6.20	580.33	49.54	7.38	7.13	553.00
ZINC	946.69	6.82	882.13	2.39	48.10	10.48	64.40
TOTAL	1565.38		1462.46				

ASSAYS

MONTH TO DATE

	WMT	% MOIST.	DMT	PB	ZN	FE	AG
LEAD	618.69	6.20	580.33	49.54	7.38	7.13	553.00
ZINC	3315.10	6.59	3096.80	2.97	47.46	10.39	69.26
TOTAL	3933.79		3677.13				

ASSAYS

AM
DATE: 4/ 4/1981

DAILY LOAD OUT

	WMT	% MOIST.	DMT	PB	ZN	FE	AG
LEAD	142.01	6.10	133.35	52.01	6.66	5.89	584.10
ZINC	0.00	0.00	0.00	0.00	0.00	0.00	0.00
TOTAL	142.01		133.35				

ASSAYS

MONTH TO DATE

	WMT	% MOIST.	DMT	PB	ZN	FE	AG
LEAD	760.70	6.18	713.68	50.00	7.25	6.90	558.81
ZINC	3315.10	6.59	3096.80	2.97	47.46	10.39	69.26
TOTAL	4075.80		3810.48				

ASSAYS

c.c. F. Gay
[Redacted]
11 Shifter

J.K. Carrington
Met Techs.
A. McIntyre
A.B. Cron

R.C. Smith
G.W. Chapman
P.J. Brown

CYPRUS

CYPRUS ANVIL MINING CORP. DAILY PRODUCTION REPORT

Amk

2/4/1981

CRUSHING

PRIM. TRUCKS 73 SEC. TONS 4700

GRINDING

MILL FEED MOIST DAY 1.40 M.T.D. 1.35
% OP. TIME DAY 94.10 M.T.D. 88.19
SCREEN ANAL.-TAILS DAY 14.70 %+100 65.20 %-200
M.T.D. 13.16 %+100 66.60 %-200

DAILY METALLURGICAL BALANCE

ASSAYS

DISTRIBUTION

	TONS	PB	ZN	FE	AG	PB	ZN	FE	AG
DRY FEED	8074.35	2.56	4.00	13.36	41.10	100.00	100.00	100.00	100.00
PB CONC.	261.09	61.36	4.38	4.04	710.50	77.50	3.54	1.01	50.64
ZN CONC.	500.81	1.40	49.65	9.90	50.10	3.39	76.99	4.75	6.85
TAILINGS	7312.46	.54	.86	13.46	21.30	19.10	19.47	94.24	42.52

MONTH TO DATE METALLURGICAL BALANCE

ASSAYS

DISTRIBUTION

	TONS	PB	ZN	FE	AG	PB	ZN	FE	AG
DRY FEED	15340.65	2.83	4.53	14.07	51.30	100.00	100.00	100.00	100.00
PB CONC.	544.11	61.76	5.15	4.28	702.39	77.53	4.04	1.08	48.56
ZN CONC.	1110.52	1.88	47.39	10.66	67.61	4.83	75.80	5.48	9.54
TAILINGS	13686.02	.56	1.02	14.74	24.09	17.64	20.17	93.44	41.90

CONCENTRATES FILTERED

DAILY

MONTH TO DATE

	PB	ZN	PB	ZN
WMT	0.00	0.00	0.00	0.00

c.c. F. Gay
Mill Shifter

J.K. Carrington
Met Techs.
A. McIntyre
A.B. Cron

R.C. Smith
G.W. Chapman
P.J. Brown

Conte

DATE: 2/4/1981

DAILY LOAD OUT

*****				ASSAYS			
	WMT	% MOIST.	DMT	PB	ZN	FE	AG
LEAD	0.00	0.00	0.00	0.00	0.00	0.00	0.00
ZINC	1223.94	6.81	1140.59	3.35	47.19	10.53	71.20
TOTAL	1223.94		1140.59				

MONTH TO DATE

*****				ASSAYS			
	WMT	% MOIST.	DMT	PB	ZN	FE	AG
LEAD	0.00	0.00	0.00	0.00	0.00	0.00	0.00
ZINC	2368.41	6.49	2214.67	3.20	47.21	10.36	71.20
TOTAL	2368.41		2214.67				

c.c. F. Gay
[REDACTED]
Mill Shifter

J.K. Carrington
Met Techs.
A. McIntyre
A.B. Cron

R.C. Smith
G.W. Chapman
P.J. Brown

JBrink

APR 9 1981

CYPRUS ANVIL MINING CORP. DAILY PRODUCTION REPORT

AM

1/4/1981

CRUSHING

PRIM. TRUCKS 97 SEC. TONS 6135

GRINDING

MILL FEED MOIST DAY 1.30 M.T.D. 1.30
% OP. TIME DAY 82.29 M.T.D. 82.29
SCREEN ANAL. -TAILS DAY 11.40 %+100 68.20 %-200
M.T.D. 11.40 %+100 68.20 %-200

DAILY METALLURGICAL BALANCE

ASSAYS

DISTRIBUTION

	TONS	PB	ZN	FE	AG	PB	ZN	FE	AG
DRY FEED	7266.29	3.12	5.11	15.75	61.90	100.00	100.00	100.00	100.00
PB CONC.	283.02	62.13	5.86	4.50	694.90	77.56	4.47	1.14	46.75
ZN CONC.	609.71	2.28	45.53	11.29	82.00	6.13	74.76	6.18	11.89
TAILINGS	6373.56	.58	1.21	16.21	27.30	16.31	20.77	92.68	41.36

MONTH TO DATE METALLURGICAL BALANCE

ASSAYS

DISTRIBUTION

	TONS	PB	ZN	FE	AG	PB	ZN	FE	AG
DRY FEED	7266.29	3.12	5.11	15.34	57.89	100.00	100.00	100.00	100.00
PB CONC.	283.02	62.13	5.86	4.50	694.90	77.56	4.47	1.14	46.75
ZN CONC.	609.71	2.28	45.53	11.29	82.00	6.13	74.76	6.18	11.89
TAILINGS	6373.56	.58	1.21	16.21	27.30	16.31	20.77	92.68	41.36

CONCENTRATES FILTERED

DAILY

MONTH TO DATE

	PB	ZN	PB	ZN
WMT	0.00	0.00	0.00	0.00

c.c. F. Gay
Mill Shifter
J.K. Carrington
Met Techs.
A. McIntyre
A.B. Cron

R.C. Smith
G.W. Chapman
P.J. Brown

CYPRUS

DATE: 1/4/1981

DAILY LOAD OUT

	WMT	% MOIST.	DMT	PB	ZN	FE	AG
LEAD	0.00	0.00	0.00	0.00	0.00	0.00	0.00
ZINC	1144.47	6.15	1074.09	3.05	47.23	10.17	71.20
TOTAL	1144.47		1074.09				

ASSAYS

MONTH TO DATE

	WMT	% MOIST.	DMT	PB	ZN	FE	AG
LEAD	0.00	0.00	0.00	0.00	0.00	0.00	0.00
ZINC	1144.47	6.15	1074.09	3.05	47.23	10.17	71.20
TOTAL	1144.47		1074.09				

ASSAYS

c.c. F. Gay

[REDACTED]
M. Snitter

J.K. Carrington
Met Techs.
A. McIntyre
A.B. Cron

R.C. Smith
G.W. Chapman
P.J. Brown

CYPRUS

CYPRUS ANVIL MINING CORP. DAILY PRODUCTION REPORT

J. Brook

31/ 3/1981

CRUSHING

PRIM. TRUCKS 57 SEC. TONS 2700

GRINDING

MILL FEED MOIST DAY 1.10 M.T.D. 1.33
 % OP. TIME DAY 44.44 M.T.D. 81.21
 SCREEN ANAL.-TAILS DAY 7.90 % +100 71.90 % -200
 M.T.D. 13.81 % +100 66.78 % -200

DAILY METALLURGICAL BALANCE

ASSAYS

DISTRIBUTION

	TONS	PB	ZN	FE	AG	PB	ZN	FE	AG
DRY FEED	3264.69	3.04	5.06	13.97	49.80	100.00	100.00	100.00	100.00
PB CONC.	138.52	56.61	5.99	5.06	568.90	79.01	5.02	1.46	51.37
ZN CONC.	246.72	2.14	48.77	10.91	77.10	5.32	72.84	5.59	12.40
TAILINGS	2879.44	.54	1.27	15.53	19.30	15.67	22.14	92.95	36.23

MONTH TO DATE METALLURGICAL BALANCE

ASSAYS

DISTRIBUTION

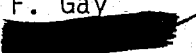
	TONS	PB	ZN	FE	AG	PB	ZN	FE	AG
DRY FEED	211090.25	2.37	4.01	13.84	35.56	100.00	100.00	100.00	100.00
PB CONC.	7348.65	50.53	5.23	5.89	519.96	74.31	4.54	1.48	50.91
ZN CONC.	12252.44	2.01	49.19	10.35	58.19	4.92	71.24	4.34	9.50
TAILINGS	191489.17	.54	1.07	14.37	15.52	20.76	24.22	94.17	39.59

CONCENTRATES FILTERED

DAILY

MONTH TO DATE

	PB	ZN	PB	ZN
WMT	0.00	0.00	12994.00	12583.00

c.c. F. Gay

 Mill Shifter

J.K. Carrington
 Met Techs.
 A. McIntyre
 A.B. Cron

R.C. Smith
 G.W. Chapman
 P.J. Brown

CYPRUS ANVIL

JB

@@

DATE: *Am* 30/ 3/1981

DAILY LOAD OUT

*****				ASSAYS			
*****				*****			
	WMT	% MOIST.	DMT	PB	ZN	FE	AG
LEAD	978.66	5.37	926.11	48.06	7.15	6.03	503.20
ZINC	322.25	6.60	300.98	1.85	48.55	9.84	69.00
TOTAL	1300.91		1227.09				

MONTH TO DATE

*****				ASSAYS			
*****				*****			
	WMT	% MOIST.	DMT	PB	ZN	FE	AG
LEAD	4458.13	5.91	4194.70	49.00	6.65	6.86	522.41
ZINC	1958.39	6.87	1823.80	1.59	49.56	10.64	48.36
TOTAL	6416.52		6018.50				

DATE: *Am* 31/ 3/1981

DAILY LOAD OUT

*****				ASSAYS			
*****				*****			
	WMT	% MOIST.	DMT	PB	ZN	FE	AG
LEAD	0.00	0.00	0.00	0.00	0.00	0.00	0.00
ZINC	1312.09	6.59	1225.62	1.92	47.29	10.34	58.20
TOTAL	1312.09		1225.62				

MONTH TO DATE

*****				ASSAYS			
*****				*****			
	WMT	% MOIST.	DMT	PB	ZN	FE	AG
LEAD	4458.13	5.91	4194.70	49.00	6.65	6.86	522.41
ZINC	3270.48	6.76	3049.43	1.72	48.65	10.52	52.32
TOTAL	7728.61		7244.12				

c.c. F. Gay
Mill Shifter

J.K. Carrington
Met Techs.
A. McIntyre
A.B. Cron

R.C. Smith
G.W. Chapman
P.J. Brown

CYPRUS

CYPRUS ANVIL MINING CORP. DAILY PRODUCTION REPORT

UW

30/ 3/1981

CRUSHING

PRIM. TRUCKS 82 SEC. TONS 5170

GRINDING

MILL FEED MOIST DAY .90 M.T.D. 1.33
 % OP.TIME DAY 97.68 M.T.D. 82.43
 SCREEN ANAL.-TAILS DAY 9.00 %+100 72.70 %-200
 M.T.D. 13.90 %+100 66.70 %-200

DAILY METALLURGICAL BALANCE

	TONS	ASSAYS				DISTRIBUTION			
		PB	ZN	FE	AG	PB	ZN	FE	AG
DRY FEED	7397.82	2.69	4.52	13.02	47.30	100.00	100.00	100.00	100.00
PB CONC.	290.04	52.98	5.81	5.34	543.10	77.22	5.04	1.60	54.87
ZN CONC.	547.72	1.81	49.35	9.88	55.70	4.98	80.84	5.58	10.63
TAILINGS	6560.06	.54	.72	13.73	15.10	17.80	14.13	92.83	34.50

MONTH TO DATE METALLURGICAL BALANCE

	TONS	ASSAYS				DISTRIBUTION			
		PB	ZN	FE	AG	PB	ZN	FE	AG
DRY FEED	207825.56	2.36	3.99	13.82	35.38	100.00	100.00	100.00	100.00
PB CONC.	7210.13	50.41	5.21	5.91	519.02	74.22	4.53	1.48	50.90
ZN CONC.	12005.72	2.01	49.20	10.34	57.80	4.92	71.21	4.32	9.44
TAILINGS	188609.72	.54	1.07	14.35	15.46	20.86	24.26	94.20	39.66

CONCENTRATES FILTERED

	DAILY		MONTH TO DATE	
	PB	ZN	PB	ZN
WMT	0.00	0.00	12994.00	12583.00

c.c. F. Gay
 [Redacted] er
 Mill Shifter

J.K. Carrington
 Met Techs.
 A. McIntyre
 A.B. Cron

R.C. Smith
 G.W. Chapman
 P.J. Brown

CYPRUS

JBrink

DATE: 26/ 3/1981

ll

DAILY LOAD OUT

ASSAYS

	WMT	% MOIST.	DMT	PB	ZN	FE	AG
LEAD	1518.63	6.13	1425.54	51.49	6.07	6.95	511.00
ZINC	0.00	0.00	0.00	0.00	0.00	0.00	0.00
TOTAL	1518.63		1425.54				

MONTH TO DATE

ASSAYS

	WMT	% MOIST.	DMT	PB	ZN	FE	AG
LEAD	2028.52	5.97	1907.32	50.77	6.21	7.12	514.96
ZINC	1636.14	6.93	1522.82	1.53	49.76	10.80	44.28
TOTAL	3664.66		3430.14				

DATE: 27/ 3/1981

DAILY LOAD OUT

ASSAYS

	WMT	% MOIST.	DMT	PB	ZN	FE	AG
LEAD	1338.40	6.28	1254.35	46.46	6.87	7.10	542.40
ZINC	0.00	0.00	0.00	0.00	0.00	0.00	0.00
TOTAL	1338.40		1254.35				

MONTH TO DATE

ASSAYS

	WMT	% MOIST.	DMT	PB	ZN	FE	AG
LEAD	3366.92	6.10	3161.67	49.06	6.47	7.11	525.84
ZINC	1636.14	6.93	1522.82	1.53	49.76	10.80	44.28
TOTAL	5003.06		4684.49				

DATE: 28/ 3/1981

DAILY LOAD OUT

ASSAYS

	WMT	% MOIST.	DMT	PB	ZN	FE	AG
LEAD	112.55	5.00	106.92	55.40	7.58	6.37	587.20
ZINC	0.00	0.00	0.00	0.00	0.00	0.00	0.00
TOTAL	112.55		106.92				

MONTH TO DATE

ASSAYS

	WMT	% MOIST.	DMT	PB	ZN	FE	AG
LEAD	3479.47	6.06	3268.59	49.27	6.51	7.09	527.85
ZINC	1636.14	6.93	1522.82	1.53	49.76	10.80	44.28
TOTAL	5115.61		4791.41				

c.c. Gay
111 Shifter

J.K. Carrington
Met Techs.
A. McIntyre
A.B. Cron

R.C. Smith
G.W. Chapman
P.J. Brown

CYPRUS

APR 7 1981

Book

CYPRUS ANVIL MINING CORP. DAILY PRODUCTION REPORT

M

28/3/1981

CRUSHING

PRIM. TRUCKS 122 SEC. TONS 4495

GRINDING

MILL FEED MOIST DAY 1.50 M.T.D. 1.35
 % OP. TIME DAY 93.26 M.T.D. 81.27
 SCREEN ANAL.-TAILS DAY 7.90 % +100 70.90 % -200
 M.T.D. 14.43 % +100 65.95 % -200

DAILY METALLURGICAL BALANCE

ASSAYS

DISTRIBUTION

	TONS	PB	ZN	FE	AG	PB	ZN	FE	AG
DRY FEED	6906.82	1.87	3.34	9.35	31.40	100.00	100.00	100.00	100.00
PB CONC.	210.99	40.79	5.60	5.63	447.80	66.63	5.12	1.67	46.27
ZN CONC.	330.15	1.87	44.70	10.28	68.20	4.78	63.97	4.78	11.03
TAILINGS	6365.68	.58	1.12	10.44	13.70	28.59	30.91	93.55	42.71

MONTH TO DATE METALLURGICAL BALANCE

ASSAYS

DISTRIBUTION

	TONS	PB	ZN	FE	AG	PB	ZN	FE	AG
DRY FEED	192427.35	2.34	3.98	13.94	35.14	100.00	100.00	100.00	100.00
PB CONC.	6618.03	50.63	5.27	6.03	519.79	74.27	4.56	1.49	50.87
ZN CONC.	10928.78	2.00	49.36	10.36	57.57	4.83	70.51	4.22	9.30
TAILINGS	174880.54	.54	1.09	14.46	15.40	20.90	24.93	94.29	39.82

CONCENTRATES FILTERED

DAILY

MONTH TO DATE

	PB	ZN	PB	ZN
WMT	0.00	0.00	12994.00	12583.00

c.c. F. Gay

[Redacted]
 Voisey
 Shifter

J.K. Carrington
 Met Techs.
 A. McIntyre
 A.B. Cron

R.C. Smith
 G.W. Chapman
 P.J. Brown

CYPRUS

CYPRUS ANVIL MINING CORP. DAILY PRODUCTION REPORT

Am

27/ 3/1981

CRUSHING

PRIM. TRUCKS 106 SEC. TONS 5365

GRINDING

MILL FEED MOIST DAY .70 M.T.D. 1.34
 % OP.TIME DAY 85.76 M.T.D. 80.82
 SCREEN ANAL.-TAILS DAY 14.40 %+100 65.90 %-200
 M.T.D. 14.68 %+100 65.76 %-200

DAILY METALLURGICAL BALANCE

	TONS	ASSAYS				DISTRIBUTION			
		PB	ZN	FE	AG	PB	ZN	FE	AG
DRY FEED	7217.12	2.84	6.02	17.21	30.50	100.00	100.00	100.00	100.00
PB CONC.	305.60	52.64	9.15	7.35	454.40	78.48	6.44	1.88	59.67
ZN CONC.	644.57	1.30	52.08	10.15	32.80	4.09	77.26	5.48	9.09
TAILINGS	6266.96	.57	1.13	17.66	11.60	17.43	16.30	92.64	31.24

MONTH TO DATE METALLURGICAL BALANCE

	TONS	ASSAYS				DISTRIBUTION			
		PB	ZN	FE	AG	PB	ZN	FE	AG
DRY FEED	185520.53	2.36	4.00	14.07	35.35	100.00	100.00	100.00	100.00
PB CONC.	6407.04	50.95	5.25	6.04	522.16	74.50	4.54	1.48	51.01
ZN CONC.	10598.63	2.00	49.50	10.36	57.24	4.84	70.71	4.21	9.25
TAILINGS	168514.86	.54	1.09	14.61	15.46	20.67	24.75	94.31	39.73

CONCENTRATES FILTERED

	DAILY		MONTH TO DATE	
	PB	ZN	PB	ZN
WMT	0.00	0.00	12994.00	12583.00

c.c. F. Gay
 [REDACTED]
 R.J. Voisey
 Mill Shifter

J.K. Carrington
 Met Techs.
 A. McIntyre
 A.B. Cron

R.C. Smith
 G.W. Chapman
 P.J. Brown

CYPRUS

CYPRUS ANVIL MINING CORP. DAILY PRODUCTION REPORT

Ans

26/ 3/1981

CRUSHING

 GRINDING

PRIM. TRUCKS 16 SEC. TONS 3482
 MILL FEED MOIST DAY .90 M.T.D. 1.37
 % OP.TIME DAY 58.47 M.T.D. 80.63
 SCREEN ANAL.-TAILS DAY 24.10 %+100 49.70 %-200
 M.T.D. 14.69 %+100 65.76 %-200

DAILY METALLURGICAL BALANCE

	TONS	ASSAYS				DISTRIBUTION			
		PB	ZN	FE	AG	PB	ZN	FE	AG
DRY FEED	5334.55	2.43	5.45	15.60	23.60	100.00	100.00	100.00	100.00
PB CONC.	178.22	58.72	7.38	6.20	440.90	80.73	4.52	1.34	55.85
ZN CONC.	441.32	1.28	52.00	10.34	44.60	4.36	78.93	5.51	13.99
TAILINGS	4715.01	.41	1.02	16.35	9.00	14.91	16.54	93.15	30.16

MONTH TO DATE METALLURGICAL BALANCE

	TONS	ASSAYS				DISTRIBUTION			
		PB	ZN	FE	AG	PB	ZN	FE	AG
DRY FEED	178303.40	2.34	3.92	13.97	35.47	100.00	100.00	100.00	100.00
PB CONC.	6101.44	50.87	5.06	5.98	525.55	74.30	4.42	1.46	50.70
ZN CONC.	9954.06	2.04	49.33	10.38	58.82	4.87	70.31	4.15	9.26
TAILINGS	162247.90	.54	1.09	14.50	15.61	20.83	25.27	94.39	40.05

CONCENTRATES FILTERED

	DAILY		MONTH TO DATE	
	PB	ZN	PB	ZN
WMT	0.00	0.00	12994.00	12583.00

c.c. F. Gay
 R.J. Voisey
 Mill Shifter
 J.K. Carrington
 Met Techs.
 A. McIntyre
 A.B. Cron

R.C. Smith
 G.W. Chapman
 P.J. Brown

CYPRUS

@@

DATE: *Am* 25/ 3/1981

DAILY LOAD OUT

	WMT	% MOIST.	DMT	PB	ZN	FE	AG
LEAD	391.54	6.00	368.05	48.07	6.91	7.85	526.00
ZINC	740.85	6.92	689.58	1.75	49.17	11.31	48.50
TOTAL	1132.39		1057.63				

ASSAYS

MONTH TO DATE

	WMT	% MOIST.	DMT	PB	ZN	FE	AG
LEAD	509.89	5.51	481.78	48.63	6.61	7.63	526.66
ZINC	1636.14	6.93	1522.82	1.53	49.76	10.80	44.28
TOTAL	2146.03		2004.61				

ASSAYS

c.c. E. Gay
 [REDACTED]
 R.J. Voisey
 Mill Shifter

J.K. Carrington
 Met Techs.
 A. McIntyre
 A.B. Cron

R.C. Smith
 G.W. Chapman
 P.J. Brown

CYPRUS ANVIL

JBrub

CYPRUS ANVIL MINING CORP. DAILY PRODUCTION REPORT

am

24/ 3/1981

CRUSHING

PRIM. TRUCKS 87 SEC. TONS 1328

GRINDING

MILL FEED MOIST DAY 1.60 M.T.D. 1.37
% OP.TIME DAY 64.58 M.T.D. 81.51
SCREEN ANAL.-TAILS DAY 13.20 %+100 64.40 %-200
M.T.D. 14.30 %+100 66.42 %-200

DAILY METALLURGICAL BALANCE

ASSAYS

DISTRIBUTION

	TONS	PB	ZN	FE	AG	PB	ZN	FE	AG
DRY FEED	4988.88	2.19	3.63	14.95	32.30	100.00	100.00	100.00	100.00
PB CONC.	138.53	64.46	3.50	4.45	645.50	81.73	2.68	.80	58.55
ZN CONC.	301.01	1.19	50.39	10.45	36.50	3.28	83.76	4.07	7.19
TAILINGS	4549.33	.36	.54	16.17	11.50	14.99	13.57	95.13	34.26

MONTH TO DATE METALLURGICAL BALANCE

ASSAYS

DISTRIBUTION

	TONS	PB	ZN	FE	AG	PB	ZN	FE	AG
DRY FEED	165766.95	2.34	3.86	13.83	35.94	100.00	100.00	100.00	100.00
PB CONC.	5698.31	50.19	4.91	5.96	526.78	73.85	4.38	1.48	50.39
ZN CONC.	9100.75	2.11	49.10	10.37	60.01	4.96	69.85	4.11	9.17
TAILINGS	150967.89	.54	1.09	14.34	15.96	21.19	25.78	94.41	40.44

CONCENTRATES FILTERED

DAILY

MONTH TO DATE

	PB	ZN	PB	ZN
WMT	0.00	0.00	12994.00	12583.00

c.c. E. Gay
R.J. Voisey
Mill Shifter

J.K. Carrington
Met Techs.
A. McIntyre
A.B. Cron

R.C. Smith
G.W. Chapman
P.J. Brown

CYPRUS ANVIL

DATE: 23/3/1981

DAILY LOAD OUT

	WMT	% MOIST.	DMT	PB	ZN	FE	AG
LEAD	118.35	3.90	113.73	50.43	5.66	6.92	528.80
ZINC	237.32	6.60	221.66	1.37	49.54	10.39	38.30
TOTAL	355.67		335.39				

ASSAYS

MONTH TO DATE

	WMT	% MOIST.	DMT OUT	PB	ZN	FE	AG
LEAD	118.35	3.90	113.73	50.43	5.66	6.92	528.80
ZINC	237.32	6.60	221.66	1.37	49.54	10.39	38.30
TOTAL	355.67		335.39				

ASSAYS

DATE: 24/3/1981

DAILY LOAD OUT

	WMT	% MOIST.	DMT	PB	ZN	FE	AG
LEAD	0.00	0.00	0.00	0.00	0.00	0.00	0.00
ZINC	657.97	7.05	611.58	1.35	50.50	10.38	41.70
TOTAL	657.97		611.58				

ASSAYS

MONTH TO DATE

	WMT	% MOIST.	DMT	PB	ZN	FE	AG
LEAD	118.35	3.90	113.73	50.43	5.66	6.92	528.80
ZINC	895.29	6.93	833.24	1.36	50.24	10.38	40.80
TOTAL	1013.64		946.97				

ASSAYS

c.c. F. Gav
 [Redacted]
 R.J. Voisey
 ill Shifter

J.K. Carrington
 Met Techs.
 A. McIntyre
 A.B. Cron

R.C. Smith
 G.W. Chapman
 P.J. Brown

J. Brink

CYPRUS ANVIL MINING CORP. DAILY PRODUCTION REPORT

22/ 3/1981

CRUSHING

PRIM. TRUCKS 100 SEC. TONS 5186

GRINDING

MILL FEED MOIST DAY 1.00 M.T.D. 1.36
% OP.TIME DAY 97.22 M.T.D. 83.10
SCREEN ANAL.-TAILS DAY 13.30 % +100 68.80 % -200
M.T.D. 14.29 % +100 66.59 % -200

DAILY METALLURGICAL BALANCE

	TONS	ASSAYS				DISTRIBUTION			
		PB	ZN	FE	AG	PB	ZN	FE	AG
DRY FEED	8291.25	1.22	2.51	14.18	20.50	100.00	100.00	100.00	100.00
PB CONC.	132.44	56.37	3.97	7.48	490.20	73.80	2.53	.83	45.93
ZN CONC.	304.43	1.48	49.09	11.10	34.30	4.45	71.81	2.83	7.39
TAILINGS	7854.39	.28	.68	14.62	8.40	21.74	25.66	96.33	46.68

MONTH TO DATE METALLURGICAL BALANCE

	TONS	ASSAYS				DISTRIBUTION			
		PB	ZN	FE	AG	PB	ZN	FE	AG
DRY FEED	155545.63	2.37	3.88	13.75	36.63	100.00	100.00	100.00	100.00
PB CONC.	5476.28	49.64	4.96	6.01	522.62	73.73	4.50	1.54	50.23
ZN CONC.	8549.88	2.18	48.98	10.37	61.71	5.05	69.33	4.14	9.26
TAILINGS	141519.47	.55	1.12	14.25	16.31	21.22	26.17	94.32	40.51

CONCENTRATES FILTERED

WMT	DAILY		MONTH TO DATE	
	PB	ZN	PB	ZN
	0.00	0.00	12994.00	12583.00

c.c. F. Gay
R.J. Voisey
Mill Shifter

J.K. Carrington
Met Techs.
A. McIntyre
A.B. Cron

R.C. Smith
G.W. Chapman
P.J. Brown

CYPRUS MINING CORP. DAILY PRODUCTION REPORT

WMC

20/ 3/1981

CRUSHING

GRINDING

PRIM. TRUCKS 35 SEC. TONS 4567

MILL FEED MOIST DAY 1.20 M.T.D. 1.36
% OP. TIME DAY 63.42 M.T.D. 82.25
SCREEN ANHL. FINLS DAY 15.70 %+100 63.20 %-200
M.T.D. 14.34 %+100 66.48 %-200

DAILY METALLURGICAL BALANCE

	TONS	ASSAYS				DISTRIBUTION			
		PB	ZN	FE	AG	PB	ZN	FE	AG
DRY FEED	5282.45	1.47	3.36	15.06	16.50	100.00	100.00	100.00	100.00
PB CONC.	83.50	63.08	3.99	5.24	602.30	68.40	1.90	.57	47.87
ZN CONC.	340.96	.83	51.58	10.33	30.30	2.86	73.30	1.04	7.09
TAILINGS	4899.89	.45	.89	15.16	10.00	28.66	24.80	90.89	45.85

MONTH TO DATE METALLURGICAL BALANCE

	TONS	ASSAYS				DISTRIBUTION			
		PB	ZN	FE	AG	PB	ZN	FE	AG
DRY FEED	140778.07	2.34	3.87	13.78	36.10	100.00	100.00	100.00	100.00
PB CONC.	5559.73	49.84	4.95	6.00	523.82	73.62	4.42	1.50	50.17
ZN CONC.	8799.74	2.14	49.05	10.36	60.82	5.01	69.44	4.12	9.22
TAILINGS	146418.55	.55	1.11	14.28	16.10	21.37	26.13	94.38	40.61

CONCENTRATES FILTERED

WMT	DAILY		MONTH TO DATE	
	PB	ZN	PB	ZN
	0.00	0.00	12994.00	12583.00

c.c. F. Gay J.K. Carrington R.C. Smith
B. Cooper Met Techs. G.W. Chapman
R.J. Voisey A. McIntyre P.J. Brown
Mill Shifter A.B. Cron



JB

DATE: 23/ 9/198 *dia*

DAILY LOAD OUT


ASSAYS

	WMT	% MOIST.	DMT	PB	ZN	FE	AG
LEAD	118.35	3.90	113.73	50.43	5.66	6.92	528.80
ZINC	237.32	6.60	221.66	1.37	49.54	10.39	38.30
TOTAL	355.67		335.39				

MONTH TO DATE

ASSAYS

	WMT	% MOIST.	DMT	PB	ZN	FE	AG
LEAD	5608.15	5.17	5318.46	53.25	7.42	8.05	577.00
ZINC	11350.05	6.19	10647.46	2.28	48.05	10.33	73.32
TOTAL	16958.20		15965.93				

c.c. F. Gav

 R.J. Voisey
 Mill Shifter

J.K. Carrington
 Met Techs.
 A. McIntyre
 A.B. Cron

R.C. Smith
 G.W. Chapman
 P.J. Brown

CYPRUS

JBruck

CYPRUS ANVIL MINING CORP. DAILY PRODUCTION REPORT

(ml)
21/ 3/1981

CRUSHING

PRIM. TRUCKS 99 SEC. TONS 6416

GRINDING

MILL FEED MOIST DAY 1.20 M.T.D. 1.38
% OF TIME DAY 92.13 M.T.D. 82.43
SCREEN AMAL.-TAILS DAY 13.80 %+100 66.90 %-200
M.T.D. 14.35 %+100 66.46 %-200

DAILY METALLURGICAL BALANCE

	ASSAYS				DISTRIBUTION				
	TONS	PB	ZN	FE	AG	PB	ZN	FE	AG
DRY FEED	8872.95	1.39	2.82	16.27	20.20	100.00	100.00	100.00	100.00
PB CONC.	137.49	49.55	5.29	8.71	429.00	60.71	3.19	.96	37.15
ZN CONC.	383.84	1.45	50.43	10.16	39.60	3.93	67.31	2.48	7.58
TAILINGS	7631.62	.52	.88	15.76	11.50	35.36	29.50	96.56	55.27

MONTH TO DATE METALLURGICAL BALANCE

	ASSAYS				DISTRIBUTION				
	TONS	PB	ZN	FE	AG	PB	ZN	FE	AG
DRY FEED	147254.38	2.43	3.96	13.71	37.73	100.00	100.00	100.00	100.00
PB CONC.	5343.84	49.47	4.99	5.97	523.43	73.73	4.57	1.58	50.34
ZN CONC.	8245.45	2.21	48.98	10.34	62.72	5.07	69.24	4.22	9.31
TAILINGS	133665.08	.57	1.14	14.23	16.77	21.20	26.19	94.20	40.35

CONCENTRATES FILTERED

	DAILY		MONTH TO DATE	
	PB	ZN	PB	ZN
WMT	0.00	0.00	12994.00	12583.00

c.c. F. Gay
R.J. Voisey
Mill Shifter

J.K. Carrington
Met Techs.
A. McIntyre
A.B. Cron

R.C. Smith
G.W. Chapman
P.J. Brown

CYPRUS ANVIL

CYPRUS ANVIL MINING CORP. DAILY PRODUCTION REPORT

AM

20/ 3/1981

CRUSHING

PRIM. TRUCKS 89 SEC. TONS 4160

GRINDING

MILL FEED MOIST DAY 1.40 M.T.D. 1.40
% OP.TIME DAY 90.97 M.T.D. 81.95
SCREEN ANAL.-TAILS DAY 5.90 %+100 79.70 %-200
M.T.D. 14.38 %+100 66.44 %-200

DAILY METALLURGICAL BALANCE

	TONS	ASSAYS				DISTRIBUTION			
		PB	ZN	FE	AG	PB	ZN	FE	AG
DRY FEED	7118.92	2.47	3.83	12.16	41.70	100.00	100.00	100.00	100.00
PB CONC.	261.09	52.47	4.16	4.03	647.90	77.91	3.98	1.26	52.59
ZN CONC.	394.71	1.49	49.46	9.57	44.10	3.34	71.60	4.52	5.41
TAILINGS	6463.12	.51	1.03	12.17	20.90	18.75	24.42	94.22	42.00

MONTH TO DATE METALLURGICAL BALANCE

	TONS	ASSAYS				DISTRIBUTION			
		PB	ZN	FE	AG	PB	ZN	FE	AG
DRY FEED	139181.43	2.50	4.03	13.61	38.78	100.00	100.00	100.00	100.00
PB CONC.	5206.36	49.47	4.98	5.90	525.92	74.15	4.62	1.62	50.73
ZN CONC.	7941.61	2.23	48.92	10.34	63.61	5.11	69.32	4.34	9.36
TAILINGS	126033.46	.57	1.16	14.14	17.09	20.74	26.05	94.04	39.91

CONCENTRATES FILTERED

	DAILY		MONTH TO DATE	
	PB	ZN	PB	ZN
WMT	0.00	0.00	12994.00	12583.00

c.c. F. Gay
B. Cooper
R.J. Voisey
Mill Shifter

J.K. Carrington
Met Techs.
A. McIntyre
A.B. Cron

R.C. Smith
G.W. Chapman
P.J. Brown

CYPRUS ANVIL

CYPRUS ANVIL MINING CORP. DAILY PRODUCTION REPORT

Wk
 19/ 3/1981

CRUSHING

PRIM. TRUCKS 78 SEC. TONS 4240

GRINDING

MILL FEED MOIST DAY 1.10 M.T.D. 1.39
 % OP.TIME DAY 66.08 M.T.D. 81.47
 SCREEN ANAL.-TAILS DAY 4.20 %+100 81.10 %-200
 M.T.D. 14.84 %+100 65.72 %-200

DAILY METALLURGICAL BALANCE

	TONS	ASSAYS				DISTRIBUTION			
		PB	ZN	FE	AG	PB	ZN	FE	AG
DRY FEED	5285.22	2.24	4.07	11.45	41.10	100.00	100.00	100.00	100.00
PB CONC.	166.49	52.18	5.48	4.83	537.50	73.38	4.24	1.31	46.65
ZN CONC.	349.72	2.33	49.90	9.43	48.50	6.88	81.13	5.37	8.84
TAILINGS	4769.01	.49	.66	12.01	17.90	19.74	14.63	93.32	44.50

MONTH TO DATE METALLURGICAL BALANCE

	TONS	ASSAYS				DISTRIBUTION			
		PB	ZN	FE	AG	PB	ZN	FE	AG
DRY FEED	132062.51	2.50	4.04	13.72	38.44	100.00	100.00	100.00	100.00
PB CONC.	4945.27	49.31	5.02	6.00	519.48	73.95	4.66	1.64	50.61
ZN CONC.	7546.90	2.27	48.89	10.39	64.63	5.20	69.20	4.33	9.61
TAILINGS	119570.34	.58	1.17	14.24	16.89	20.85	26.14	94.04	39.78

CONCENTRATES FILTERED

	DAILY		MONTH TO DATE	
	PB	ZN	PB	ZN
WMT	0.00	0.00	12994.00	12583.00

c.c. F. Gay
 [REDACTED]
 R.J. Voisey
 Mill Shifter

J.K. Carrington
 Met Techs.
 A. McIntyre
 A.B. Cron

R.C. Smith
 G.W. Chapman
 P.J. Brown

CYPRUS ANVIL

J. Brink

CYPRUS ANVIL MINING CORP. DAILY PRODUCTION REPORT

ML
10/3/1981

CRUSHING

PRIM. TRUCKS 82 SEC. TONS 4020

GRINDING

MILL FEED MOIST DAY 1.00 M.T.D. 1.41
% OP. TIME DAY 66.32 M.T.D. 82.33
SCREEN ANAL. -TAILS DAY 5.30 %+100 78.40 %-200
M.T.D. 15.28 %+100 65.08 %-200

DAILY METALLURGICAL BALANCE

ASSAYS

DISTRIBUTION

	TONS	PB	ZN	FE	AG	PB	ZN	FE	AG
DRY FEED	5666.76	2.45	4.70	12.32	39.20	100.00	100.00	100.00	100.00
PB CONC.	198.56	55.34	4.22	4.23	616.70	79.14	3.15	1.21	56.51
ZN CONC.	391.73	1.56	50.56	9.82	51.40	4.40	74.36	5.56	9.29
TAILINGS	5076.48	.45	1.18	12.71	14.60	16.45	22.49	93.23	34.20

MONTH TO DATE METALLURGICAL BALANCE

ASSAYS

DISTRIBUTION

	TONS	PB	ZN	FE	AG	PB	ZN	FE	AG
DRY FEED	126777.29	2.51	4.04	13.80	38.52	100.00	100.00	100.00	100.00
PB CONC.	4778.78	49.21	5.01	6.04	518.85	73.97	4.68	1.65	50.77
ZN CONC.	7197.19	2.27	48.84	10.43	65.41	5.14	68.70	4.29	9.64
TAILINGS	114801.32	.58	1.19	14.34	16.85	20.89	26.62	94.06	39.59

CONCENTRATES FILTERED

DAILY

MONTH TO DATE

	PB	ZN	PB	ZN
WMT	0.00	0.00	12994.00	12583.00

c.c. *F. Gay*
R.J. Voisey
Mill Shifter

J.K. Carrington
Met Techs.
A. McIntyre
A.B. Cron

R.C. Smith
G.W. Chapman
P.J. Brown

CYPRUS ANVIL

INVENTORY METALLURGICAL BALANCE

15/ 3/1981

W.M.T. CONCENTRATES

	LEAD	ZINC
INVENTORY 28/ 2/ 2400 HRS.	4075	4657
INVENTORY 16/ 2/ 1400 HRS. LOAD OUT	3427	356
STORAGE PAD	0	6023
RECLAIM PILE	6451	2869
WEST YARD	0	0
TOTAL	9878	9248
PRODUCTION	-87	-131
TRUCKING	0	0
CALCULATED INVENTORY 15/ 3/ 2400 HRS.	9791	9117
INVENTORY CHANGE	5716	4460
CONCENTRATES SHIPPED	0	0
ACTUAL PRODUCTION W.M.T.	5716	4460
MOISTURE % H2O	5.2	6.2

CALCULATION OF MILL FEED GRADE

METAL TONS IN DRY CONC'S AND TAILS	PB	ZN	FE	AG(KG'S)
LEAD CONCENTRATE	2696.4	272.6	332.7	2818.1
ZINC CONCENTRATE	97.5	2042.0	437.6	278.9
TAILINGS	613.3	1257.7	15165.7	1775.4
TOTALS	3407.1	3572.3	15936.0	4872.4

FEED GRADE

RECOVERIES

	CALC.	MET. BAL.		CALC.	MET. BAL.
LEAD	3.00	2.53	LEAD	79.14	73.60
ZINC	3.15	4.02			
TOTAL	6.15	6.55	ZINC	57.16	68.07
SILVER (G/T)	42.91	38.67	SILVER/PB	57.84	50.31
VARIANCE	- .40				

METALLURGICAL BALANCE

	PRODUCT	ASSAYS				DISTRIBUTION			
		PB	ZN	FE	AG	PB	ZN	FE	AG
DRY FEED	113548.23	3.00	3.15	14.03	42.91	100.00	100.00	100.00	100.00
PB CONC.	5418.77	49.76	5.03	6.14	520.06	79.14	7.63	2.09	57.84
ZN CONC.	4183.48	2.33	48.81	10.46	66.66	2.86	57.16	2.75	5.72
TAILINGS	103945.98	.59	1.21	14.59	17.08	18.00	35.21	95.17	36.44

c.c. F. Gay Met. Techs.
 B. [redacted] R.J. Voisey
 T. Biggs A.B. Cron
 A. McIntyre

R.C. Smith
 G.W. Chapman
 P.J. Brown
 File

✓ J. Brink
P. Toogant

CYPRUS ANVIL MINING CORP. DAILY PRODUCTION REPORT

ink
15/3/1981

CRUSHING

GRINDING

PRIN. TRUCKS 119 SEC. TONS 4876

WILL FEED MOIST DAY 2.10 M.T.D. 1.44
 WOP. TIME DAY 88.19 M.T.D. 83.14
 SCREEN ANAL. -TAILS DAY 18.70 %+100 60.20 %-200
 M.T.D. 16.37 %+100 63.71 %-200

DAILY METALLURGICAL BALANCE

	TONS	ASSAYS				DISTRIBUTION			
		PB	ZN	FE	AG	PB	ZN	FE	AG
DRY FEED	7462.92	2.19	3.42	15.06	38.60	100.00	100.00	100.00	100.00
PB CONC.	215.35	47.52	4.60	5.70	521.70	62.61	3.88	1.21	41.87
ZN CONC.	381.31	4.14	45.79	11.42	101.10	9.66	68.41	4.30	14.37
TAILINGS	6866.25	.66	1.03	13.93	17.10	27.73	27.71	94.49	43.76

MONTH TO DATE METALLURGICAL BALANCE

	TONS	ASSAYS				DISTRIBUTION			
		PB	ZN	FE	AG	PB	ZN	FE	AG
DRY FEED	113540.20	2.53	4.02	14.04	38.67	100.00	100.00	100.00	100.00
PB CONC.	4248.30	49.76	5.03	6.14	520.06	73.60	4.68	1.63	50.31
ZN CONC.	6363.42	2.33	48.81	10.46	66.66	5.15	60.07	4.17	9.66
TAILINGS	102936.51	.59	1.21	14.59	17.08	21.34	27.25	94.19	40.03

CONCENTRATES FILTERED

	DAILY		MONTH TO DATE	
	PB	ZN	PB	ZN
WIP	739.00	781.00	12210.00	11990.00

c.c. F. Gay
 [REDACTED]
 R.J. Voisey
 Mill Shifter

J.K. Carrington
 Met Techs.
 A. McIntyre
 A.B. Cron

R.C. Smith
 G.W. Chapman
 P.J. Brown

CYPRUS ANVIL MINING CORP. DAILY PRODUCTION REPORT

66-
14 12 1981

CRUSHING

PRIM. TRUCKS 180 SEC. TONS 3361

GRINDING

MILL FEED MOIST DAY 1.56 M.T.D. 1.40
 % OP. TIME DAY 99.31 M.T.D. 88.13
 SCREEN ANAL.-TAILS DAY 16.10 %+100 63.90 %-200
 M.T.D. 16.21 %+100 63.96 %-200

DAILY METALLURGICAL BALANCE

	TONS	ASSAYS				DISTRIBUTION			
		PB	ZN	FE	AG	PB	ZN	FE	AG
DRY FEED	8535.03	2.19	2.99	11.41	35.56	100.00	100.00	100.00	100.00
PB CONC.	236.32	51.65	4.50	5.14	571.70	65.30	4.17	1.37	42.99
ZN CONC.	388.31	4.48	45.87	11.07	96.46	9.31	69.80	4.86	12.16
TAILINGS	7910.40	.60	.84	10.49	17.10	25.39	26.04	93.77	42.95

MONTH TO DATE METALLURGICAL BALANCE

	TONS	ASSAYS				DISTRIBUTION			
		PB	ZN	FE	AG	PB	ZN	FE	AG
DRY FEED	106685.32	2.55	4.06	14.00	38.86	100.00	100.00	100.00	100.00
PB CONC.	4032.95	49.88	5.05	6.16	519.98	74.26	4.73	1.66	50.86
ZN CONC.	5982.11	2.21	49.00	10.39	64.47	4.88	68.05	4.16	9.35
TAILINGS	96070.26	.59	1.22	14.64	17.07	20.85	27.22	94.17	39.78

ONCE RATES FILTERED

UNIT	DAILY		MONTH TO DATE	
	PB	ZN	PB	ZN
	885.00	877.00	11431.00	11109.00

c.c. F. Gay
 B. Cooper
 R.J. Voisey
 Mill Shifter

J.K. Carrington
 Met Techs.
 A. McIntyre
 A.B. Cron

R.C. Smith
 G.W. Chapman
 P.J. Brown

CYPRUS ANVIL MINING CORP. DAILY PRODUCTION REPORT

13: 041981

CRUSHING

PRIM. TRUCKS 45 SEC. TONS 5321

GRINDING

MILL FEED MOIST DAY 1.10 M.T.D. 1.39
 % OP. TIME DAY 97.22 M.T.D. 87.28
 SCREEN ANAL. -TAILS DAY 12.40 % +100 71.60 % -200
 M.T.D. 16.22 % +100 63.97 % -200

DAILY METALLURGICAL BALANCE

	TONS	ASSAYS				DISTRIBUTION			
		PB	ZN	FE	AG	PB	ZN	FE	AG
DRY FEED	7930.79	2.48	3.74	13.04	42.30	100.00	100.00	100.00	100.00
PB CONC.	285.67	52.46	5.69	6.44	559.20	76.19	5.48	1.80	52.14
ZN CONC.	423.16	2.19	47.65	10.76	56.40	4.71	67.98	4.44	3.79
TAILINGS	7221.96	.52	1.09	13.30	17.00	19.09	26.54	93.76	40.07

MONTH TO DATE METALLURGICAL BALANCE

	TONS	ASSAYS				DISTRIBUTION			
		PB	ZN	FE	AG	PB	ZN	FE	AG
DRY FEED	97550.29	2.59	4.15	14.40	39.11	100.00	100.00	100.00	100.00
PB CONC.	3796.63	49.77	5.08	6.22	516.76	74.93	4.76	1.68	51.42
ZN CONC.	5593.80	2.05	49.22	10.35	62.25	4.56	67.94	4.12	9.13
TAILINGS	88159.85	.59	1.25	15.01	17.07	20.52	27.30	94.20	39.45

CONCENTRATES FILTERED

WMT	DAILY		MONTH TO DATE	
	PB	ZN	PB	ZN
	867.00	653.00	10546.00	10232.00

c.c. F. Gay
 B. Cooper
 R.J. Voisey
 Mill Shifter

J.K. Carrington
 Met Techs.
 A. McIntyre
 A.B. Cron

R.C. Smith
 G.W. Chapman
 P.J. Brown

CYPRUS ANVIL MINING CORP. DAILY PRODUCTION REPORT

12-31-1961

CRUSHING

PRIM. TRUCKS 77 SEC. TONS 5624

GRINDING

MILL FEED MOIST DAY 1.20 M.T.D. 1.41
 % OP. TIME DAY 72.22 M.T.D. 86.45
 SCREEN ANAL. -TAILS DAY 18.60 %+100 61.90 %-200
 M.T.D. 16.56 %+100 63.29 %-200

DAILY METALLURGICAL BALANCE

ASSAYS

DISTRIBUTION

	TONS	PB	ZN	FE	AG	PB	ZN	FE	AG
DRY FEED	6076.20	2.64	4.26	14.36	36.70	100.00	100.00	100.00	100.00
PB CONC.	243.93	49.73	6.67	8.90	463.40	75.62	6.29	2.42	48.97
ZN CONC.	366.59	2.02	48.13	10.04	61.90	4.62	58.16	4.10	9.83
TAILINGS	5465.68	.58	1.21	15.37	17.40	19.76	25.55	93.49	41.20

MONTH TO DATE METALLURGICAL BALANCE

ASSAYS

DISTRIBUTION

	TONS	PB	ZN	FE	AG	PB	ZN	FE	AG
DRY FEED	69619.50	2.59	4.19	14.53	39.15	100.00	100.00	100.00	100.00
PB CONC.	3510.96	49.55	5.04	6.21	513.30	74.82	4.71	1.67	51.36
ZN CONC.	5170.64	2.04	49.35	10.31	62.73	4.54	57.94	4.09	9.24
TAILINGS	60937.90	.59	1.27	15.17	17.08	20.64	27.36	94.23	39.39

CONCENTRATES FILTERED

DAILY

MONTH TO DATE

	PB	ZN	PB	ZN
WMT	991.00	720.00	9739.00	9579.00

c.c. F. Gay
 B. Cooper
 R.J. Voisey
 Mill Shifter

J.K. Carrington
 Met Techs.
 A. McIntyre
 A.B. Cron

R.C. Smith
 G.W. Chapman
 P.J. Brown

CYPRUS

J Bruk.

CYPRUS ANVIL MINING CORP. DAILY PRODUCTION REPORT

11/3/1991

CRUSHING

PRIM. TRUCKS 107 SEC. TONS 5491

GRINDING

MILL FEED MOIST DAY 1.40 M.T.D. 1.43
% OP. TIME DAY 96.54 M.T.D. 87.74
SCREEN ANAL. -TAILS DAY 20.30 % +100 57.50 % -200
M.T.D. 16.41 % +100 63.39 % -200

DAILY METALLURGICAL BALANCE

	TONS	ASSAYS				DISTRIBUTION			
		PB	ZN	FE	AG	PB	ZN	FE	AG
DRY FEED	8632.57	2.34	4.15	14.50	28.30	100.00	100.00	100.00	100.00
PB CONC.	311.44	47.50	6.27	8.62	359.10	73.32	5.46	2.14	45.67
ZN CONC.	497.51	2.34	48.84	10.55	50.70	5.77	67.90	4.18	10.30
TAILINGS	7813.62	.54	1.22	15.07	13.80	20.91	26.64	93.69	44.03

MONTH TO DATE METALLURGICAL BALANCE

	TONS	ASSAYS				DISTRIBUTION			
		PB	ZN	FE	AG	PB	ZN	FE	AG
DRY FEED	83543.30	2.59	4.19	14.52	39.24	100.00	100.00	100.00	100.00
PB CONC.	3267.04	49.54	4.91	6.01	517.03	74.76	4.59	1.62	51.53
ZN CONC.	4804.05	2.04	49.44	10.33	62.79	4.54	67.92	4.09	9.20
TAILINGS	75472.22	.59	1.27	15.15	17.05	20.70	27.49	94.29	39.27

CONCENTRATES FILTERED

MNT	DAILY		MONTH TO DATE	
	PB	ZN	PB	ZN
	793.00	389.00	8748.00	3859.00

c.c. F. Gay
[REDACTED]
R.J. Voisey
Mill Shifter

J.K. Carrington
Met Techs.
A. McIntyre
A.B. Cron

R.C. Smith
G.W. Chapman
P.J. Brown

CYPRUS

J BRUK

CYPRUS ANVIL MINING CORP. DAILY PRODUCTION REPORT

17/ 3/1981

CRUSHING

PRIM. TRUCKS 35 SEC. TONS 2172

GRINDING

MILL FEED MOIST DAY .90 M.T.D. 1.43
% OP.TIME DAY 40.00 M.T.D. 83.27
SCREEN ANAL.-TAILS DAY 6.50 % +100 75.10 % -200
M.T.D. 15.74 % +100 64.46 % -200

DAILY METALLURGICAL BALANCE

	ASSAYS					DISTRIBUTION			
	TONS	PB	ZN	FE	AG	PB	ZN	FE	AG
DRY FEED	3258.41	2.27	3.96	11.34	42.00	100.00	100.00	100.00	100.00
PB CONC.	183.36	31.68	5.87	6.30	380.10	78.54	8.34	3.77	57.61
ZN CONC.	218.17	2.17	47.40	10.52	55.70	6.40	80.15	7.49	10.04
TAILINGS	2856.87	.39	.52	9.52	13.70	15.06	11.51	88.74	32.35

MONTH TO DATE METALLURGICAL BALANCE

	ASSAYS					DISTRIBUTION			
	TONS	PB	ZN	FE	AG	PB	ZN	FE	AG
DRY FEED	121110.53	2.51	4.00	13.88	38.54	100.00	100.00	100.00	100.00
PB CONC.	4580.23	48.94	5.04	6.12	514.61	73.73	4.76	1.67	50.50
ZN CONC.	6805.46	2.31	48.74	10.47	66.22	5.17	68.39	4.24	9.66
TAILINGS	109724.84	.58	1.19	14.41	16.95	21.10	26.85	94.09	39.84

CONCENTRATES FILTERED

WMT	DAILY		MONTH TO DATE	
	PB	ZN	PB	ZN
	0.00	0.00	12994.00	12583.00

RECEIVED

MAR 19 1981

ARO

c.c. F. Gay
R.J. Voisey
Mill Shifter

J.K. Carrington
Met Techs.
A. McIntyre
A.B. Cron

R.C. Smith
G.W. Chapman
P.J. Brown

CYPRUS ANVIL

CYPRUS ANVIL MINING CORP. DAILY PRODUCTION REPORT

Mi
 9/ 3/1981

CRUSHING

PRIM. TRUCKS 77 SEC. TONS 2200

GRINDING

MILL FEED MOIST DAY 1.20 M.T.D. 1.45
 % OP.TIME DAY 80.32 M.T.D. 89.18
 SCREEN ANAL.-TAILS DAY 21.70 %+100 60.20 %-200
 M.T.D. 16.43 %+100 63.52 %-200

DAILY METALLURGICAL BALANCE

	ASSAYS					DISTRIBUTION			
	TONS	PB	ZN	FE	AG	PB	ZN	FE	AG
DRY FEED	6952.56	2.44	4.19	13.90	33.00	100.00	100.00	100.00	100.00
PB CONC.	172.06	63.21	4.60	5.09	533.10	64.11	2.72	.86	36.56
ZN CONC.	388.15	2.84	50.45	9.95	54.30	6.50	67.22	3.77	8.40
TAILINGS	6392.35	.78	1.37	15.27	21.60	29.39	30.06	95.37	55.04

MONTH TO DATE METALLURGICAL BALANCE

	ASSAYS					DISTRIBUTION			
	TONS	PB	ZN	FE	AG	PB	ZN	FE	AG
DRY FEED	69365.21	2.61	4.16	14.35	40.66	100.00	100.00	100.00	100.00
PB CONC.	2759.73	49.33	4.69	5.54	539.67	75.32	4.49	1.54	52.81
ZN CONC.	4018.75	1.93	49.43	10.33	64.54	4.29	68.81	4.17	9.20
TAILINGS	62586.73	.59	1.23	15.00	17.12	20.39	26.70	94.29	37.99

CONCENTRATES FILTERED

WMT	DAILY		MONTH TO DATE	
	PB	ZN	PB	ZN
	785.00	897.00	7640.00	7280.00

c.c. F. Gay
 [REDACTED]
 R.J. Voisey
 Mill Shifter

J.K. Carrington
 Met Techs.
 A. McIntyre
 A.B. Cron

R.C. Smith
 G.W. Chapman
 P.J. Brown

CYPRUS ANVIL MINING CORP. DAILY PRODUCTION REPORT

Amc
 8/ 3/1981

CRUSHING

PRIM. TRUCKS 146 SEC. TONS 5936

GRINDING

MILL FEED MOIST DAY 1.30 M.T.D. 1.48
 % OP. TIME DAY 99.31 M.T.D. 90.29
 SCREEN ANAL. -TAILS DAY 21.30 % +100 58.50 % -200
 M.T.D. 15.83 % +100 63.90 % -200

DAILY METALLURGICAL BALANCE

	TONS	ASSAYS				DISTRIBUTION			
		PB	ZN	FE	AG	PB	ZN	FE	AG
DRY FEED	9541.33	2.52	4.30	14.91	29.90	100.00	100.00	100.00	100.00
PB CONC.	289.83	59.32	5.29	6.58	483.20	71.50	3.74	1.25	42.81
ZN CONC.	510.08	1.95	48.98	10.66	77.20	4.14	60.89	3.57	12.04
TAILINGS	8741.42	.67	1.66	16.57	16.90	24.36	35.37	95.17	45.16

MONTH TO DATE METALLURGICAL BALANCE

	TONS	ASSAYS				DISTRIBUTION			
		PB	ZN	FE	AG	PB	ZN	FE	AG
DRY FEED	62412.65	2.62	4.16	14.31	41.17	100.00	100.00	100.00	100.00
PB CONC.	2587.67	48.41	4.70	5.57	540.10	76.48	4.68	1.61	54.40
ZN CONC.	3630.60	1.83	49.32	10.38	65.64	4.06	68.99	4.22	9.28
TAILINGS	56194.38	.57	1.22	14.97	16.61	19.46	26.33	94.17	36.33

CONCENTRATES FILTERED

WMT	DAILY		MONTH TO DATE	
	PB	ZN	PB	ZN
	1006.00	885.00	6855.00	6393.00

RECEIVED
 MAR 10 1981
 F.A.R.O.

c.c. F. Gay
 R.J. Voisey
 Mill Shifter

J.K. Carrington
 Met Techs.
 A. McIntyre
 A.B. Cron

R.C. Smith
 G.W. Chapman
 P.J. Brown

CYPRUS ANVIL

CYPRUS ANVIL MINING CORP. DAILY PRODUCTION REPORT

aw

7/ 3/1981

CRUSHING

PRIM. TRUCKS 158 SEC. TONS 7494

GRINDING

MILL FEED MOIST DAY 1.40 M.T.D. 1.51
 % OP.TIME DAY 99.31 M.T.D. 89.00
 SCREEN ANAL.-TAILS DAY 21.40 % +100 56.10 % -200
 M.T.D. 14.82 % +100 64.89 % -200

DAILY METALLURGICAL BALANCE

	TONS	ASSAYS				DISTRIBUTION			
		PB	ZN	FE	AG	PB	ZN	FE	AG
DRY FEED	9649.98	2.82	4.10	18.65	47.00	100.00	100.00	100.00	100.00
PB CONC.	388.06	52.42	7.23	9.04	599.80	74.75	7.09	1.96	53.95
ZN CONC.	489.05	2.21	50.23	10.31	61.90	3.97	62.09	2.81	7.02
TAILINGS	8772.87	.66	1.39	19.47	19.20	21.28	30.82	95.23	39.04

MONTH TO DATE METALLURGICAL BALANCE

	TONS	ASSAYS				DISTRIBUTION			
		PB	ZN	FE	AG	PB	ZN	FE	AG
DRY FEED	52871.32	2.64	4.13	14.02	42.41	100.00	100.00	100.00	100.00
PB CONC.	2297.84	47.03	4.62	5.44	547.28	77.34	4.86	1.69	56.09
ZN CONC.	3120.51	1.81	49.37	10.33	63.75	4.05	70.51	4.35	8.87
TAILINGS	47452.96	.55	1.13	14.68	16.56	18.61	24.63	93.96	35.04

CONCENTRATES FILTERED

WMT	DAILY		MONTH TO DATE	
	PB	ZN	PB	ZN
	988.00	872.00	5849.00	5508.00

c.c. F. Gay
 B. Cooper
 R.J. Voisey
 Mill Shifter

J.K. Carrington
 Met Techs.
 A. McIntyre
 A.B. Cron

R.C. Smith
 G.W. Chapman
 P.J. Brown

CYPRUS ANVIL MINING CORP. DAILY PRODUCTION REPORT

an

6/ 3/1981

CRUSHING

PRIM. TRUCKS 80 SEC. TONS 5221

GRINDING

MILL FEED MOIST DAY 1.10 M.T.D. 1.54
 % OP. TIME DAY 93.17 M.T.D. 87.29
 SCREEN ANAL.-TAILS DAY 11.60 %+100 70.00 %-200
 M.T.D. 13.33 %+100 66.88 %-200

DAILY METALLURGICAL BALANCE

	ASSAYS					DISTRIBUTION			
	TONS	PB	ZN	FE	AG	PB	ZN	FE	AG
DRY FEED	8130.57	3.17	4.51	15.70	47.40	100.00	100.00	100.00	100.00
PB CONC.	391.53	51.68	5.10	5.35	597.50	78.51	5.45	1.81	57.11
ZN CONC.	449.24	2.27	50.08	9.82	68.10	3.96	61.35	3.81	7.47
TAILINGS	7289.79	.62	1.67	14.98	19.90	17.54	33.20	94.38	35.42

MONTH TO DATE METALLURGICAL BALANCE

	ASSAYS					DISTRIBUTION			
	TONS	PB	ZN	FE	AG	PB	ZN	FE	AG
DRY FEED	43221.34	2.60	4.14	13.00	41.89	100.00	100.00	100.00	100.00
PB CONC.	1909.78	45.94	4.09	4.71	536.61	77.96	4.37	1.60	56.60
ZN CONC.	2631.47	1.74	49.21	10.33	64.09	4.07	72.37	4.84	9.31
TAILINGS	38680.09	.52	1.08	13.59	15.96	17.97	23.26	93.56	34.09

CONCENTRATES FILTERED

	DAILY		MONTH TO DATE	
	PB	ZN	PB	ZN
WMT	1002.00	865.00	4861.00	4636.00

c.c. F. Gay
 B. Cooper
 R.J. Voisey
 Mill Shifter

J.K. Carrington
 Met Techs.
 A. McIntyre
 A.B. Cron

R.C. Smith
 G.W. Chapman
 P.J. Brown

CYPRUS ANVIL

J BRUK

CYPRUS ANVIL MINING CORP. DAILY PRODUCTION REPORT

Arle

5/3/1981

CRUSHING

PRIM. TRUCKS 82 SEC. TONS 7174

GRINDING

MILL FEED MOIST DAY 1.10 M.T.D. 1.64
% OP.TIME DAY 99.42 M.T.D. 86.11
SCREEN ANAL.-TAILS DAY 15.30 %+100 65.20 %-200
M.T.D. 13.73 %+100 66.16 %-200

DAILY METALLURGICAL BALANCE

ASSAYS

DISTRIBUTION

	TONS	PB	ZN	FE	AG	PB	ZN	FE	AG
DRY FEED	8254.19	2.54	4.20	11.73	41.40	100.00	100.00	100.00	100.00
PB CONC.	319.23	44.15	3.40	3.87	498.10	67.22	3.13	1.31	49.72
ZN CONC.	478.73	2.05	51.77	9.48	74.20	4.68	71.49	4.83	11.11
TAILINGS	7456.24	.79	1.18	11.83	16.80	28.10	25.38	93.86	39.17

MONTH TO DATE METALLURGICAL BALANCE

ASSAYS

DISTRIBUTION

	TONS	PB	ZN	FE	AG	PB	ZN	FE	AG
DRY FEED	35090.77	2.47	4.05	12.71	39.93	100.00	100.00	100.00	100.00
PB CONC.	1518.25	44.46	3.83	4.55	520.91	77.80	4.09	1.55	56.45
ZN CONC.	2182.22	1.63	49.03	10.44	63.27	4.10	75.21	5.11	9.85
TAILINGS	31390.30	.50	.94	13.27	15.04	18.10	20.69	93.35	33.70

CONCENTRATES FILTERED

DAILY

MONTH TO DATE

	PB	ZN	PB	ZN
WMT	983.00	922.00	3859.00	3771.00

RECEIVED
MAR 10 1981

c.c. E. Gay
R.J. Voisey
Mill Shifter

J.K. Carrington
Met Techs.
A. McIntyre
A.B. Cron

R.C. Smith
G.W. Chapman
P.J. Brown

CYPRUS ANVIL

MAR 11 1981

P. P. Toggiani
J. Brak
Monday

CYPRUS ANVIL MINING CORP. DAILY PRODUCTION REPORT

3/ 3/1981

CRUSHING

PRIM. TRUCKS 53 SEC. TONS 2657

GRINDING

MILL FEED MOIST DAY 1.90 M.T.D. 1.52
% OP.TIME DAY 46.54 M.T.D. 80.29
SCREEN ANAL. -TAILS DAY 13.70 %+100 63.60 %-200
M.T.D. 11.09 %+100 69.35 %-200

DAILY METALLURGICAL BALANCE

	TONS	ASSAYS				DISTRIBUTION			
		PB	ZN	FE	AG	PB	ZN	FE	AG
DRY FEED	4125.11	1.93	3.24	14.64	31.40	100.00	100.00	100.00	100.00
PB CONC.	137.92	45.90	2.57	3.76	503.60	79.51	2.65	.87	54.98
ZN CONC.	233.66	1.84	47.17	11.28	63.50	5.40	82.46	4.40	11.74
TAILINGS	3753.53	.32	.53	15.12	11.20	15.09	14.88	94.73	33.28

MONTH TO DATE METALLURGICAL BALANCE

	TONS	ASSAYS				DISTRIBUTION			
		PB	ZN	FE	AG	PB	ZN	FE	AG
DRY FEED	19157.48	2.52	4.05	13.21	41.69	100.00	100.00	100.00	100.00
PB CONC.	862.32	45.94	3.35	4.01	547.86	81.92	3.72	1.36	59.16
ZN CONC.	1312.32	1.63	47.33	10.99	63.68	4.41	79.99	5.70	10.46
TAILINGS	16982.83	.39	.74	13.85	14.29	13.67	16.29	92.94	30.38

CONCENTRATES FILTERED

	DAILY		MONTH TO DATE	
	PB	ZN	PB	ZN
WMT	343.00	347.00	2072.00	2029.00

c.c. *E. Gay*
R.J. Voisey
Mill Shifter

J.K. Carrington
Met Techs.
A. McIntyre
A.B. Cron

R.C. Smith
G.W. Chapman
P.J. Brown

CYPRUS ANVIL

Murray

CYPRUS ANVIL MINING CORP. DAILY PRODUCTION REPORT

Am
 2/3/1981

CRUSHING

PRIM. TRUCKS 69 SEC. TONS 6880

GRINDING

MILL FEED MOIST DAY 1.10 M.T.D. 1.41
 % OP. TIME DAY 99.42 M.T.D. 97.16
 SCREEN ANAL. -TAILS DAY 11.20 %+100 67.90 %-200
 M.T.D. 10.35 %+100 70.98 %-200

DAILY METALLURGICAL BALANCE

	TONS	ASSAYS				DISTRIBUTION			
		PB	ZN	FE	AG	PB	ZN	FE	AG
DRY FEED	8312.55	2.79	4.16	13.14	48.50	100.00	100.00	100.00	100.00
PB CONC.	421.88	45.81	3.11	3.76	571.20	83.33	3.79	1.48	60.60
ZN CONC.	572.23	1.64	48.29	10.60	67.90	4.05	79.91	5.67	9.77
TAILINGS	7318.44	.40	.77	13.58	16.10	12.62	16.30	92.85	29.63

MONTH TO DATE METALLURGICAL BALANCE

	TONS	ASSAYS				DISTRIBUTION			
		PB	ZN	FE	AG	PB	ZN	FE	AG
DRY FEED	15032.37	2.69	4.28	12.86	44.72	100.00	100.00	100.00	100.00
PB CONC.	724.40	45.94	3.49	4.05	556.29	82.39	3.94	1.52	59.94
ZN CONC.	1078.67	1.58	47.37	10.93	63.72	4.22	79.48	6.10	10.22
TAILINGS	13229.30	.41	.81	13.50	15.16	13.39	16.58	92.38	29.84

CONCENTRATES FILTERED

WMT	DAILY		MONTH TO DATE	
	PB	ZN	PB	ZN
	723.00	819.00	1729.00	1682.00

c.c. F. Gay J.K. Carrington R.C. Smith
 B. [redacted] Met Techs. G.W. Chapman
 R.J. Voisey A. McIntyre P.J. Brown
 Mill Shifter A.B. Cron

CYPRUS ANVIL

MAR 11 1981

I Bruk.
P Taggart

CYPRUS ANVIL MINING CORP. DAILY PRODUCTION REPORT

AM
1/3/1981

CRUSHING

PRIM. TRUCKS 97 SEC. TONS 4469

GRINDING

MILL FEED MOIST DAY 1.80 M.T.D. 1.80
% OP.TIME DAY 94.90 M.T.D. 94.90
SCREEN ANAL.-TAILS DAY 9.30 %+100 74.80 %-200
M.T.D. 9.30 %+100 74.80 %-200

DAILY METALLURGICAL BALANCE

ASSAYS

DISTRIBUTION

	TONS	PB	ZN	FE	AG	PB	ZN	FE	AG
DRY FEED	6719.83	2.56	4.42	11.71	46.70	100.00	100.00	100.00	100.00
PB CONC.	302.52	46.13	4.03	4.46	535.50	81.12	4.10	1.56	58.99
ZN CONC.	506.44	1.51	46.32	11.30	59.00	4.45	78.98	6.64	10.88
TAILINGS	5910.86	.42	.85	13.39	14.00	14.43	16.92	91.80	30.13

MONTH TO DATE METALLURGICAL BALANCE

ASSAYS

DISTRIBUTION

	TONS	PB	ZN	FE	AG	PB	ZN	FE	AG
DRY FEED	6719.83	2.56	4.42	12.83	40.87	100.00	100.00	100.00	100.00
PB CONC.	302.52	46.13	4.03	4.46	535.50	81.12	4.10	1.56	58.99
ZN CONC.	506.44	1.51	46.32	11.30	59.00	4.45	78.98	6.64	10.88
TAILINGS	5910.86	.42	.85	13.39	14.00	14.43	16.92	91.80	30.13

CONCENTRATES FILTERED

DAILY

MONTH TO DATE

	PB	ZN	PB	ZN
WMT	1006.00	863.00	1006.00	863.00

c.c. F. Gay J.K. Carrington R.C. Smith
 B. Cooper Met Techs. G.W. Chapman
 R.J. Voisey A. McIntyre P.J. Brown
 Mill Shifter A.B. Cron

CYPRUS ANVIL

CYPRUS ANVIL MINING CORP. DAILY PRODUCTION REPORT

am

28/ 2/1981

CRUSHING

PRIM. TRUCKS 123 SEC. TONS 3054

GRINDING

MILL FEED MOIST DAY 1.40 M.T.D. 1.86
 % OP.TIME DAY 99.65 M.T.D. 74.13
 SCREEN ANAL.-TAILS DAY 10.10 %+100 72.00 %-200
 M.T.D. 13.38 %+100 66.11 %-200

DAILY METALLURGICAL BALANCE

	ASSAYS					DISTRIBUTION			
	TONS	PB	ZN	FE	AG	PB	ZN	FE	AG
DRY FEED	6222.65	2.23	4.04	11.27	32.70	100.00	100.00	100.00	100.00
PB CONC.	251.00	43.64	4.35	4.76	422.50	78.94	4.34	1.67	55.22
ZN CONC.	336.44	1.15	45.18	12.13	44.60	2.79	60.46	5.70	7.81
TAILINGS	5635.20	.45	1.57	11.77	12.60	18.27	35.19	92.63	36.97

MONTH TO DATE METALLURGICAL BALANCE

	ASSAYS					DISTRIBUTION			
	TONS	PB	ZN	FE	AG	PB	ZN	FE	AG
DRY FEED	170558.76	2.62	4.15	14.67	40.40	100.00	100.00	100.00	100.00
PB CONC.	6551.82	51.49	6.08	6.84	553.28	75.52	5.62	1.79	52.61
ZN CONC.	10231.85	2.40	48.10	10.85	63.19	5.50	69.51	4.43	9.38
TAILINGS	153775.09	.55	1.14	15.26	17.03	18.98	24.87	93.77	38.01

CONCENTRATES FILTERED

WMT	DAILY		MONTH TO DATE	
	PB	ZN	PB	ZN
	987.00	790.00	14494.00	18630.00

c.c. F. Gay
 B. Cooper
 R.J. Voisey
 Mill Shifter

J.K. Carrington
 Met Techs.
 A. McIntyre
 A.B. Cron

R.C. Smith
 G.W. Chapman
 P.J. Brown.

CYPRUS ANVIL

CYPRUS ANVIL MINING CORP. DAILY PRODUCTION REPORT

am

27/ 2/1981

CRUSHING

PRIM. TRUCKS 131 SEC. TONS 6077

GRINDING

MILL FEED MOIST DAY 1.30 M.T.D. 1.88
 % OP.TIME DAY 88.89 M.T.D. 73.18
 SCREEN ANAL.-TAILS DAY 17.00 %+100 62.30 %-200
 M.T.D. 13.51 %+100 65.89 %-200

DAILY METALLURGICAL BALANCE

	TONS	ASSAYS				DISTRIBUTION			
		PB	ZN	FE	AG	PB	ZN	FE	AG
DRY FEED	7591.02	3.00	4.53	15.43	47.90	100.00	100.00	100.00	100.00
PB CONC.	370.74	46.50	7.18	8.15	544.40	75.70	7.74	2.76	54.48
ZN CONC.	410.36	2.20	49.10	11.34	67.50	3.96	58.59	4.25	7.48
TAILINGS	6809.92	.68	1.70	14.97	20.70	20.33	33.67	93.00	38.05

MONTH TO DATE METALLURGICAL BALANCE

	TONS	ASSAYS				DISTRIBUTION			
		PB	ZN	FE	AG	PB	ZN	FE	AG
DRY FEED	164336.12	2.63	4.16	14.79	40.76	100.00	100.00	100.00	100.00
PB CONC.	6300.82	51.81	6.14	6.93	558.49	75.41	5.67	1.80	52.53
ZN CONC.	9895.41	2.45	48.20	10.80	63.82	5.59	69.85	4.40	9.43
TAILINGS	148139.89	.56	1.13	15.40	17.20	19.00	24.49	93.81	38.04

CONCENTRATES FILTERED

	DAILY		MONTH TO DATE	
	PB	ZN	PB	ZN
WMT	1107.00	.770.00	13507.00	17840.00

c.c. F. Gay
 [REDACTED]
 R.J. Voisey
 Mill Shifter

J.K. Carrington
 Met Techs.
 A. McIntyre
 A.B. Cron

R.C. Smith
 G.W. Chapman
 P.J. Brown

CYPRUS ANVIL

CYPRUS ANVIL MINING CORP. DAILY PRODUCTION REPORT *AMC*

25/ 2/1981

CRUSHING

PRIM. TRUCKS 99 SEC. TONS 7142

GRINDING

MILL FEED MOIST DAY 1.50 M.T.D. 2.00
% OP.TIME DAY 99.65 M.T.D. 71.53
SCREEN ANAL.-TAILS DAY 11.10 %+100 69.00 %-200
M.T.D. 13.52 %+100 65.78 %-200

DAILY METALLURGICAL BALANCE

ASSAYS

DISTRIBUTION

	TONS	PB	ZN	FE	AG	PB	ZN	FE	AG
DRY FEED	9157.55	3.15	4.65	18.14	52.30	100.00	100.00	100.00	100.00
PB CONC.	427.55	50.92	6.54	7.89	554.70	75.47	6.57	2.15	50.08
ZN CONC.	574.65	2.52	48.09	10.67	76.50	5.02	64.90	3.91	9.28
TAILINGS	8155.34	.69	1.49	18.04	23.60	19.51	28.54	93.93	40.64

MONTH TO DATE METALLURGICAL BALANCE

ASSAYS

DISTRIBUTION

	TONS	PB	ZN	FE	AG	PB	ZN	FE	AG
DRY FEED	148087.45	2.63	4.13	14.89	40.46	100.00	100.00	100.00	100.00
PB CONC.	5640.00	52.26	6.20	6.97	562.32	75.70	5.72	1.78	52.93
ZN CONC.	8945.43	2.43	48.19	10.80	63.20	5.59	70.45	4.38	9.44
TAILINGS	133502.02	.55	1.09	15.49	16.89	18.71	23.84	93.83	37.63

CONCENTRATES FILTERED

DAILY

MONTH TO DATE

	PB	ZN	PB	ZN
WMT	832.00	933.00	11666.00	16129.00

c.c. F. Gay
[Redacted]
R.J. Voisey
Mill Shifter

J.K. Carrington
Met Techs.
A. McIntyre
A.B. Cron

R.C. Smith
G.W. Chapman
P.J. Brown

an
DATE: 25/ 2/1981

DAILY LOAD OUT

	WMT	% MOIST.	DMT	PB	ZN	FE	AG
LEAD	0.00	0.00	0.00	0.00	0.00	0.00	0.00
ZINC	1116.48	5.30	1057.31	2.34	46.76	11.05	80.20
TOTAL	1116.48		1057.31				

ASSAYS

MONTH TO DATE

	WMT	% MOIST.	DMT	PB	ZN	FE	AG
LEAD	5105.09	5.20	4839.48	53.87	7.43	7.98	583.44
ZINC	11112.73	6.18	10425.81	2.30	48.02	10.94	74.08
TOTAL	16217.82		15265.29				

ASSAYS

c.c. F. Gay
B. Cooper
R.J. Voisey
Mill Shifter

J.K. Carrington
Met Techs.
A. McIntyre
A.B. Cron

R.C. Smith
G.W. Chapman
P.J. Brown

CYPRUS ANVIL

@@@@

CYPRUS ANVIL MINING CORP. DAILY PRODUCTION REPORT

AM

24/ 2/1981

CRUSHING

PRIM. TRUCKS 126 SEC. TONS 5071

GRINDING

MILL FEED MOIST DAY 1.70 M.T.D. 2.03
% OP.TIME DAY 99.24 M.T.D. 70.35
SCREEN ANAL.-TAILS DAY 11.00 % +100 69.80 % -200
M.T.D. 13.67 % +100 65.57 % -200

DAILY METALLURGICAL BALANCE

	TONS	ASSAYS				DISTRIBUTION			
		PB	ZN	FE	AG	PB	ZN	FE	AG
DRY FEED	8775.24	2.37	4.17	12.33	39.50	100.00	100.00	100.00	100.00
PB CONC.	345.43	46.99	5.96	6.09	488.30	78.05	5.63	1.95	50.41
ZN CONC.	522.14	2.08	48.42	9.80	72.50	5.22	69.09	4.73	11.31
TAILINGS	7907.67	.44	1.17	12.76	16.20	16.73	25.28	93.32	38.28

MONTH TO DATE METALLURGICAL BALANCE

	TONS	ASSAYS				DISTRIBUTION			
		PB	ZN	FE	AG	PB	ZN	FE	AG
DRY FEED	138929.90	2.59	4.10	14.74	39.72	100.00	100.00	100.00	100.00
PB CONC.	5212.45	52.37	6.18	6.90	562.94	75.72	5.65	1.76	53.17
ZN CONC.	8370.78	2.43	48.19	10.81	62.29	5.63	70.86	4.42	9.45
TAILINGS	125346.68	.54	1.07	15.33	16.46	18.65	23.48	93.83	37.38

CONCENTRATES FILTERED

WMT	DAILY		MONTH TO DATE	
	PB	ZN	PB	ZN
	592.00	880.00	10834.00	15196.00

c.c. F. Gay
[Redacted]
Orsey
Mill Shifter

J.K. Carrington
Met Techs.
A. McIntyre
A.B. Cron

R.C. Smith
G.W. Chapman
P.J. Brown

CYPRUS ANVIL

DATE: 24/ 2/1981

an

DAILY LOAD OUT

ASSAYS

	WMT	% MOIST.	DMT	PB	ZN	FE	AG
LEAD	853.26	4.23	817.17	47.04	7.96	8.53	508.50
ZINC	615.11	5.90	578.82	2.43	45.71	10.26	81.50
TOTAL	1468.37		1395.99				

MONTH TO DATE

ASSAYS

	WMT	% MOIST.	DMT	PB	ZN	FE	AG
LEAD	5105.09	5.20	4839.48	53.87	7.43	7.98	583.44
ZINC	9996.25	6.28	9368.50	2.30	48.16	10.93	73.39
TOTAL	15101.34		14207.98				

c.c. F. Gay
B. Cooper
R.J. Voisey
Mill Shifter

J.K. Carrington
Met Techs.
A. McIntyre
A.B. Cron

R.C. Smith
G.W. Chapman
P.J. Brown

CYPRUS ANIL

CYPRUS ANVIL MINING CORP. DAILY PRODUCTION REPORT

23/ 2/1981

CRUSHING

PRIM. TRUCKS 93 SEC. TONS 6625

GRINDING

MILL FEED MOIST DAY 1.30 M.T.D. 2.06
 % OP.TIME DAY 98.14 M.T.D. 69.10
 SCREEN ANAL.-TAILS DAY 13.30 %+100 67.50 %-200
 M.T.D. 13.86 %+100 65.29 %-200

DAILY METALLURGICAL BALANCE

	TONS	ASSAYS				DISTRIBUTION			
		PB	ZN	FE	AG	PB	ZN	FE	AG
DRY FEED	8819.83	3.05	4.87	13.05	52.60	100.00	100.00	100.00	100.00
PB CONC.	419.10	48.58	7.39	7.15	581.20	75.69	7.21	2.54	51.85
ZN CONC.	608.90	2.68	46.90	9.88	88.70	6.07	66.49	5.10	11.50
TAILINGS	7791.84	.63	1.45	13.99	22.10	18.25	26.30	92.36	36.65

MONTH TO DATE METALLURGICAL BALANCE

	TONS	ASSAYS				DISTRIBUTION			
		PB	ZN	FE	AG	PB	ZN	FE	AG
DRY FEED	130154.66	2.61	4.09	14.90	39.83	100.00	100.00	100.00	100.00
PB CONC.	4867.01	52.75	6.19	6.95	568.24	75.58	5.66	1.74	53.35
ZN CONC.	7848.64	2.45	48.18	10.87	61.61	5.66	70.98	4.40	9.33
TAILINGS	117439.01	.54	1.06	15.50	16.47	18.76	23.36	93.86	37.32

CONCENTRATES FILTERED

WMT	DAILY		MONTH TO DATE	
	PB	ZN	PB	ZN
	656.00	1014.00	10242.00	14316.00

c.c. F. Gay
 R.J. Voisey
 Mill Shifter

J.K. Carrington
 Met Techs.
 A. McIntyre
 A.B. Cron

R.C. Smith
 G.W. Chapman
 P.J. Brown

DATE: 23/ 2/1981

DAILY LOAD OUT

	WMT	% MOIST.	DMT	PB	ZN	FE	AG
LEAD	38.68	3.50	37.33	48.07	8.03	8.34	587.50
ZINC	733.72	6.21	688.16	2.56	45.01	10.32	83.40
TOTAL	772.40		725.48				

ASSAYS

MONTH TO DATE

	WMT	% MOIST.	DMT	PB	ZN	FE	AG
LEAD	4251.83	5.40	4022.32	55.26	7.32	7.87	598.66
ZINC	9381.14	6.30	8789.68	2.29	48.32	10.97	72.85
TOTAL	13632.97		12812.00				

ASSAYS

c.c. F. Gay
B. Cooper
R.J. Voisey
Mill Shifter

J.K. Carrington
Met Techs.
A. McIntyre
A.B. Cron

R.C. Smith
G.W. Chapman
P.J. Brown

CYPRUS *ANIMAL*

	ACTUAL	WEEKLY FORECAST	1981 PLAN	VARIANCE %	ACTUAL	1981 PLAN	VARIANCE %
MINE PRODUCTION:							
Waste/Ore Haul (BCY)	183,105	230,050	210,000	(-13%)	1,492,986	1,503,000	(-6%)
Drilling (Feet)	10,620	11,529	11,438	(-7%)	70,239	83,782	(-16%)
Tonnes Hauled	67,692	58,590	58,590	+16%	358,648	451,980	(-21%)

MINE COMMENTS:

Last week: Shortfall: Shovel #5 - 36% availability; pendant lines and propel gear
Shovel #8 - 56% availability; swing motor

Outlook: Number of drivers increasing to 16/crew.

MILL PRODUCTION:

Tonnes Milled	45,692	44,000	58,500	(22)		434,500	
Feed Grade:							
% Pb	2.8	2.7	2.5	12		2.5	
% Zn	4.4	4.1	3.8	8		3.8	
Ag gt/MT	47.6	45.2	41.1	15.8		40.7	
Concentrate:							
Pb tonnes	2,090	1,536	2,055	(2)		N/A	
Zn tonnes	2,919	2,761	3,516	(17)		N/A	
Concentrate Grade:							
Select Pb/Ag	45/533	58/595	58/602	(22)/(11.5)		58/602	
Select Zn	47.9	49	49	(2)		49	
Recovery:							
Pb	74.6	75.0	81.5	(8.5)		81.5	
Zn	68.8	75.0	81.5	(11.2)		77.5	
Ag	51.3	50.0	51.5	-		51.7	

MILL COMMENTS:

Last week: High graphite - insoluble component in feed - Pb grades adversely affected. Zn metallurgy affected by debugging temporary circuit.

Outlook: Mill down 19 hours, Feb 19 - rougher/scav transition change. Feb 20 - 23: 340 TPH. Recoveries reduced to 75% - debugging temporary circuit (reagent additions). Pb concentrate grades could be a problem due to high insoluble content of feed ore (60 - 65%).

9100 TPD. Shut down 18 hours to install new feed system to zinc rougher.

MAINTENANCE PERFORMANCE:

Shovel availability	47%	56%	60%	(-22)%			
Loader availability	86%	80%	60%	+43%			
Truck availability	71%	64%	61%	+16%			
Drill availability	63%	73%	60%	+5%			

ENGINEERING COMMENT

February Actual Feed Grades: 2.58% Pb; 4.04% Zn; 38.85 g/mt Ag
Predicted 1981 Plan: 2.9 % Pb; 3.9 % Zn; 36.9 g/mt Ag
Variance: (-11)% Pb; +4 % Zn; +5% Ag

SAFETY:

Feb 18 - 23: 1 first-aid; 0 medical-aid; 3 lost-time accidents
Feb 1 - 23: 3 first-aid; 7 medical-aid; 5 lost-time accidents
Y.T.D., 1981 16 first-aid; 17 medical-aid; 10 lost-time accidents
Y.T.D., 1980 11 first-aid; 8 medical-aid; 5 lost-time accidents

R. Kelly

114
MAR 3 1981

~~BRUK~~
L. P. Toggel

CYPRUS ANVIL MINING CORP. DAILY PRODUCTION REPORT

22/ 2/1981

CRUSHING

PRIM. TRUCKS 119 SEC. TONS 6418

GRINDING

MILL FEED MOIST DAY 1.60 M.T.D. 2.11
% OP. TIME DAY 93.28 M.T.D. 67.78
SCREEN ANAL. -TAILS DAY 27.30 %+100 64.90 %-200
M.T.D. 13.89 %+100 65.13 %-200

DAILY METALLURGICAL BALANCE

ASSAYS

DISTRIBUTION

	TONS	PB	ZN	FE	AG	PB	ZN	FE	AG
DRY FEED	8652.31	3.09	5.11	15.56	50.10	100.00	100.00	100.00	100.00
PB CONC.	357.15	53.76	7.17	6.96	597.80	71.82	5.79	1.76	46.02
ZN CONC.	583.86	2.34	49.68	10.31	69.70	5.11	65.60	4.26	8.77
TAILINGS	7711.31	.80	1.64	17.23	27.20	23.07	28.60	93.98	45.21

MONTH TO DATE METALLURGICAL BALANCE

ASSAYS

DISTRIBUTION

	TONS	PB	ZN	FE	AG	PB	ZN	FE	AG
DRY FEED	121334.83	2.58	4.04	15.01	38.85	100.00	100.00	100.00	100.00
PB CONC.	4447.91	53.14	6.08	6.94	567.02	75.57	5.52	1.69	53.50
ZN CONC.	7239.74	2.43	48.29	10.96	59.33	5.62	71.38	4.35	9.11
TAILINGS	109647.17	.54	1.03	15.61	16.07	18.81	23.10	93.95	37.38

CONCENTRATES FILTERED

DAILY

MONTH TO DATE

	PB	ZN	PB	ZN
WMT	977.00	904.00	9586.00	13302.00

c.c. F. Gay
~~L. Cooper~~
R.J. Voisey
Mill Shifter

J.K. Carrington
Met Techs.
A. McIntyre
A.B. Cron

R.C. Smith
G.W. Chapman
P.J. Brown

CYPRUS ANVIL

CYPRUS ANVIL MINING CORP. DAILY PRODUCTION REPORT

21 2/1981

CRUSHING

PRIN. TRUCKS 118 SEC. TONS 7162

GRINDING

MILL FEED MOIST DRY 1.88 M.T.D. 2.15
% OP. TIME DRY 99.31 M.T.D. 66.56
SCREEN ANAL. - TAILS DRY 13.60 % +100 68.80 % -200
M.T.D. 12.88 % +100 65.15 % -200

DAILY METALLURGICAL BALANCE

	TONS	ASSAYS				DISTRIBUTION			
		PB	ZN	FE	AG	PB	ZN	FE	AG
DRY FEED	8938.97	3.22	4.84	14.88	52.60	100.00	100.00	100.00	100.00
PB CONC.	453.42	48.72	6.31	7.62	696.60	76.39	6.58	2.68	53.58
ZN CONC.	561.37	1.52	49.63	9.97	65.40	2.95	64.18	4.34	7.15
TAILINGS	7924.17	.75	1.60	15.86	25.39	20.66	39.32	92.98	39.26

MONTH TO DATE METALLURGICAL BALANCE

	TONS	ASSAYS				DISTRIBUTION			
		PB	ZN	FE	AG	PB	ZN	FE	AG
DRY FEED	112382.52	2.54	3.95	14.91	37.72	100.00	100.00	100.00	100.00
PB CONC.	4096.75	53.09	5.98	6.93	564.33	73.92	5.49	1.69	54.32
ZN CONC.	6655.89	2.44	48.16	11.81	58.42	3.67	71.95	4.36	9.15
TAILINGS	101985.37	.52	.99	15.49	15.23	18.41	22.56	93.95	36.53

CONCENTRATES FILTERED

WMT	DAILY		MONTH TO DATE	
	PB	ZN	PB	ZN
	1005.00	921.00	8689.00	12398.00

c.c. F. Gay
R.J. Voisey
Mill Shifter

J.K. Carrington
Met Techs.
A. McIntyre
A.B. Cron

R.C. Smith
G.W. Chapman
P.J. Brown

DATE: 18/2/1981

DAILY LOAD OUT

	WMT	% MOIST.	DMT	PB	ZN	FE	AG
LEAD	0.00	0.00	0.00	0.00	0.00	0.00	0.00
ZINC	209.05	5.47	197.61	2.85	46.39	10.08	76.50
TOTAL	209.05		197.61				

ASSAYS

MONTH TO DATE

	WMT	% MOIST.	DMT	PB	ZN	FE	AG
LEAD	4067.41	5.27	3852.93	55.90	7.34	7.87	604.43
ZINC	8534.65	6.32	7995.66	2.26	48.64	11.04	72.03
TOTAL	12602.06		11848.58				

ASSAYS

DATE: 19/2/1981

DAILY LOAD OUT

	WMT	% MOIST.	DMT	PB	ZN	FE	AG
LEAD	0.00	0.00	0.00	0.00	0.00	0.00	0.00
ZINC	112.77	6.12	105.87	2.68	46.22	10.51	66.20
TOTAL	112.77		105.87				

ASSAYS

MONTH TO DATE

	WMT	% MOIST.	DMT	PB	ZN	FE	AG
LEAD	4067.41	5.27	3852.93	55.90	7.34	7.87	604.43
ZINC	8647.42	6.31	8101.53	2.27	48.60	11.03	71.96
TOTAL	12714.83		11954.45				

ASSAYS

c.c. F. Gay
B. Cooper
R.J. Voisey
Mill Shifter

J.K. Carrington
Met Techs.
A. McIntyre
A.B. Cron

R.C. Smith
G.W. Chapman
P.J. Brown.

CYPRIL

CYPRUS ANVIL MINING CORP. DAILY PRODUCTION REPORT

20/ 2/1981

CRUSHING

PRIM. TRUCKS 115 SEC. TONS 6140

GRINDING

MILL FEED MOIST DAY 1.60 M.T.D. 2.20
 % OP.TIME DAY 90.28 M.T.D. 64.93
 SCREEN ANAL.-TAILS DAY 12.20 %+100 67.80 %-200
 M.T.D. 12.82 %+100 64.84 %-200

DAILY METALLURGICAL BALANCE

	TONS	ASSAYS				DISTRIBUTION			
		PB	ZN	FE	AG	PB	ZN	FE	AG
DRY FEED	7500.05	2.72	4.36	13.06	44.20	100.00	100.00	100.00	100.00
PB CONC.	320.03	47.48	4.65	5.75	529.20	74.48	4.55	1.96	51.95
ZN CONC.	543.55	1.64	46.19	10.95	58.60	4.37	76.78	6.34	9.77
TAILINGS	6636.47	.65	.92	12.98	18.80	21.15	18.67	91.70	38.27

MONTH TO DATE METALLURGICAL BALANCE

	TONS	ASSAYS				DISTRIBUTION			
		PB	ZN	FE	AG	PB	ZN	FE	AG
DRY FEED	103701.55	2.48	3.88	14.96	36.03	100.00	100.00	100.00	100.00
PB CONC.	3637.34	53.63	5.94	6.85	559.06	75.87	5.38	1.61	54.42
ZN CONC.	6094.51	2.52	48.03	11.11	57.78	5.98	72.80	4.36	9.42
TAILINGS	93969.70	.50	.93	15.52	14.38	18.16	21.83	94.03	36.16

CONCENTRATES FILTERED

WMT	DAILY		MONTH TO DATE	
	PB	ZN	PB	ZN
	851.00	582.00	7604.00	11477.00

c.c. F. Gay J.K. Carrington
 B. Cooper Met Techs.
 R.J. Voisey A. McIntyre
 Mill Shifter A.B. Cron

R.C. Smith
 G.W. Chapman
 P.J. Brown

CYPRUS ANVIL

DATE: 20/ 2/1980

DAILY LOAD OUT

	WMT	% MOIST.	DMT	PB	ZN	FE	AG
LEAD	122.72	9.38	111.21	36.68	6.66	7.93	403.70
ZINC	0.00	0.00	0.00	0.00	0.00	0.00	0.00
TOTAL	122.72		111.21				

ASSAYS

MONTH TO DATE

	WMT	% MOIST.	DMT	PB	ZN	FE	AG
LEAD	4190.13	5.39	3964.13	55.36	7.32	7.87	598.80
ZINC	8647.42	6.31	8101.53	2.27	48.60	11.03	71.96
TOTAL	12837.55		12065.66				

ASSAYS

DATE: 21/ 2/1981

DAILY LOAD OUT

	WMT	% MOIST.	DMT	PB	ZN	FE	AG
LEAD	23.02	9.40	20.86	48.28	5.77	7.19	591.90
ZINC	0.00	0.00	0.00	0.00	0.00	0.00	0.00
TOTAL	23.02		20.86				

ASSAYS

MONTH TO DATE

	WMT	% MOIST.	DMT	PB	ZN	FE	AG
LEAD	4213.15	5.42	3984.99	55.33	7.32	7.87	598.77
ZINC	8647.42	6.31	8101.53	2.27	48.60	11.03	71.96
TOTAL	12860.57		12086.52				

ASSAYS

c.c. F. Gay
 B. Cooper
 R.J. Voisey
 Mill Shifter

J.K. Carrington
 Met Techs.
 A. McIntyre
 A.B. Cron

R.C. Smith
 G.W. Chapman
 P.J. Brown

CYPRUS ANVIL MINING CORP. DAILY PRODUCTION REPORT

pc

19/ 2/1981

CRUSHING

PRIM. TRUCKS 36 SEC. TONS 1950

GRINDING

MILL FEED MOIST DAY 3.20 M.T.D. 2.24
 % OP.TIME DAY 18.75 M.T.D. 63.59
 SCREEN ANAL.-TAILS DAY 10.30 %+100 71.40 %-200
 M.T.D. 12.87 %+100 64.61 %-200

DAILY METALLURGICAL BALANCE

	ASSAYS					DISTRIBUTION			
	TONS	PB	ZN	FE	AG	PB	ZN	FE	AG
DRY FEED	1483.94	2.12	3.26	11.02	34.80	100.00	100.00	100.00	100.00
PB CONC.	87.76	28.64	5.64	8.43	357.70	79.90	10.23	4.02	56.80
ZN CONC.	71.52	1.62	49.61	10.31	69.00	3.68	73.34	4.01	8.93
TAILINGS	1324.67	.39	.60	12.78	14.30	16.42	16.43	91.97	34.27

MONTH TO DATE METALLURGICAL BALANCE

	ASSAYS					DISTRIBUTION			
	TONS	PB	ZN	FE	AG	PB	ZN	FE	AG
DRY FEED	96201.50	2.46	3.84	15.15	35.45	100.00	100.00	100.00	100.00
PB CONC.	3317.31	54.23	6.07	6.95	561.94	75.98	5.45	1.50	54.66
ZN CONC.	5550.97	2.61	48.21	11.13	57.70	6.12	72.45	4.24	9.39
TAILINGS	87333.23	.49	.93	15.72	14.04	17.90	22.10	94.18	35.95

CONCENTRATES FILTERED

WMT	DAILY		MONTH TO DATE	
	PB	ZN	PB	ZN
	509.00	506.00	6753.00	10895.00

c.c. F. Gay
 B. Cooper
 R.J. Voisey
 Mill Shifter

J.K. Carrington
 Met Techs.
 A. McIntyre
 A.B. Cron

R.C. Smith
 G.W. Chapman
 P.J. Brown

CYPRUS ANVIL

JBrink

CYPRUS ANVIL MINING CORP. DAILY PRODUCTION REPORT

am
18/ 2/1981

CRUSHING

PRIM. TRUCKS 123 SEC. TONS 3696

GRINDING

MILL FEED MOIST DAY 1.70 M.T.D. 2.23
% OP.TIME DAY 61.11 M.T.D. 66.08
SCREEN ANAL.-TAILS DAY 9.80 %+100 71.30 %-200
M.T.D. 12.91 %+100 64.51 %-200

DAILY METALLURGICAL BALANCE

ASSAYS

DISTRIBUTION

	TONS	PB	ZN	FE	AG	PB	ZN	FE	AG
DRY FEED	4799.99	2.07	3.70	10.76	35.50	100.00	100.00	100.00	100.00
PB CONC.	190.82	37.02	4.12	5.06	415.50	72.63	4.43	1.89	50.37
ZN CONC.	300.08	2.60	47.23	10.08	75.10	7.85	79.80	5.91	14.32
TAILINGS	4309.09	.45	.65	10.95	12.90	19.52	15.77	92.20	35.31

MONTH TO DATE METALLURGICAL BALANCE

ASSAYS

DISTRIBUTION

	TONS	PB	ZN	FE	AG	PB	ZN	FE	AG
DRY FEED	94717.56	2.47	3.85	15.19	35.43	100.00	100.00	100.00	100.00
PB CONC.	3229.55	54.92	6.08	6.91	567.50	75.93	5.39	1.55	54.62
ZN CONC.	5479.45	2.62	48.19	11.14	57.55	6.15	72.44	4.24	9.40
TAILINGS	86008.56	.49	.94	15.76	14.04	17.92	22.18	94.21	35.98

CONCENTRATES FILTERED

DAILY

MONTH TO DATE

	PB	ZN	PB	ZN
WMT	260.00	559.00	6244.00	10389.00

c.c. F. Gay
~~B. Cooper~~
R.J. Voisey
Mill Shifter

J.K. Carrington
Met Techs.
A. McIntyre
A.B. Cron

R.C. Smith
G.W. Chapman
P.J. Brown

CYPRUS

CYPRUS ANVIL MINING CORP. DAILY PRODUCTION REPORT

File

17/ 2/1981

CRUSHING

PRIM. TRUCKS 128 SEC. TONS 3512

GRINDING

MILL FEED MOIST DAY 1.90 M.T.D. 2.26
 % OP.TIME DAY 70.83 M.T.D. 66.38
 SCREEN ANAL.-TAILS DAY 10.60 %+100 70.20 %-200
 M.T.D. 13.07 %+100 64.15 %-200

DAILY METALLURGICAL BALANCE

	TONS	ASSAYS				DISTRIBUTION			
		PB	ZN	FE	AG	PB	ZN	FE	AG
DRY FEED	5455.34	2.16	3.20	11.04	37.30	100.00	100.00	100.00	100.00
PB CONC.	262.48	33.49	5.35	6.96	396.70	74.60	8.04	3.15	55.07
ZN CONC.	250.26	1.69	46.37	9.68	65.00	3.59	66.47	4.17	8.60
TAILINGS	4942.60	.52	.90	10.88	13.90	21.81	25.48	92.68	36.33

MONTH TO DATE METALLURGICAL BALANCE

	TONS	ASSAYS				DISTRIBUTION			
		PB	ZN	FE	AG	PB	ZN	FE	AG
DRY FEED	89917.57	2.49	3.86	15.43	35.57	100.00	100.00	100.00	100.00
PB CONC.	3038.73	55.99	6.20	7.03	577.04	76.08	5.43	1.54	54.83
ZN CONC.	5179.37	2.62	48.25	11.20	56.54	6.07	72.06	4.18	9.16
TAILINGS	81699.47	.49	.96	16.02	14.10	17.85	22.51	94.28	36.01

CONCENTRATES FILTERED

	DAILY		MONTH TO DATE	
	PB	ZN	PB	ZN
WMT	400.00	497.00	5984.00	9830.00

c.c. F. Gay
 B. Cooper
 R.J. Voisey
 Mill Shifter

J.K. Carrington
 Met Techs.
 A. McIntyre
 A.B. Cron

R.C. Smith
 G.W. Chapman
 P.J. Brown

CYPRUS ANVIL

CYPRUS ANVIL MINING CORP. DAILY PRODUCTION REPORT

16/ 2/1981

CRUSHING

PRIM. TRUCKS 83 SEC. TONS 1466

GRINDING

MILL FEED MOIST DAY 3.80 M.T.D. 2.28
 % OP.TIME DAY 29.28 M.T.D. 66.10
 SCREEN ANAL.-TAILS DAY 0.00 %+100 0.00 %-200
 M.T.D. 13.97 %+100 67.33 %-200

DAILY METALLURGICAL BALANCE

	TONS	ASSAYS				DISTRIBUTION			
		PB	ZN	FE	AG	PB	ZN	FE	AG
DRY FEED	1946.13	1.60	3.20	10.80	.00	100.00	100.00	100.00	100.00
PB CONC.	50.08	31.00	4.80	6.20	.00	49.86	3.86	1.48	2.71
ZN CONC.	107.55	6.70	41.20	10.60	.00	23.14	71.15	5.44	.58
TAILINGS	1788.49	.47	.87	10.90	.00	27.00	24.99	93.07	96.71

MONTH TO DATE METALLURGICAL BALANCE

	TONS	ASSAYS				DISTRIBUTION			
		PB	ZN	FE	AG	PB	ZN	FE	AG
DRY FEED	84462.23	2.51	3.90	15.74	35.62	100.00	100.00	100.00	100.00
PB CONC.	2776.25	58.12	6.28	7.04	594.09	76.16	5.30	1.47	54.82
ZN CONC.	4929.11	2.67	48.34	11.27	56.11	6.21	72.35	4.18	9.19
TAILINGS	76756.87	.49	.96	16.35	14.11	17.63	22.35	94.35	35.99

CONCENTRATES FILTERED

WMT	DAILY		MONTH TO DATE	
	PB	ZN	PB	ZN
	0.00	427.00	5584.00	9333.00

c.c. F. Gay
 B. Cooper
 R.J. Voisey
 Mill Shifter

J.K. Carrington
 Met Techs.
 A. McIntyre
 A.B. Cron

R.C. Smith
 G.W. Chapman
 P.J. Brown

CYPRUS ANVIL

J Brink

CYPRUS ANVIL MINING CORP. DAILY PRODUCTION REPORT

Am
15/2/1981

CRUSHING

PRIM. TRUCKS 97 SEC. TONS 0

GRINDING

MILL FEED MOIST DAY 9.80 M.T.D. 2.24
% OP.TIME DAY 36.22 M.T.D. 68.55
SCREEN ANAL.-TAILS DAY 0.00 %+100 0.00 %-200
M.T.D. 13.97 %+100 67.33 %-200

DAILY METALLURGICAL BALANCE

ASSAYS

DISTRIBUTION

	TONS	PB	ZN	FE	AG	PB	ZN	FE	AG
DRY FEED	2454.34	2.20	4.10	16.80	.00	100.00	100.00	100.00	100.00
PB CONC.	14.10	74.10	2.40	1.80	.00	19.35	.34	.08	.57
ZN CONC.	156.16	17.50	35.70	8.90	.00	50.61	55.40	4.31	6.36
TAILINGS	2284.08	.71	1.95	13.50	.00	30.03	44.26	95.61	93.06

MONTH TO DATE METALLURGICAL BALANCE

ASSAYS

DISTRIBUTION

	TONS	PB	ZN	FE	AG	PB	ZN	FE	AG
DRY FEED	82516.10	2.53	3.92	15.86	36.46	100.00	100.00	100.00	100.00
PB CONC.	2726.17	58.62	6.31	7.05	685.00	76.55	5.32	1.47	54.82
ZN CONC.	4821.56	2.58	48.50	11.29	57.36	5.96	72.38	4.16	9.19
TAILINGS	74968.38	.49	.96	16.48	14.45	17.49	22.30	94.37	35.99

CONCENTRATES FILTERED

DAILY

MONTH TO DATE

	PB	ZN	PB	ZN
WMT	0.00	646.00	5584.00	8906.00

c.c. F. Gay
R.J. Voisey
Mill Shifter

J.K. Carrington
Met Techs.
A. McIntyre
A.B. Cron

R.C. Smith
G.W. Chapman
P.J. Brown

FEB 18 1981

114 *Tessent*

CYPRUS ANVIL MINING CORP. DAILY PRODUCTION REPORT

au
27 1/1981
* *****

CRUSHING

PRIM. TRUCKS 44 SEC. TONS 2553

GRINDING

MILL FEED MOIST DAY 1.40 M.T.D. 1.44
% OP.TIME DAY 53.24 M.T.D. 92.64
SCREEN ANAL.-TAILS DAY 17.20 % +100 64.40 % -200
M.T.D. 12.40 % +100 68.19 % -200

DAILY METALLURGICAL BALANCE

	ASSAYS					DISTRIBUTION			
	TONS	PB	ZN	FE	AG	PB	ZN	FE	AG
DRY FEED	3349.44	3.02	3.91	18.83	46.70	100.00	100.00	100.00	100.00
PB CONC.	145.95	57.82	6.31	6.96	508.80	83.43	7.03	1.73	54.59
ZN CONC.	156.54	1.95	50.14	10.82	56.00	3.02	59.93	2.89	6.44
TAILINGS	3046.95	.45	1.42	18.36	17.40	13.55	33.04	95.38	38.97

MONTH TO DATE METALLURGICAL BALANCE

	ASSAYS					DISTRIBUTION			
	TONS	PB	ZN	FE	AG	PB	ZN	FE	AG
DRY FEED	216064.59	2.86	4.08	15.41	44.17	100.00	100.00	100.00	100.00
PB CONC.	8224.21	60.65	5.60	6.38	658.71	80.78	5.23	1.58	56.77
ZN CONC.	13973.76	1.93	48.56	11.16	58.91	4.37	77.04	4.68	8.63
TAILINGS	193866.63	.47	.81	16.10	17.03	14.85	17.73	93.74	34.60

CONCENTRATES FILTERED

	DAILY		MONTH TO DATE	
	PB	ZN	PB	ZN
WMT	349.00	383.00	10320.00	24238.00

c.c. F. Gay
[Redacted]
J.J. Voisey
Mill Shifter

J.K. Carrington
Met Techs.
A. McIntyre
A.B. Cron

R.C. Smith
G.W. Chapman
P.J. Brown

CYPRUS ANVIL

CYPRUS ANVIL MINING CORP. DAILY PRODUCTION REPORT

ire
 30 1/1981
 * *****

CRUSHING

PRIM. TRUCKS 59 SEC. TONS 3732

GRINDING

MILL FEED MOIST DAY 1.50 M.T.D. 1.44
 % OP.TIME DAY 83.10 M.T.D. 92.33
 SCREEN ANAL.-TAILS DAY 15.60 %+100 67.20 %-200
 M.T.D. 12.47 %+100 68.17 %-200

DAILY METALLURGICAL BALANCE

	TONS	ASSAYS				DISTRIBUTION			
		PB	ZN	FE	AG	PB	ZN	FE	AG
DRY FEED	5248.08	3.34	3.92	15.46	45.70	100.00	100.00	100.00	100.00
PB CONC.	264.65	54.33	7.62	8.07	579.40	82.03	9.80	2.62	60.91
ZN CONC.	266.05	2.62	49.00	11.31	75.60	3.98	63.37	3.70	7.99
TAILINGS	4717.38	.52	1.17	16.17	16.60	13.99	26.83	93.68	31.10

MONTH TO DATE METALLURGICAL BALANCE

	TONS	ASSAYS				DISTRIBUTION			
		PB	ZN	FE	AG	PB	ZN	FE	AG
DRY FEED	221312.67	2.87	4.07	15.41	44.26	100.00	100.00	100.00	100.00
PB CONC.	8488.86	60.45	5.66	6.43	656.24	80.81	5.33	1.60	56.88
ZN CONC.	14239.81	1.95	48.57	11.16	59.22	4.36	76.72	4.66	8.61
TAILINGS	198584.01	.47	.81	16.10	17.02	14.83	17.94	93.74	34.51

CONCENTRATES FILTERED

	DAILY		MONTH TO DATE	
	PB	ZN	PB	ZN
WMT	478.00	438.00	10798.00	24676.00

c.c. F. Gay
 B. Cooper
 R.J. Voisey
 Mill Shifter

J.K. Carrington
 Met Techs.
 A. McIntyre
 A.B. Cron

R.C. Smith
 G.W. Chapman
 P.J. Brown

CYPRUS ANVIL MINING CORP. DAILY PRODUCTION REPORT

31/ 1/1981

CRUSHING

PRIM. TRUCKS 133 SEC. TONS 3209

GRINDING

MILL FEED MOIST DAY 1.90 M.T.D. 1.45
 % OP.TIME DAY 100.00 M.T.D. 92.57
 SCREEN ANAL.-TAILS DAY 15.60 %+100 66.60 %-200
 M.T.D. 12.56 %+100 68.12 %-200

DAILY METALLURGICAL BALANCE

	TONS	ASSAYS				DISTRIBUTION			
		PB	ZN	FE	AG	PB	ZN	FE	AG
DRY FEED	6512.86	3.04	3.99	16.35	44.50	100.00	100.00	100.00	100.00
PB CONC.	282.41	56.56	6.61	7.34	549.80	80.63	7.18	1.86	54.83
ZN CONC.	388.48	2.33	47.35	11.84	72.10	4.57	70.79	4.12	9.89
TAILINGS	5841.97	.50	.98	17.96	17.10	14.75	22.03	94.02	35.28

MONTH TO DATE METALLURGICAL BALANCE

	TONS	ASSAYS				DISTRIBUTION			
		PB	ZN	FE	AG	PB	ZN	FE	AG
DRY FEED	227825.53	2.87	4.07	15.46	44.23	100.00	100.00	100.00	100.00
PB CONC.	8771.26	60.33	5.69	6.46	652.81	80.81	5.39	1.61	56.82
ZN CONC.	14628.29	1.96	48.54	11.18	59.56	4.37	76.56	4.64	8.65
TAILINGS	204425.98	.47	.82	16.16	17.03	14.82	18.06	93.75	34.54

CONCENTRATES FILTERED

	DAILY		MONTH TO DATE	
	PB	ZN	PB	ZN
WMT	535.00	692.00	11333.00	25368.00

c.c. F. Gay
 B. Cooper
 R.J. Voisey
 Mill Shifter

J.K. Carrington
 Met Techs.
 A. McIntyre
 A.B. Cron

R.C. Smith
 G.W. Chapman
 P.J. Brown

CYPRUS ANVIL

CYPRUS ANVIL MINING CORP. DAILY PRODUCTION REPORT

mic
 1/2/1981

CRUSHING

PRIM. TRUCKS 26 SEC. TONS 5929

GRINDING

MILL FEED MOIST DAY 1.50 M.T.D. 1.50
 % OP.TIME DAY 98.83 M.T.D. 98.83
 SCREEN ANAL.-TAILS DAY < 12.60 %+100 71.70 %-200
 M.T.D. < 12.60 %+100 71.70 %-200

DAILY METALLURGICAL BALANCE

	TONS	ASSAYS				DISTRIBUTION			
		PB	ZN	FE	AG	PB	ZN	FE	AG
DRY FEED	6504.94	2.24	3.32	14.00	23.00	100.00	100.00	100.00	100.00
PB CONC.	198.40	56.87	6.21	7.97	504.80	77.43	5.70	1.64	53.57
ZN CONC.	338.41	1.78	46.95	12.13	44.90	4.13	73.57	4.25	8.13
TAILINGS	5968.13	.45	.75	15.24	12.00	18.43	20.73	94.12	38.31

MONTH TO DATE METALLURGICAL BALANCE

	TONS	ASSAYS				DISTRIBUTION			
		PB	ZN	FE	AG	PB	ZN	FE	AG
DRY FEED	6504.94	2.24	3.32	14.00	23.00 ^{33.00}	100.00	100.00	100.00	100.00
PB CONC.	198.40	56.87	6.21	7.97	504.80	77.43	5.70	1.64	53.57
ZN CONC.	338.41	1.78	46.95	12.13	44.90	4.13	73.57	4.25	8.13
TAILINGS	5968.13	.45	.75	15.24	12.00	18.43	20.73	94.12	38.31

CONCENTRATES FILTERED

WMT	DAILY		MONTH TO DATE	
	PB	ZN	PB	ZN
	574.00	675.00	574.00	675.00

c.c. F. Gay J.K. Carrington R.C. Smith
 B. Cooper Met Techs. G.W. Chapman
 R.J. Voisey A. McIntyre P.J. Brown
 Mill Shifter A.B. Cron

CYPRUS ANVIL

O J. Brink

CYPRUS ANVIL MINING CORP. DAILY PRODUCTION REPORT

2/2/1981

CRUSHING

PRIM. TRUCKS 79 SEC. TONS 4069

GRINDING

MILL FEED MOIST DAY 2.40 M.T.D. 1.94
% OP.TIME DAY 98.61 M.T.D. 98.72
SCREEN ANAL.-TAILS DAY 14.50 % +100 66.90 % -200
M.T.D. 13.54 % +100 69.33 % -200

DAILY METALLURGICAL BALANCE

	TONS	ASSAYS				DISTRIBUTION			
		PB	ZN	FE	AG	PB	ZN	FE	AG
DRY FEED	6276.66	2.28	3.30	14.81	31.10	100.00	100.00	100.00	100.00
PB CONC.	193.42	55.62	7.65	8.59	503.90	75.17	7.14	1.95	49.40
ZN CONC.	281.53	3.14	46.06	12.52	74.30	6.18	62.61	4.14	10.60
TAILINGS	5801.70	.46	1.00	13.79	13.60	18.65	30.25	93.91	39.99


MONTH TO DATE METALLURGICAL BALANCE

	TONS	ASSAYS				DISTRIBUTION			
		PB	ZN	FE	AG	PB	ZN	FE	AG
DRY FEED	12781.60	2.26	3.31	14.23	30.06	100.00	100.00	100.00	100.00
PB CONC.	391.82	56.25	6.92	8.28	504.36	76.31	6.41	1.78	51.43
ZN CONC.	619.94	2.40	46.55	12.31	58.25	5.15	68.20	4.20	9.40
TAILINGS	11769.83	.45	.91	14.53	12.79	18.54	25.39	94.02	39.17

CONCENTRATES FILTERED

WMT	DAILY		MONTH TO DATE	
	PB	ZN	PB	ZN
	480.00	607.00	1054.00	1282.00

c.c. F. Gay


Mill Shifter

J.K. Carrington
Met Techs.
A. McIntyre
A.B. Cron

R.C. Smith
G.W. Chapman
P.J. Brown

CYPRUS ANVIL

@@

CYPRUS ANVIL MINING CORP. DAILY PRODUCTION REPORT

3/ 2/1981

Amc

CRUSHING

PRIM. TRUCKS 37 SEC. TONS 4787

GRINDING

MILL FEED MOIST DAY 2.00 M.T.D. 1.96
% OP.TIME DAY 65.63 M.T.D. 87.69
SCREEN ANAL.-TAILS DAY 13.70 %+100 67.80 %-200
M.T.D. 13.58 %+100 68.94 %-200

DAILY METALLURGICAL BALANCE

	TONS	ASSAYS				DISTRIBUTION			
		PB	ZN	FE	AG	PB	ZN	FE	AG
DRY FEED	4518.78	3.03	5.24	22.06	43.90	100.00	100.00	100.00	100.00
PB CONC.	185.72	59.83	7.26	7.65	549.70	81.16	5.69	1.55	56.59
ZN CONC.	333.48	2.82	50.65	10.32	56.10	6.87	71.33	3.75	10.37
TAILINGS	3999.58	.41	1.36	21.73	14.90	11.98	22.97	94.70	33.04

MONTH TO DATE METALLURGICAL BALANCE

	TONS	ASSAYS				DISTRIBUTION			
		PB	ZN	FE	AG	PB	ZN	FE	AG
DRY FEED	17300.38	2.46	3.81	15.81	32.64	100.00	100.00	100.00	100.00
PB CONC.	577.54	57.40	7.03	8.07	518.94	77.87	6.15	1.70	53.08
ZN CONC.	953.42	2.55	47.98	11.61	57.50	5.70	69.33	4.05	9.71
TAILINGS	15769.42	.44	1.03	16.35	13.32	16.43	24.52	94.25	37.21

CONCENTRATES FILTERED

	DAILY		MONTH TO DATE	
	PB	ZN	PB	ZN
WMT	324.00	584.00	1378.00	1866.00

c.c. F. Gay
R.J. Voisey
Mill Shifter

J.K. Carrington
Met Techs.
A. McIntyre
A.B. Cron

R.C. Smith
G.W. Chapman
P.J. Brown

@@

CYPRUS ANVIL MINING CORP. DAILY PRODUCTION REPORT

mk
4/2/1981

CRUSHING

PRIM. TRUCKS 67 SEC. TONS 4755

GRINDING

MILL FEED MOIST DAY 4.80 M.T.D. 2.78
% OP.TIME DAY 99.76 M.T.D. 90.71
SCREEN ANAL.-TAILS DAY 13.70 %+100 67.00 %-200
M.T.D. 13.61 %+100 68.39 %-200

DAILY METALLURGICAL BALANCE

	TONS	ASSAYS				DISTRIBUTION			
		PB	ZN	FE	AG	PB	ZN	FE	AG
DRY FEED	6800.14	2.33	3.48	14.91	29.20	100.00	100.00	100.00	100.00
PB CONC.	205.27	62.30	5.12	6.34	606.50	80.71	4.44	1.11	53.86
ZN CONC.	345.67	1.79	49.51	11.29	46.40	3.91	72.32	3.34	6.94
TAILINGS	6249.19	.39	.88	17.85	14.50	15.38	23.24	95.54	39.20

MONTH TO DATE METALLURGICAL BALANCE

	TONS	ASSAYS				DISTRIBUTION			
		PB	ZN	FE	AG	PB	ZN	FE	AG
DRY FEED	24100.51	2.42	3.72	16.20	33.02	100.00	100.00	100.00	100.00
PB CONC.	782.81	58.69	6.53	7.62	541.90	78.64	5.70	1.53	53.31
ZN CONC.	1299.09	2.34	48.39	11.53	54.55	5.21	70.12	3.84	8.90
TAILINGS	22018.61	.43	.98	16.78	13.66	16.14	24.18	94.64	37.79

CONCENTRATES FILTERED

WMT	DAILY		MONTH TO DATE	
	PB	ZN	PB	ZN
	505.00	746.00	1883.00	2612.00

c.c. F. Gay
B. Cooper
R.J. Voisey
Mill Shifter

J.K. Carrington
Met Techs.
A. McIntyre
A.B. Cron

R.C. Smith
G.W. Chapman
P.J. Brown

DATE: 2/ 2/198

Ans

DAILY LOAD OUT

	WMT	% MOIST.	DMT	PB	ZN	FE	AG
LEAD	526.66	5.60	497.17	54.38	7.88	8.66	540.90
ZINC	1048.12	5.97	985.55	2.95	46.29	12.13	65.90
TOTAL	1574.78		1482.71				

ASSAYS

MONTH TO DATE

	WMT	% MOIST.	DMT	PB	ZN	FE	AG
LEAD	526.66	5.60	497.17	54.38	7.88	8.66	540.90
ZINC	1048.12	5.97	985.55	2.95	46.29	12.13	65.90
TOTAL	1574.78		1482.71				

ASSAYS

DATE: 3/ 2/198

DAILY LOAD OUT

	WMT	% MOIST.	DMT	PB	ZN	FE	AG
LEAD	550.05	4.50	525.30	54.11	7.44	8.52	531.60
ZINC	1242.08	5.60	1172.52	2.27	48.66	11.00	61.30
TOTAL	1792.13		1697.82				

ASSAYS

MONTH TO DATE

	WMT	% MOIST.	DMT	PB	ZN	FE	AG
LEAD	1076.71	5.04	1022.46	54.24	7.65	8.59	536.12
ZINC	2290.20	5.77	2158.07	2.58	47.58	11.52	63.40
TOTAL	3366.91		3180.54				

ASSAYS

c.c. F. Gay
 B. Cooper
 R.J. Voisey
 Mill Shifter

J.K. Carrington
 Met Techs.
 A. McIntyre
 A.B. Cron

R.C. Smith
 G.W. Chapman
 P.J. Brown

CYPRUS *ACTUAL*

am

DATE: 4/ 2/198

DAILY LOAD OUT

ASSAYS

	WMT	% MOIST.	DMT	PB	ZN	FE	AG
LEAD	0.00	0.00	0.00	0.00	0.00	0.00	0.00
ZINC	1648.70	6.93	1534.45	2.04	49.22	11.10	73.70
TOTAL	1648.70		1534.45				

MONTH TO DATE

ASSAYS

	WMT	% MOIST.	DMT	PB	ZN	FE	AG
LEAD	1076.71	5.04	1022.46	54.24	7.65	8.59	536.12
ZINC	3938.90	6.26	3692.52	12.36	48.26	11.34	67.68
TOTAL	5015.61		4714.98				

and Lead Out Distribution (1)
 kly D.P. 1022.46 B. Cr 54.24
 A. Mc 12.36
 W. Chapman
 Met. Techs.

DATE: 5/ 2/198

DAILY LOAD OUT

ASSAYS

	WMT	% MOIST.	DMT	PB	ZN	FE	AG
LEAD	608.41	5.30	576.16	58.26	6.78	7.40	601.50
ZINC	900.63	6.38	843.17	1.84	50.10	10.62	61.30
TOTAL	1509.04		1419.33				

MONTH TO DATE

ASSAYS

	WMT	% MOIST.	DMT	PB	ZN	FE	AG
LEAD	1685.12	5.13	1598.63	55.69	7.34	8.16	559.69
ZINC	4839.53	6.28	4535.69	2.26	48.60	11.21	66.49
TOTAL	6524.65		6134.31				

c.c. F. Gay J.K. Carrington R.C. Smith
 B. Cooper Met Techs. G.W. Chapman
 R.J. Voisey A. McIntyre P.J. Brown
 Mill Shifter A.B. Cron

CYPRUS ANML

J. Bruck

CYPRUS ANVIL MINING CORP. DAILY PRODUCTION REPORT

5/ 2/1981

Am

CRUSHING

PRIM. TRUCKS 161 SEC. TONS 6400

GRINDING

MILL FEED MOIST DAY 1.50 M.T.D. 2.45
% OP.TIME DAY 99.42 M.T.D. 92.45
SCREEN ANAL.-TAILS DAY 10.20 %+100 70.40 %-200
M.T.D. 12.75 %+100 68.90 %-200

DAILY METALLURGICAL BALANCE

	TONS	ASSAYS				DISTRIBUTION			
		PB	ZN	FE	AG	PB	ZN	FE	AG
DRY FEED	8295.67	2.65	4.23	14.18	39.20	100.00	100.00	100.00	100.00
PB CONC.	312.44	59.44	5.85	6.78	564.80	84.48	5.21	1.71	61.55
ZN CONC.	538.19	1.36	51.43	10.59	51.30	3.33	78.88	4.61	9.63
TAILINGS	7445.04	.36	.75	15.55	11.10	12.19	15.91	93.67	28.82

MONTH TO DATE METALLURGICAL BALANCE

	TONS	ASSAYS				DISTRIBUTION			
		PB	ZN	FE	AG	PB	ZN	FE	AG
DRY FEED	32396.18	2.48	3.85	15.86	33.41	100.00	100.00	100.00	100.00
PB CONC.	1095.25	58.90	6.34	7.38	548.43	80.24	5.56	1.57	55.49
ZN CONC.	1837.28	2.06	49.28	11.25	53.59	4.70	72.58	4.02	9.10
TAILINGS	29463.65	.41	.93	16.47	13.01	15.06	21.86	94.40	35.41

CONCENTRATES FILTERED

WMT	DAILY		MONTH TO DATE	
	PB	ZN	PB	ZN
	560.00	899.00	2443.00	3511.00

c.c. E. Gay
R.J. Voisey
Mill Shifter
J.K. Carrington
Met Techs.
A. McIntyre
A.B. Cron

R.C. Smith
G.W. Chapman
P.J. Brown

CYPRUS ANVIL

CYPRUS ANVIL MINING CORP. DAILY PRODUCTION REPORT

6/ 2/1981

CNC

CRUSHING

PRIM. TRUCKS 143 SEC. TONS 5731

GRINDING

MILL FEED MOIST DAY 1.70 M.T.D. 2.29
 % OP.TIME DAY 99.53 M.T.D. 93.63
 SCREEN ANAL.-TAILS DAY 16.30 %+100 61.90 %-200
 M.T.D. 13.52 %+100 67.37 %-200

DAILY METALLURGICAL BALANCE

	ASSAYS					DISTRIBUTION			
	TONS	PB	ZN	FE	AG	PB	ZN	FE	AG
DRY FEED	9132.07	2.84	4.13	18.62	41.70	100.00	100.00	100.00	100.00
PB CONC.	327.72	60.93	6.79	6.94	639.20	76.99	5.90	1.30	52.48
ZN CONC.	588.80	2.60	47.16	12.78	72.40	5.90	73.62	4.31	10.60
TAILINGS	8215.56	.54	.94	20.04	17.90	17.11	20.48	94.38	36.84

MONTH TO DATE METALLURGICAL BALANCE

	ASSAYS					DISTRIBUTION			
	TONS	PB	ZN	FE	AG	PB	ZN	FE	AG
DRY FEED	41528.25	2.56	3.91	16.58	35.68	100.00	100.00	100.00	100.00
PB CONC.	1422.97	59.37	6.44	7.28	569.34	79.45	5.64	1.50	54.68
ZN CONC.	2426.08	2.19	48.76	11.62	58.16	4.99	72.82	4.10	9.52
TAILINGS	37679.21	.44	.93	17.25	14.08	15.56	21.54	94.40	35.80

CONCENTRATES FILTERED

	DAILY		MONTH TO DATE	
	PB	ZN	PB	ZN
WMT	527.00	909.00	2970.00	4420.00

c.c. F. Gay J.K. Carrington R.C. Smith
 B. Cooper Met Techs. G.W. Chapman
 R.J. Voisey A. McIntyre P.J. Brown
 Mill Shifter A.B. Cron

624
DATE: 6/ 2/1981

DAILY LOAD OUT

	WMT	% MOIST.	DMT	PB	ZN	FE	AG
LEAD	80.37	4.80	76.51	56.66	6.53	7.79	545.50
ZINC	91.03	5.60	85.93	2.04	48.36	12.49	66.90
TOTAL	171.40		162.44				

ASSAYS

MONTH TO DATE

	WMT	% MOIST.	DMT	PB	ZN	FE	AG
LEAD	1765.49	5.12	1675.14	55.73	7.30	8.14	559.04
ZINC	4930.56	6.27	4621.62	2.26	48.60	11.23	66.50
TOTAL	6696.05		6296.76				

ASSAYS

DATE: 7/ 2/1981

DAILY LOAD OUT

	WMT	% MOIST.	DMT	PB	ZN	FE	AG
LEAD	153.56	5.10	145.73	60.93	7.06	6.55	701.70
ZINC	0.00	0.00	0.00	0.00	0.00	0.00	0.00
TOTAL	153.56		145.73				

ASSAYS

MONTH TO DATE

	WMT	% MOIST.	DMT	PB	ZN	FE	AG
LEAD	1919.05	5.12	1820.87	56.15	7.28	8.02	570.45
ZINC	4930.56	6.27	4621.62	2.26	48.60	11.23	66.50
TOTAL	6849.61		6442.49				

ASSAYS

c.c. F. Gay
B. Cooper
R.J. Voisey
Mill Shifter

J.K. Carrington
Met Techs.
A. McIntyre
A.B. Cron

R.C. Smith
G.W. Chapman
P.J. Brown

CYPRUS INTERNATIONAL

CYPRUS ANVIL MINING CORP. DAILY PRODUCTION REPORT

7. 2/1981

Am.

CRUSHING

PRIM. TRUCKS 83 SEC. TONS 6446

GRINDING

MILL FEED MOIST DAY 1.60 M.T.D. 2.17
 % OP. TIME DAY 87.03 M.T.D. 92.69
 SCREEN ANAL.-TAILS DAY 17.70 %+100 63.80 %-200
 M.T.D. 14.24 %+100 66.76 %-200

DAILY METALLURGICAL BALANCE

	ASSAYS					DISTRIBUTION			
	TONS	PB	ZN	FE	AG	PB	ZN	FE	AG
DRY FEED	8575.56	2.50	3.75	18.25	35.50	100.00	100.00	100.00	100.00
PB CONC.	271.57	60.93	6.56	7.14	688.20	77.18	5.54	1.37	54.03
ZN CONC.	492.09	2.48	47.76	12.01	78.70	5.69	73.08	4.17	11.20
TAILINGS	7811.89	.47	.88	17.15	15.40	17.13	21.38	94.47	34.78

MONTH TO DATE METALLURGICAL BALANCE

	ASSAYS					DISTRIBUTION			
	TONS	PB	ZN	FE	AG	PB	ZN	FE	AG
DRY FEED	50103.81	2.55	3.88	16.57	36.48	100.00	100.00	100.00	100.00
PB CONC.	1694.54	59.62	6.46	7.26	588.39	79.07	5.62	1.48	54.55
ZN CONC.	2918.17	2.24	48.60	11.69	61.62	5.11	72.87	4.11	9.84
TAILINGS	45491.10	.44	.92	17.23	14.30	15.82	21.51	94.41	35.61

CONCENTRATES FILTERED

	DAILY		MONTH TO DATE	
	PB	ZN	PB	ZN
WMT	553.00	848.00	3523.00	5268.00

c.c. F. Gay J.K. Carrington R.C. Smith
 B. Cooper Met Techs. G.W. Chapman
 R.J. Voisey A. McIntyre P.J. Brown
 Mill Shifter A.B. Cron

CYPRUS ANVIL MINING CORP. DAILY PRODUCTION REPORT

ml
 8/ 2/1981

CRUSHING

PRIM. TRUCKS 115 SEC. TONS 4114

GRINDING

MILL FEED MOIST DAY 1.70 M.T.D. 2.11
 % OP.TIME DAY 75.35 M.T.D. 90.52
 SCREEN ANAL.-TAILS DAY 17.10 %+100 67.30 %-200
 M.T.D. 14.61 %+100 66.83 %-200

DAILY METALLURGICAL BALANCE

ASSAYS

DISTRIBUTION

	TONS	PB	ZN	FE	AG	PB	ZN	FE	AG
DRY FEED	7417.72	2.58	3.77	15.76	38.60	100.00	100.00	100.00	100.00
PB CONC.	266.89	57.27	6.20	8.35	612.80	79.87	5.92	1.82	56.22
ZN CONC.	414.26	1.82	48.55	11.48	58.70	3.94	71.92	3.88	8.36
TAILINGS	6736.56	.46	.92	17.18	15.30	16.19	22.16	94.31	35.43

MONTH TO DATE METALLURGICAL BALANCE

ASSAYS

DISTRIBUTION

	TONS	PB	ZN	FE	AG	PB	ZN	FE	AG
DRY FEED	57521.53	2.55	3.87	16.57	36.83	100.00	100.00	100.00	100.00
PB CONC.	1961.43	59.30	6.42	7.41	591.71	79.17	5.66	1.52	54.78
ZN CONC.	3332.43	2.19	48.59	11.66	61.26	4.96	72.75	4.08	9.64
TAILINGS	52227.66	.45	.92	17.22	14.43	15.87	21.59	94.40	35.58

CONCENTRATES FILTERED

DAILY

MONTH TO DATE

	PB	ZN	PB	ZN
WMT	498.00	678.00	4021.00	5946.00

c.c. F. Gay
 [REDACTED]
 R.J. Voisey
 Mill Shifter

J.K. Carrington
 Met Techs.
 A. McIntyre
 A.B. Cron

R.C. Smith
 G.W. Chapman
 P.J. Brown

J. Brink
L. P. Faggal ✓

CYPRUS ANHYD. MINING CORP. DAILY PRODUCTION INFO

CRUSHING

PRIM. TRUCKS 68 SEC. TONS 3737

GRINDING

MILL FEED MOIST DAY .90 M.T.D. 1.44
 % OP.TIME DAY 91.67 M.T.D. 94.83
 SCREEN ANAL.-TAILS DAY 13.00 %+100 69.10 %-200
 M.T.D. 12.32 %+100 68.23 %-200

DAILY METALLURGICAL BALANCE

	ASSAYS					DISTRIBUTION			
	TONS	PB	ZN	FE	AG	PB	ZN	FE	AG
DRY FEED	5781.49	3.46	4.46	15.62	54.70	100.00	100.00	100.00	100.00
PB CONC.	208.06	61.82	6.59	6.46	645.70	82.84	6.85	1.64	55.42
ZN CONC.	405.09	2.42	48.07	11.15	63.70	4.90	75.52	4.80	8.26
TAILINGS	5108.34	.48	.89	17.19	22.20	12.26	17.63	93.36	36.31

MONTH TO DATE METALLURGICAL BALANCE

	ASSAYS					DISTRIBUTION			
	TONS	PB	ZN	FE	AG	PB	ZN	FE	AG
DRY FEED	208226.28	2.83	4.07	15.27	43.94	100.00	100.00	100.00	100.00
PB CONC.	7808.12	60.91	5.52	6.28	665.42	80.70	5.09	1.54	56.79
ZN CONC.	13488.65	1.90	48.58	11.14	57.76	4.35	77.40	4.73	8.52
TAILINGS	186929.51	.47	.79	15.94	16.98	14.94	17.51	93.73	34.69

CONCENTRATES FILTERED

	DAILY		MONTH TO DATE	
	PB	ZN	PB	ZN
WMT	479.00	692.00	9546.00	23316.00

F. Gay

 R.J. Voisey
 Mill Shifter
 P.J. Brown
 J.K. Carrington

Met Techs.
 A. McIntyre
 R.C. Smith
 B. Cron
 G.W. Chapman

CYPRUS

813

DATE: 27/ 1/1981

DAILY LOAD OUT


	WMT	% MOIST.	DMT	PB	ZN	FE	AG
LEAD	735.01	5.80	692.38	58.99	6.69	6.98	610.20
ZINC	1174.88	5.81	1106.62	2.35	48.12	11.12	71.80
TOTAL	1909.89		1799.00				

ASSAYS

MONTH TO DATE

	WMT	% MOIST.	DMT	PB	ZN	FE	AG
LEAD	9596.93	6.21	9000.53	59.80	6.24	6.30	682.68
ZINC	14046.13	6.83	13086.97	2.52	48.08	10.91	67.66
TOTAL	23643.06		22087.50				

ASSAYS

c.c. F. Gay

 R.J. Voisey
 Mill Shifter

J.K. Carrington
 Met Techs.
 A. McIntyre
 A.B. Cron

R.C. Smith
 G.W. Chapman
 P.J. Brown

CYPRUS

File

RECORD

PLANT: MURKIN 66 SEC. 10-15 3315
 MILLING

MILL FEED MOIST	DAY	1.36	M.T.D.	1.44	
OP. TIME	DAY	73.92	M.T.D.	91.35	
SCREEN ANAL. - TAILS	DAY	12.20	%+100	69.20	%-200
	M.T.D.	12.32	%+100	68.25	%-200

DAILY METALLURGICAL BALANCE

	TONS	ASSAYS				DISTRIBUTION			
		PB	ZN	FE	AG	PB	ZN	FE	AG
DRY FEED	4438.88	4.03	4.73	20.74	56.00	100.00	100.00	100.00	100.00
PB CONC.	278.14	54.71	7.58	6.97	545.70	81.70	9.04	2.61	57.19
ZN CONC.	328.58	3.21	47.14	11.76	107.30	5.83	72.45	4.12	13.68
TAILINGS	3690.16	.58	.95	22.14	19.36	12.47	17.41	93.20	24.13

MONTHLY METALLURGICAL BALANCE

	TONS	ASSAYS				DISTRIBUTION			
		PB	ZN	FE	AG	PB	ZN	FE	AG
DRY FEED	1517.45	2.86	4.38	15.35	44.22	100.00	100.00	100.00	100.00
PB CONC.	101.53	58.77	8.54	6.37	751.40	27.70	5.00	1.70	37.30
ZN CONC.	1217.22	1.93	48.55	11.16	58.94	4.40	77.25	4.12	13.56
TAILINGS	10919.67	.47	.98	16.07	17.03	14.87	17.50	93.71	24.54

CONCENTRATES FILTERED

GRADE	DAILY		MONTH TO DATE	
	ZN	PB	ZN	PB
DRY FEED	539.60	2971.00	23805.00	

c.c. F. Gay
 R.J. Voisey
 Mill Shifter

J.K. Carrington
 Met Techs.
 A. McIntyre
 A.B. Cron

R.C. Smith
 G.W. Chapman
 P.J. Brown

DATE: 28/ 1/196

DAILY LOAD OUT

ASSAYS

	MMT	% MOIST.	DMT	PB	ZN	FE	AG
LEAD	0.00	0.00	0.00	0.00	0.00	0.00	0.00
ZINC	1460.86	6.35	1368.10	2.56	47.58	11.56	98.00
TOTAL	1460.86		1368.10				

MONTH TO DATE

ASSAYS

	MMT	% MOIST.	DMT	PB	ZN	FE	AG
LEAD	9596.93	6.21	9800.53	59.80	6.24	6.30	682.68
ZINC	15586.99	6.78	14455.87	2.53	48.03	10.97	70.56
TOTAL	25183.92		23455.60				

c.c. F. Gay
 B. Cooper
 R.J. Voisey
 Mill Shifter

J.K. Carrington
 Met Techs.
 A. McIntyre
 A.B. Cron

R.C. Smith
 G.W. Chapman
 P.J. Brown

CYPRUS

JAN 23 1981

LPT

DATE: 12/ 1/198

Wk

DAILY LOAD OUT

	WMT	% MOIST.	DMT	PB	ZN	FE	AG
LEAD	596.03	7.80	549.54	57.35	6.39	7.45	646.90
ZINC	807.57	5.20	765.58	6.89	46.26	10.41	147.70
TOTAL	1403.60		1315.12				

ASSAYS

MONTH TO DATE

	WMT	% MOIST.	DMT	PB	ZN	FE	AG
LEAD	3683.69	6.67	3438.05	58.91	6.55	5.76	731.77
ZINC	6268.06	7.34	5807.79	2.64	48.02	10.72	69.43
TOTAL	9951.75		9245.84				

ASSAYS

F. Gay
 B. Cooper
 R.J. Voisey
 Mill Shifter
 P.J. Brown
 J.K. Carrington

Met Techs.
 W.W. Muir
 R.C. Smith
 B. Cron
 G.W. Chapman

CYPRUS ANIL

JBrink

CYPRUS ANVIL MINING CORP. DAILY PRODUCTION REPORT

13/ 1/1981

W1

CRUSHING

PRIM. TRUCKS 130 SEC. TONS 4674

GRINDING

MILL FEED MOIST DAY 1.80 M.T.D. 1.39
% OP.TIME DAY 88.65 M.T.D. 94.94
SCREEN ANAL.-TAILS DAY 11.40 %+100 69.60 %-200
 M.T.D. 11.41 %+100 69.12 %-200

DAILY METALLURGICAL BALANCE


	TONS	ASSAYS				DISTRIBUTION			
		PB	ZN	FE	AG	PB	ZN	FE	AG
DRY FEED	7321.79	2.69	4.20	15.93	35.10	100.00	100.00	100.00	100.00
PB CONC.	262.15	59.62	5.70	7.72	561.70	79.35	4.86	1.54	47.79
ZN CONC.	489.72	1.73	48.34	11.37	49.50	4.30	76.98	4.23	7.87
TAILINGS	6569.93	.49	.85	18.86	20.80	16.35	18.16	94.23	44.35

MONTH TO DATE METALLURGICAL BALANCE

	TONS	ASSAYS				DISTRIBUTION			
		PB	ZN	FE	AG	PB	ZN	FE	AG
DRY FEED	100101.47	2.50	3.81	14.40	39.91	100.00	100.00	100.00	100.00
PB CONC.	3437.33	59.12	5.32	6.21	648.99	81.33	4.80	1.48	55.84
ZN CONC.	6105.04	1.56	48.75	11.04	56.40	3.81	77.97	4.60	8.60
TAILINGS	90559.11	.41	.73	14.94	15.68	14.86	17.23	93.84	35.54

CONCENTRATES FILTERED

	DAILY		MONTH TO DATE	
	PB	ZN	PB	ZN
WMT	554.00	916.00	4375.00	10942.00

- F. Gay
- 
- R.J. Voisey
- Mill Shifter
- P.J. Brown
- J.K. Carrington
- Met Techs.
- W.W. Muir
- R.C. Smith
- B. Cron
- G.W. Chapman

DATE: 13/ 1/1981

WJ

DAILY LOAD OUT

	WMT	% MOIST.	DMT	PB	ZN	FE	AG
LEAD	0.00	0.00	0.00	0.00	0.00	0.00	0.00
ZINC	1618.66	6.30	1516.68	2.73	46.89	11.31	58.50
TOTAL	1618.66		1516.68				

ASSAYS

MONTH TO DATE

	WMT	% MOIST.	DMT	PB	ZN	FE	AG
LEAD	3683.69	6.67	3438.05	58.91	6.55	5.76	731.77
ZINC	7886.72	7.13	7324.48	2.66	47.79	10.84	67.17
TOTAL	11570.41		10762.52				

ASSAYS

F. Gay
 B. Cooper
 R.J. Voisey
 Mill Shifter
 P.J. Brown
 J.K. Carrington

Met Techs.
 W.W. Muir
 R.C. Smith
 B. Cron
 G.W. Chapman

CYPRUS ANVIL

JBrink

CYPRUS ANVIL MINING CORP. DAILY PRODUCTION REPORT

16/ 1/1981

CRUSHING

PRIM. TRUCKS 86 SEC. TONS 6172

GRINDING

MILL FEED MOIST DAY 1.10 M.T.D. 1.40
% OP.TIME DAY 98.85 M.T.D. 89.45
SCREEN ANAL.-TAILS DAY 11.40 % +100 70.30 %-200
M.T.D. 11.42 % +100 69.16 %-200

Ask

DAILY METALLURGICAL BALANCE

ASSAYS

DISTRIBUTION

	TONS	PB	ZN	FE	AG	PB	ZN	FE	AG
DRY FEED	7980.24	3.23	4.04	14.64	51.60	100.00	100.00	100.00	100.00
PB CONC.	332.43	64.86	5.19	4.74	719.20	83.65	5.35	1.38	59.16
ZN CONC.	521.34	1.66	49.10	10.77	44.50	3.36	79.40	4.92	5.74
TAILINGS	7126.48	.47	.69	14.99	19.90	12.99	15.25	93.69	35.09

MONTH TO DATE METALLURGICAL BALANCE

ASSAYS

DISTRIBUTION

	TONS	PB	ZN	FE	AG	PB	ZN	FE	AG
DRY FEED	115565.76	2.56	3.84	14.36	40.96	100.00	100.00	100.00	100.00
PB CONC.	4054.01	59.70	5.34	6.09	657.05	81.73	4.88	1.49	56.27
ZN CONC.	7122.15	1.56	48.75	11.02	55.72	3.75	78.31	4.73	6.38
TAILINGS	104389.60	.41	.71	14.91	16.03	14.53	16.81	93.78	35.34

CONCENTRATES FILTERED

DAILY

MONTH TO DATE

	PB	ZN	PB	ZN
AMT	287.00	856.00	5052.00	12619.00

- F. Gay
- R.J. Voisey
- Mill Shifter
- P.J. Brown
- J.K. Carrington

- Met Techs.
- W.W. Muir
- R.C. Smith
- B. Cron
- G.W. Chapman

CYPRUS

JBrink

CYPRUS ANVIL MINING CORP. DAILY PRODUCTION REPORT

17/ 1/1981

Am

CRUSHING

PRIM. TRUCKS 121 SEC. TONS 6208

GRINDING

MILL FEED MOIST DAY 1.60 M.T.D. 1.41
% OP.TIME DAY 99.78 M.T.D. 90.05
SCREEN ANAL.-TAILS DAY 11.60 %+100 70.40 %-200
 M.T.D. 11.43 %+100 69.25 %-200

DAILY METALLURGICAL BALANCE

ASSAYS

DISTRIBUTION

	TONS	PB	ZN	FE	AG	PB	ZN	FE	AG
DRY FEED	8827.46	3.07	4.37	15.63	52.60	100.00	100.00	100.00	100.00
PB CONC.	366.94	60.89	6.43	6.83	698.00	82.45	6.12	1.86	61.09
ZN CONC.	610.16	1.75	49.32	10.82	28.10	3.94	78.01	4.90	4.09
TAILINGS	7850.36	.47	.78	16.01	18.60	13.61	15.87	93.24	34.83

MONTH TO DATE METALLURGICAL BALANCE

ASSAYS

DISTRIBUTION

	TONS	PB	ZN	FE	AG	PB	ZN	FE	AG
DRY FEED	124393.23	2.60	3.87	14.43	41.42	100.00	100.00	100.00	100.00
PB CONC.	4420.95	59.80	5.43	6.15	660.45	81.79	4.98	1.52	56.67
ZN CONC.	7732.32	1.57	48.00	11.00	53.54	3.76	78.29	4.74	8.03
TAILINGS	112239.96	.42	.72	14.99	16.21	14.45	16.73	93.74	35.30

CONCENTRATES FILTERED

DAILY

MONTH TO DATE

	PB	ZN	PB	ZN
WMT	378.00	874.00	5430.00	13493.00

F. Gay
R.J. Voisey
Mill Shifter
P.J. Brown
J.K. Carrington

Met Techs.
W.W. Muir
R.C. Smith
B. Cron
G.W. Chapman

CYPRUS ANVIL

J BRUK

WEEKLY PRODUCTION REPORT January 6/81

714 A

Monica would you please

19 1981 TO January 12/81

LPT

File for these levels of

	ACTUAL	WEEK			YEAR TO DATE		
		WEEKLY FORECAST	1981 PLAN	VARIANCE %	ACTUAL	1981 PLAN	VARIANCE
MINE PRODUCTION:							
Waste/Ore Haul (BCY)	195,690	191,050	245,917	(-20%)	305,715	389,515	(-22%)
Drilling (feet)	6,108	11,151	12,506	(-51%)	12,280	20,806	(-41%)
Tonnes Hauled	62,480	58,590	58,590	+ 7%	86,622	100,440	(-14%)

MINE COMMENTS:

Last week Weekly plan was met but production could have been lot better with improved mechanical availability on equipment.

Outlook Continued improvement in production with more trucks available.

MILL PRODUCTION:

Tonnes Milled 55,412 50,000 58,500 (5%)

Feed Grade:

% Pb	2.7	2.6	2.5	8%
% Zn	4.2	4.0	3.9	8%
Ag g/MT	41.6	40.5	40.4	3%

Concentrate:

Pb Tonnes	2,113	1,880	2,054	3%
Zn Tonnes	3,669	3,169	3,600	2%

Concentrate Grade:

Select Pb/Ag	57.7/615	58.7/580	58.0/597	-/3%
Select Zn	48.3	49.3	49.0	1%

Recovery:

Pb	80.0	83.8	81.5	(2%)
Zn	76.9	79.0	77.9	(1%)
Ag	56.3	53.0	52.0	8%

MILL COMMENTS:

Last week Received some 2F ore for two days, picked up + 4,000 tonnes (S.G. 3.7). Recoveries a bit low as the 2F ore was somewhat oxidized. Higher feed grades made up for throughput shortage. Past two weeks experience only averaging 7,000 t/day (approx) therefore lose 1000 tonne/day when milling 2A ore (6 days).

Outlook *S.G.'s of 3.0-3.1 not in 3rd qtr plan. Ore to crusher was to average 3.4

MAINTENANCE PERFORMANCE:

Shovel availability	55%	56%	75%	(-27%)
Loader availability	74.5%	80%	70%	+ 6%
Truck availability	49%	50%	60%	(-18%)
Drill availability	73.5%	72.5%	60%	+23%

MAINTENANCE COMMENTS:

Last week

Outlook

ENGINEERING COMMENTS:

SAFETY STATISTICS:

Jan 5-12/81	0 First Aid	1 Medical Aid	0 Lost Time
Jan 1 - 12/81	1 First Aid	2 Medical Aid	2 Lost Time
YTD 1981	1 First Aid	2 Medical Aid	2 Lost Time
YTD 1980 monthly figures (Jan)	7 First Aid	9 Medical Aid	4 Lost Time

Handwritten signature