



20/06/91

91-PL-

118-119 - 8m

119-120 - 13m

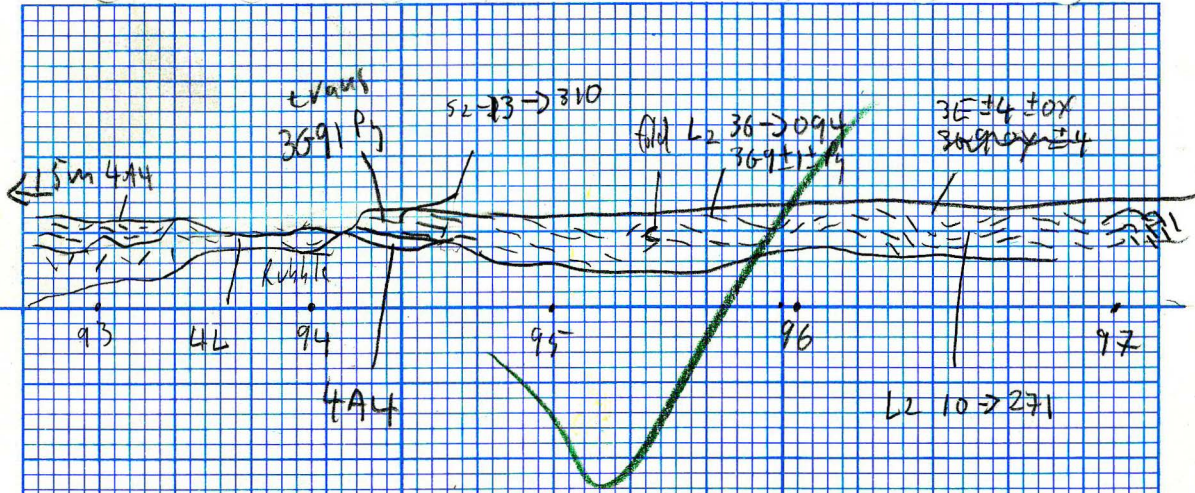
120-121 - 9m

121-122 - 9m

122-123 - 5m

123-124 - 11m

124-125 - 16m



PTS 95-97 3m up on falls


28/02/91

91-PL-93-94 - 14m

94-95 - 16m

95-96 15m

96-97




4L chloritic  
3C?

fault

fault

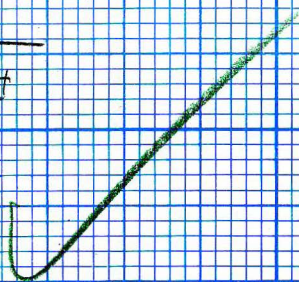
possibly 3C or Vanscooter form.  
36g calc chloritic  
0° → 000



90

91

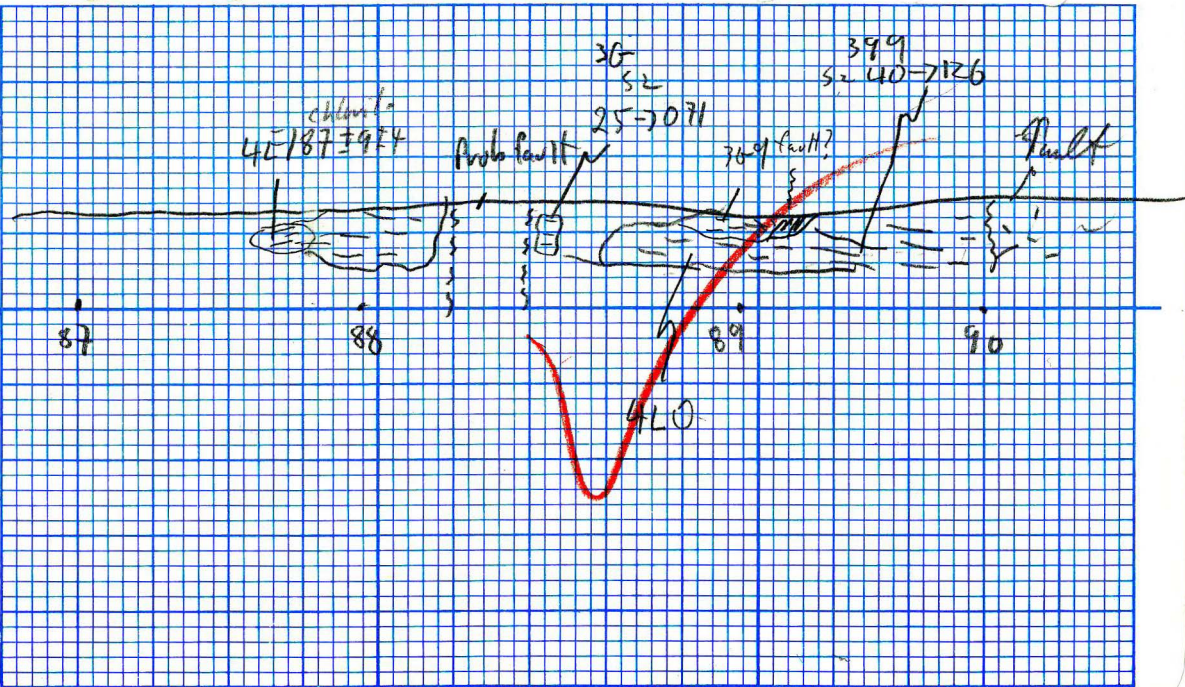
92




26/02/81

126 Russ

Stan



26/02/91



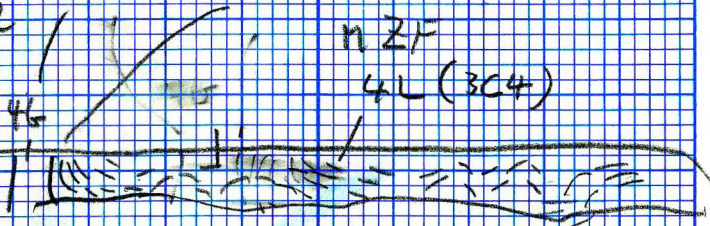
Fault 82 → 264  
Slide 25 → 352

contact // of face

contact 85 → 318

n ZF

4L (304)



115      114      113      113      112      111      110

~~422~~ 1128

03/04/91

Set out 111-115

110-111 - 11m

111-112 - 14m ✓

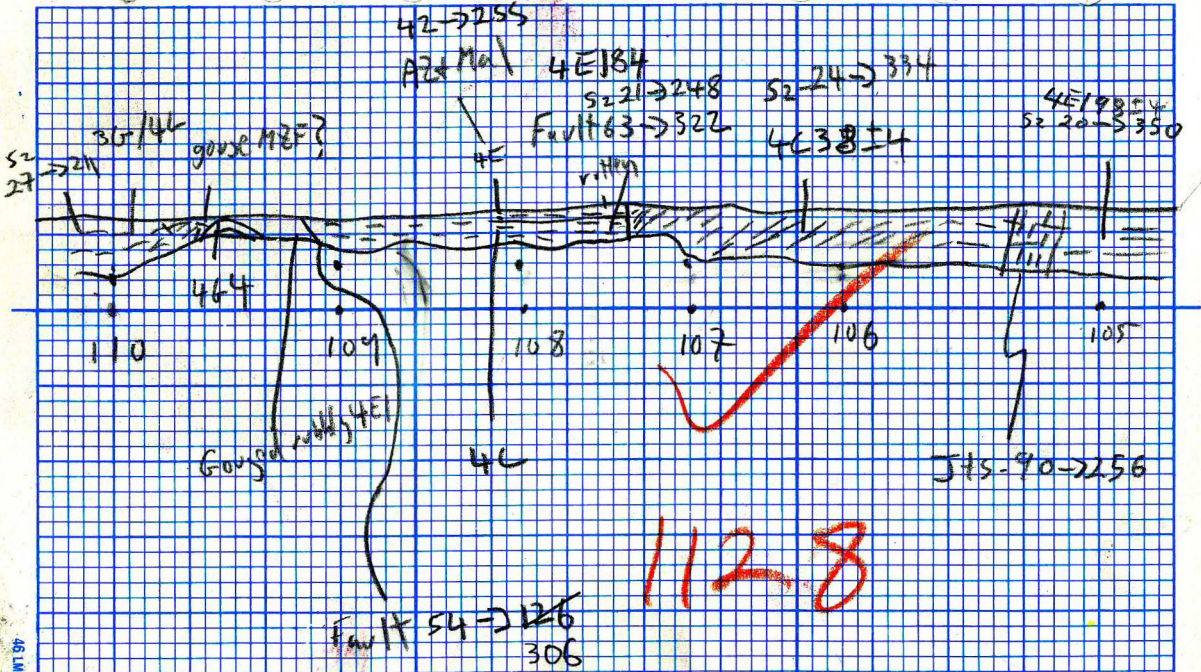
112-113 7m ~~11m~~ 20m

113-114 13m ~~13m~~ 23m

114-115 14m

113 is old 104

Mapped on 4/04/91



1128

H22 Southland.

02/04/91

91-PL 105 - 106 - 17m

106 - 107 - 10m

107 - 108 10m

108 - 109 12m

109 - 110 15m

~~111 - 112 14m~~

~~112 - 113 7m~~

3694  
116

Fault 70 → 291

Fault 55 → 257  
L1 18 → 193 siltstone  
46 → 20 → 279 52

fg 101

464

52 24 → 152

3604 ± 4  
52-13 → 313

3694 Gauge

364 Gauge

42

42

Rubble

Rubble

93  
97

94  
98

95  
99

96  
100

97  
101

98  
102

99  
103

52-12 → 172  
46

higher

06/03/91

1128 T I Southend

91-PL-93-94 - 11m

94-95 - 8m

95-96 - 10m

96-97 - 13m

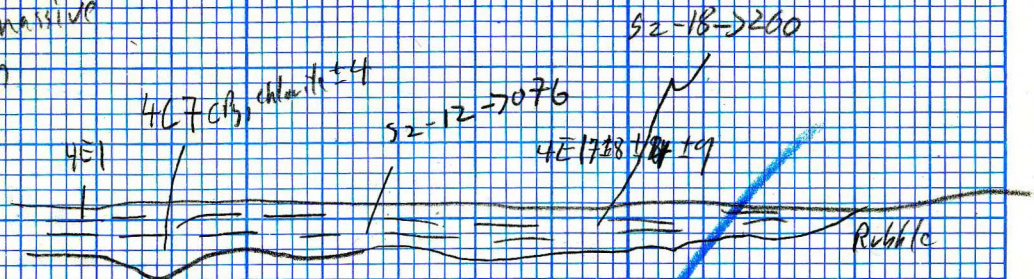
97-98 ~ 8m

98-99 - 7m

99-100 Down the bank

100-101

more massive  
on top



85

86

87

Rubble

26/02/91

91-PL- 85-86 - 19m

86-87 - 30m

87-88 - 19m

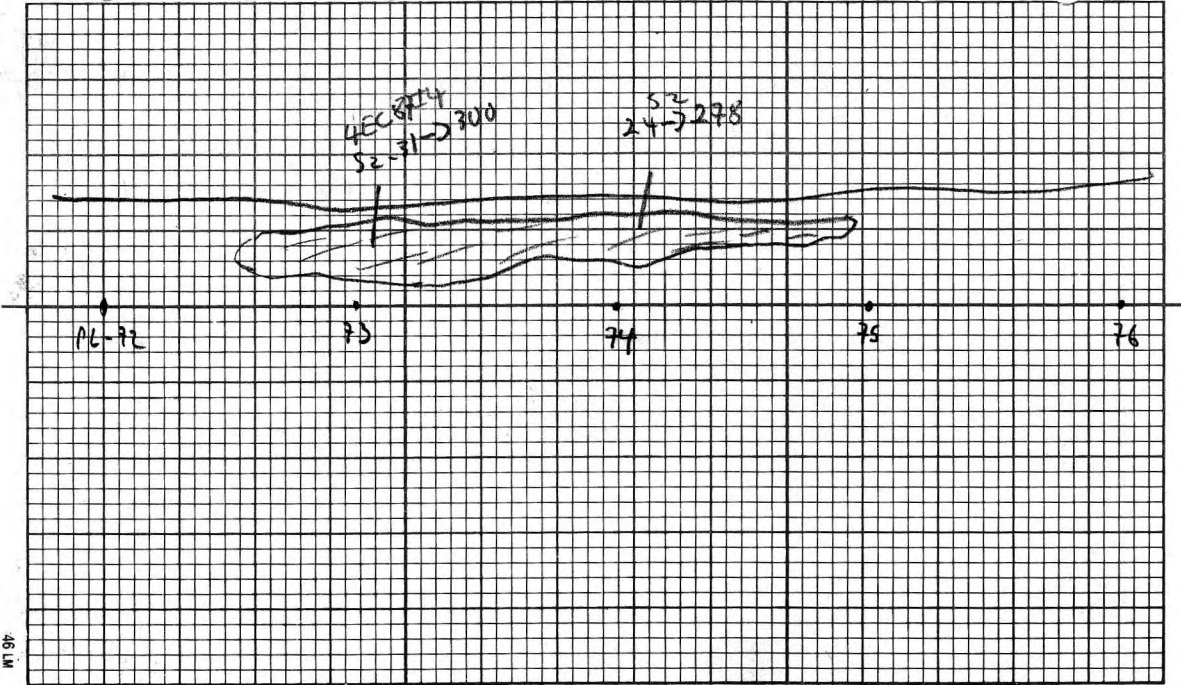
88-89 - 25m

89-90 - 16m

90-91 13-m

91-92 9m

1128 Bench ~ section 17-21  
East wall



4EC 714  
S2-31 → 300

S2  
24 → 278

PL-72

73

74

75

76

78-79

41 → 46

07/02/91

112.8 bonds by school 6



07/02/91

1128 bench

shovel 6

81

82

83

84

304

2.16.19



07/02/91

1128 branch showed 6

Fault  
69 → 264  
F. gouges S2 → 332

S2-6 → 98  
S2-19 → 200  
65 → 143

S2-29 → 250  
S11c/K 11 → 203  
80 → 286



28-05

06  
S2 34-259

G-07

H 08  
SB

I 09

J 10  
SB

K 11  
OX

4 Lochlinie  
gouge

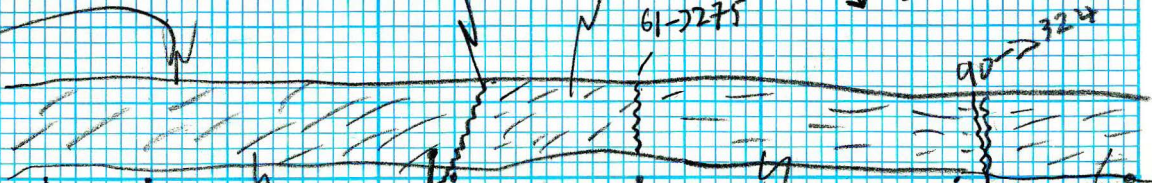
SB w glte w spk + P<sub>0</sub>

F<sub>B</sub>-05 → 045

74 → 332

SB  
36 wqtz + Py + Cpy

3L4 #1A,  
S2-35 → 253  
61 → 275



Corner

**28-01**

S2-20 → 314

S2-20 → 328  
**02**

**03**

36 wqtz + Py + Cpy

D  
304

S2  
40 → 256  
**05**

Cren  
36 → 278  
**04**

Micro lithons in 3G

25/03/97

1128 NE corner

A-B

B-C

C-D

D-E

E-F

F-G

G-H

H-I

I-J

J-K