

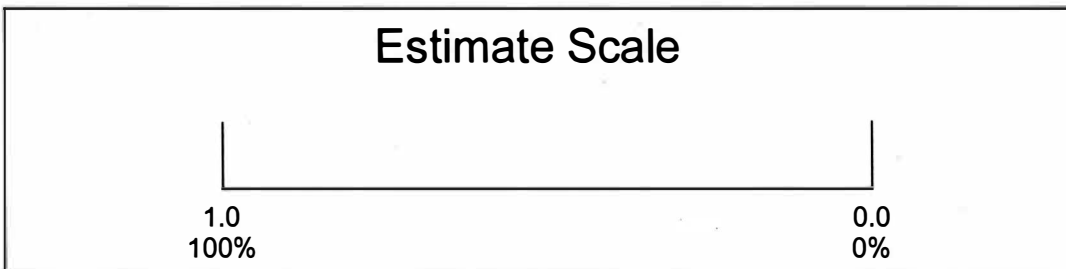
~~Wellesley~~ Wellesley
Estimate Form

Wellesley
007361


Estimator Name: Gerald Bidwell Date: December 4 2002 Time: 2:20

Tract #: 1

Deposit Type agreement



Weight for yourself	<input type="text" value="100"/>	Name: <u>Gerald Bidwell</u>
	+	
Weight for Associate Estimator	<input type="text"/>	Name: <u>Mark Baknes</u>
	+	
Weight for Associate Estimator	<input type="text"/>	Name: <u>Al Doherty</u>
	+	
Weight for Associate Estimator	<input type="text"/>	Name: <u>Rob Carne</u>
	+	
Weight for Associate Estimator	<input type="text"/>	Name: <u>Anna Fonseca</u>



Notes:

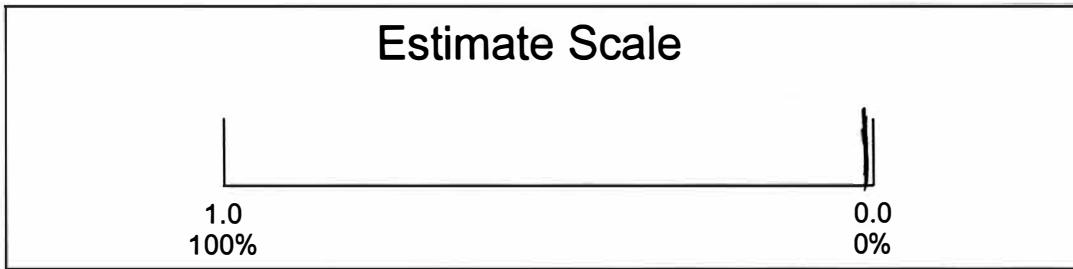
Genes
east end - Av, Cu, V. W
west - Cu, Ni, V. Jy

Estimate Form - Wellesley Lake

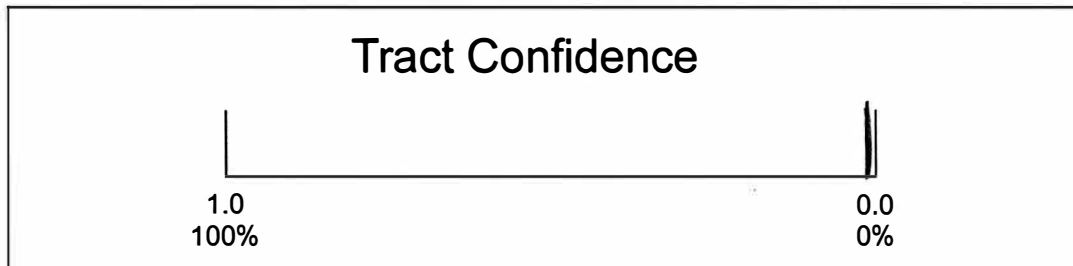
Estimator Name: Gerald Bidwell Date: December 14 2002 Time: 2:15

Tract #: 5

Deposit Type: epithermal high sulfidation



Weight for yourself	<input type="text" value="100"/>	Name: <u>Gerald Bidwell</u>
	+	
Weight for Associate Estimator	<input type="text"/>	Name: <u>Al Doherty</u>
	+	
Weight for Associate Estimator	<input type="text"/>	Name: <u>Rob Carne</u>
	+	
Weight for Associate Estimator	<input type="text"/>	Name: <u>Anna Fonseca</u>
	+	
Weight for Associate Estimator	<input type="text"/>	Name: <u>Mark Baknes</u>



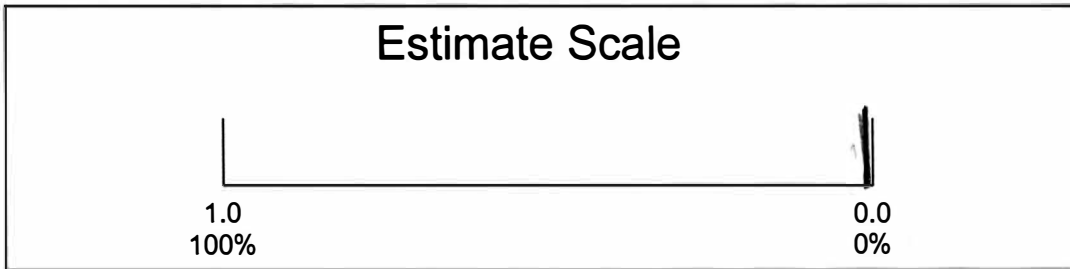
Notes: 2 samples only
both side - Cu, Ni, V

Estimate Form - Wellesley Lake

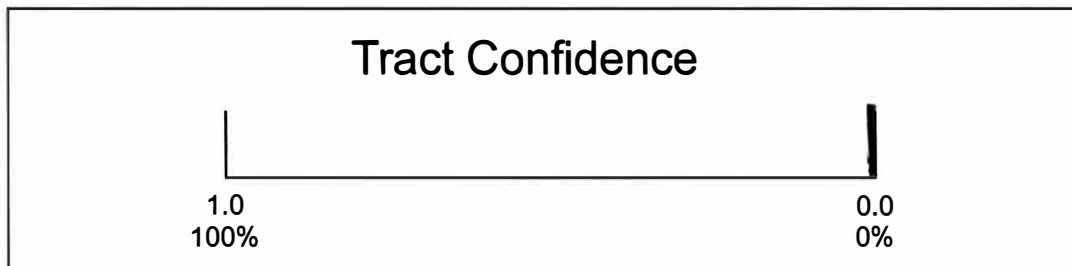
Estimator Name: Gerald Bidwell Date: December 14 2002 Time: 2:15

Tract #: 6

Deposit Type extremely high sulphur



Weight for yourself	<input type="text" value="100"/>	Name: <u>Gerald Bidwell</u>
	+	
Weight for Associate Estimator	<input type="text"/>	Name: <u>Al Doherty</u>
	+	
Weight for Associate Estimator	<input type="text"/>	Name: <u>Rob Carne</u>
	+	
Weight for Associate Estimator	<input type="text"/>	Name: <u>Anna Fonseca</u>
	+	
Weight for Associate Estimator	<input type="text"/>	Name: <u>Mark Baknes</u>



Notes: with good work

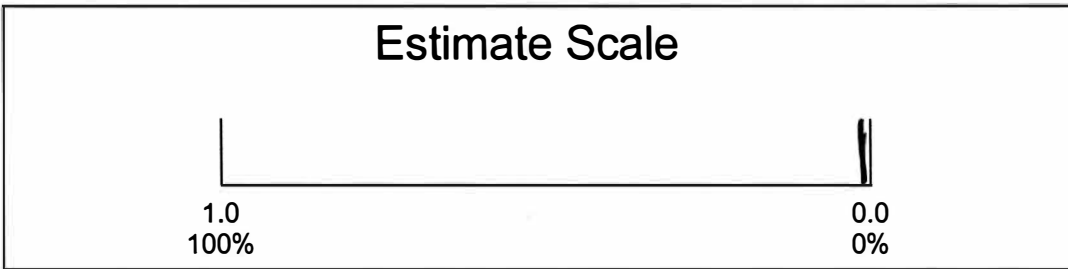
with - Ni, Pb, Zn

Estimate Form - Wellesley Lake


Estimator Name: Gerald Bidwell Date: December 14 2002 Time: 2:05

Tract #: 4

Deposit Type: epithemal high surface



Weight for yourself	<input style="width: 40px; height: 20px;" type="text" value="100"/>	Name: <u>Gerald Bidwell</u>
	+	
Weight for Associate Estimator	<input style="width: 40px; height: 20px;" type="text"/>	Name: <u>Al Doherty</u>
	+	
Weight for Associate Estimator	<input style="width: 40px; height: 20px;" type="text"/>	Name: <u>Rob Carne</u>
	+	
Weight for Associate Estimator	<input style="width: 40px; height: 20px;" type="text"/>	Name: <u>Anna Fonseca</u>
	+	
Weight for Associate Estimator	<input style="width: 40px; height: 20px;" type="text"/>	Name: <u>Mark Baknes</u>



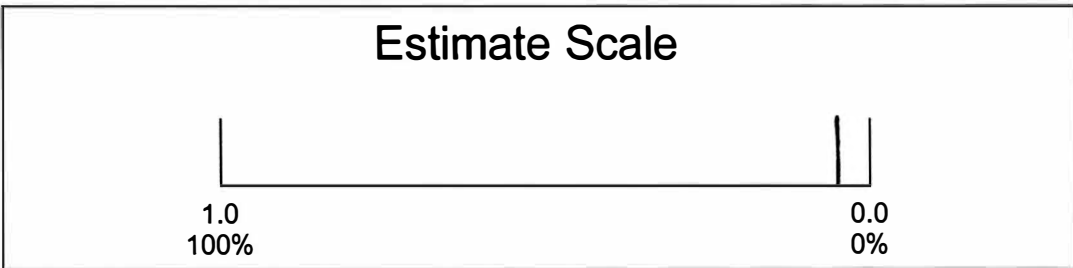
Notes: Carriacks (top at least) (probably all)
Goodman AU (9-17 in soil) Ca (Ca)

Estimate Form - Wellesley Lake

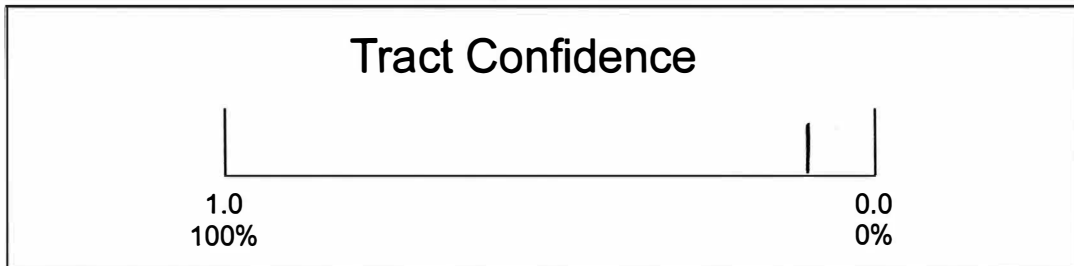
Estimator Name: Gerald Bidwell Date: December 14 2002 Time: 1:45

Tract #: 3

Deposit Type VMS Basalt-Copper



Weight for yourself	<input type="text" value="100"/>	Name: <u>Gerald Bidwell</u>
	+	
Weight for Associate Estimator	<input type="text"/>	Name: <u>Al Doherty</u>
	+	
Weight for Associate Estimator	<input type="text"/>	Name: <u>Rob Carne</u>
	+	
Weight for Associate Estimator	<input type="text"/>	Name: <u>Anna Fonseca</u>
	+	
Weight for Associate Estimator	<input type="text"/>	Name: <u>Mark Baknes</u>



Notes:

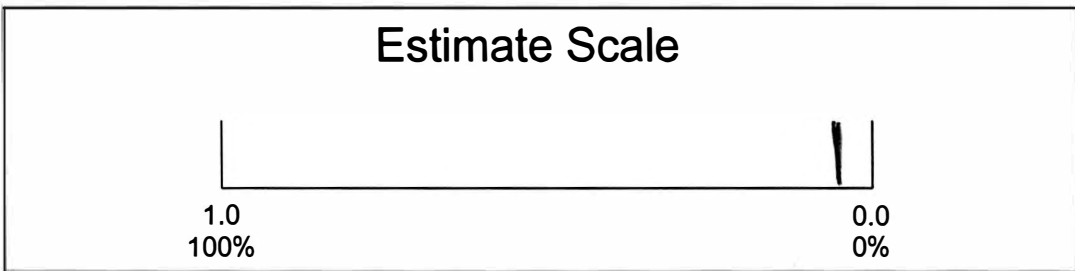
- mag high (probably ultramafic - 1 high to water, also faintly high)
- only 8 RGS samples
- widespread Cu, Mo? (Ni) Zn

Estimate Form - Wellesley Lake


Estimator Name: Gerald Bidwell Date: December 14 2002 Time: 1:30

Tract #: 2

Deposit Type: VMS - Basalt Cypres



Weight for yourself	<input style="width: 40px; height: 20px;" type="text" value="100"/>	Name: <u>Gerald Bidwell</u>
	+	
Weight for Associate Estimator	<input style="width: 40px; height: 20px;" type="text"/>	Name: <u>Al Doherty</u>
	+	
Weight for Associate Estimator	<input style="width: 40px; height: 20px;" type="text"/>	Name: <u>Rob Carne</u>
	+	
Weight for Associate Estimator	<input style="width: 40px; height: 20px;" type="text"/>	Name: <u>Anna Fonseca</u>
	+	
Weight for Associate Estimator	<input style="width: 40px; height: 20px;" type="text"/>	Name: <u>Mark Baknes</u>



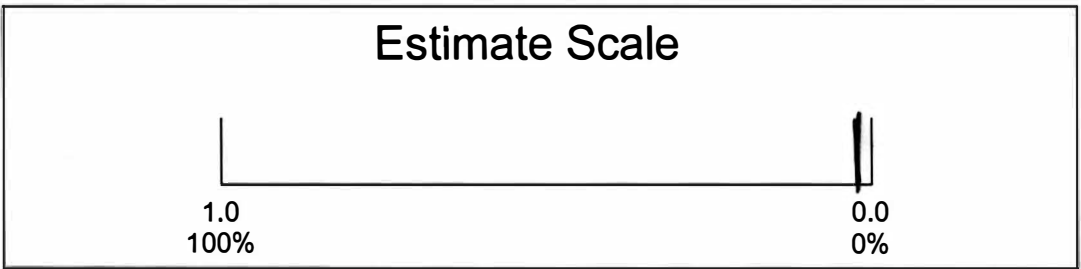
Notes: *Windy assembly Dec. - Oct. ocean assembly
cuts, lot December*

*east central - ~~AS~~ AS, AD, CA
videogame - CA 5b (vint), V, Z
north - ~~AD~~
south*


~~XXXXXXXXXXXX~~ Wellesley h.
Estimate Form

Estimator Name: Gerald Bidwell Date: December ~~12~~ 2002 Time: 1:55

Tract #: 1 Deposit Type VMS Bessie-Cypress



Weight for yourself	<input type="text" value="100"/>	Name: <u>Gerald Bidwell</u>
	+	
Weight for Associate Estimator	<input type="text"/>	Name: <u>Mark Baknes</u>
	+	
Weight for Associate Estimator	<input type="text"/>	Name: <u>Al Doherty</u>
	+	
Weight for Associate Estimator	<input type="text"/>	Name: <u>Rob Carne</u>
	+	
Weight for Associate Estimator	<input type="text"/>	Name: <u>Anna Fonseca</u>



Notes: *probably windy assembly but no response*

Questions

nines *pathholes*

Ba *As* *Ca* *Fe* *(Lo)* *Mo* *Ni*