

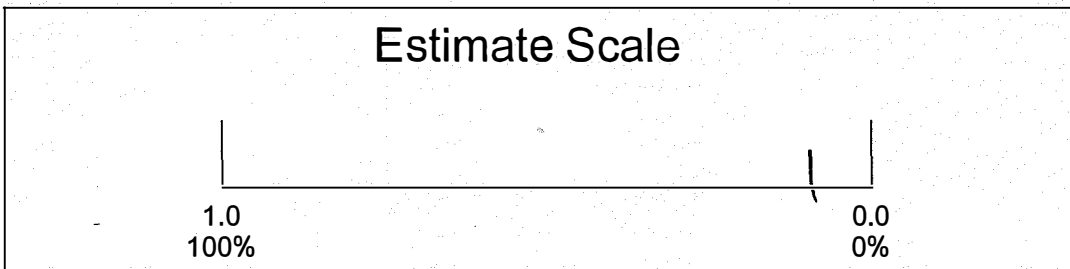
Estimate Form

Wellesley L12

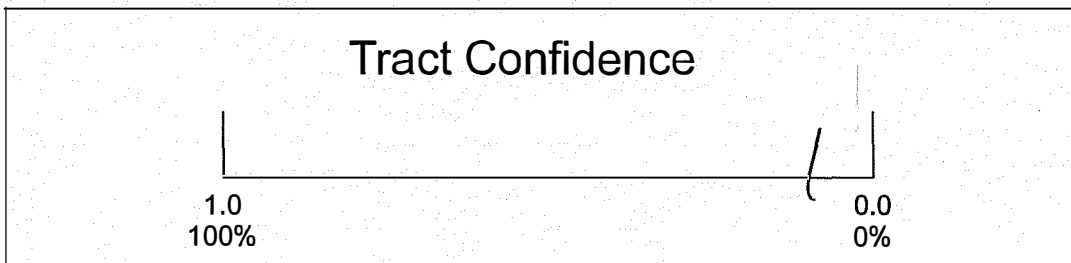
Estimator Name: Al Doherty Date: December 14 2002 Time: 2:10

Tract #: 4

Deposit Type Epithelium Au / hi S



Weight for yourself	<input style="width: 40px; height: 20px;" type="text" value="100"/>	Name: <u>Al Doherty</u>
	+	
Weight for Associate Estimator	<input style="width: 40px; height: 20px;" type="text"/>	Name: <u>Mark Baknes</u>
	+	
Weight for Associate Estimator	<input style="width: 40px; height: 20px;" type="text"/>	Name: <u>Rob Carne</u>
	+	
Weight for Associate Estimator	<input style="width: 40px; height: 20px;" type="text"/>	Name: <u>Gerald Bidwell</u>
	+	
Weight for Associate Estimator	<input style="width: 40px; height: 20px;" type="text"/>	Name: <u>Anna Fonseca</u>



Notes: CRUMACHS

Au 9-17 ppb soils -
CU soils

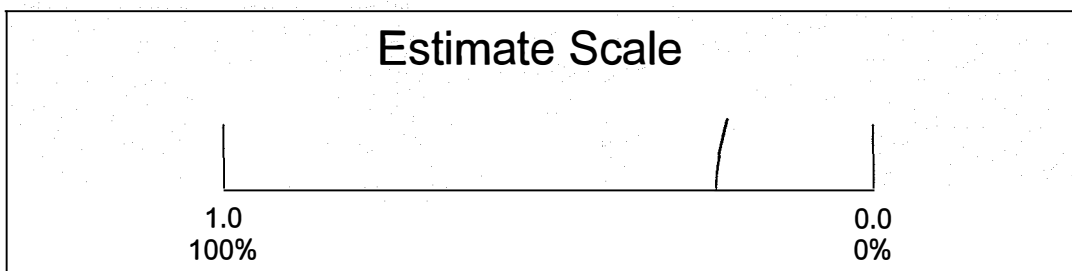
Epithelium Au high S

1
0
0
7
5
4
b
2
3


Estimate Form - Wellesley Lake

Estimator Name: Al Doherty Date: December 14 2002 Time: 1:45

Tract #: 3 Deposit Type Beski Cu



Weight for yourself	<input type="text" value="100"/>	Name: <u>Al Doherty</u>
	+	
Weight for Associate Estimator	<input type="text" value="25"/>	Name: <u>Rob Carne</u>
	+	
Weight for Associate Estimator	<input type="text" value="11"/>	Name: <u>Gerald Bidwell</u>
	+	
Weight for Associate Estimator	<input type="text" value="11"/>	Name: <u>Anna Fonseca</u>
	+	
Weight for Associate Estimator	<input type="text" value="11"/>	Name: <u>Mark Baknes</u>



Notes: Ultramafic Rx at base of Windy McKinnally.

v. high mag / gravity - 1 & 2 RAS samples.

good correlate between mag/gravity / geochem is Ni

3 Cu 34-46 ppm

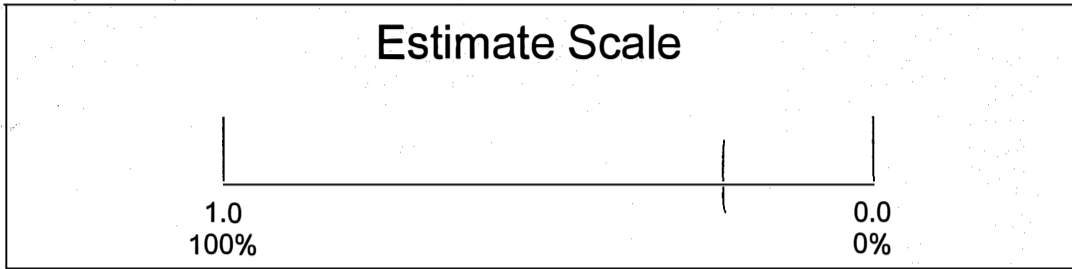
2 Ni 25-30

Low Sb - south side of Lake + W

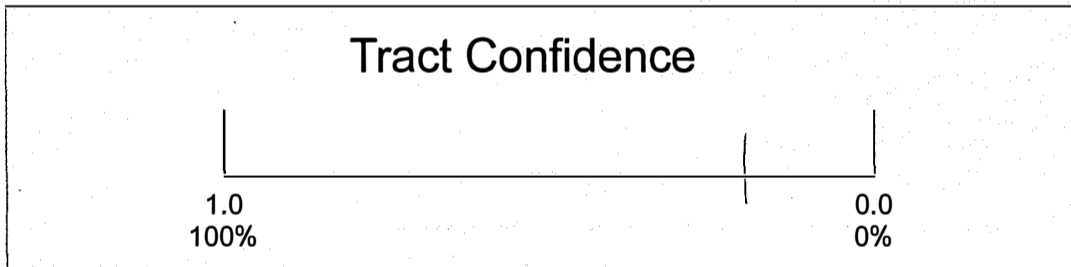
1 Zn - 79-100

Estimate Form - Wellesley Lake

Estimator Name: Al Doherty Date: December 14 2002 Time: 1:30
 Tract #: 2 Deposit Type: Gabbroic Ni-Cu



Weight for yourself	<input style="width: 40px; height: 20px;" type="text" value="100"/>	Name: <u>Al Doherty</u>
	+	
Weight for Associate Estimator	<input style="width: 40px; height: 20px;" type="text"/>	Name: <u>Rob Carne</u>
	+	
Weight for Associate Estimator	<input style="width: 40px; height: 20px;" type="text"/>	Name: <u>Gerald Bidwell</u>
	+	
Weight for Associate Estimator	<input style="width: 40px; height: 20px;" type="text"/>	Name: <u>Anna Fonseca</u>
	+	
Weight for Associate Estimator	<input style="width: 40px; height: 20px;" type="text"/>	Name: <u>Mark Baknes</u>



Notes: WINDY-McKinnon - massive magm. vein / chert / sand ls

Ba 1 > 800

As soils > 80 on FLEXOR. + 2 Au soils

Cu - widespread

Ni - trend continues to North

Sb anomalies in FLEXOR soils

Zn 100 - 400 ppm

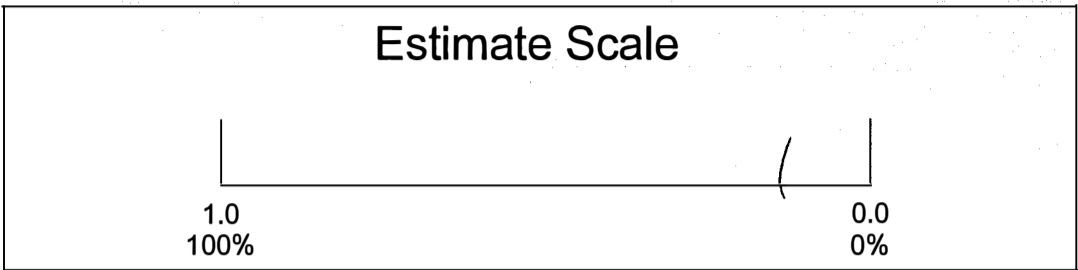
Hi LOE
MIN

- Au, As, Sb


- Beachy Cyprus •
- Au QTZ veins •
- ✓ → Gabbroic Ni-Cu •

Estimate Form - Wellesley Lake

Estimator Name: Al Doherty Date: December 2002 Time: 10:55
 Tract #: 1 Deposit Type: Beeshi VMS



Weight for yourself	<input type="text" value="100"/>	Name: <u>Al Doherty</u>
	+	
Weight for Associate Estimator	<input type="text"/>	Name: <u>Rob Carne</u>
	+	
Weight for Associate Estimator	<input type="text"/>	Name: <u>Gerald Bidwell</u>
	+	
Weight for Associate Estimator	<input type="text"/>	Name: <u>Anna Fonseca</u>
	+	
Weight for Associate Estimator	<input type="text"/>	Name: <u>Mark Baknes</u>



Notes: LOI to 90%
 2 Ba central tract. + 1 AS / Fe / Mn / Mo
 Au is quiet /
 4 Cu - along tract

Beeshi
Au Qtz veins

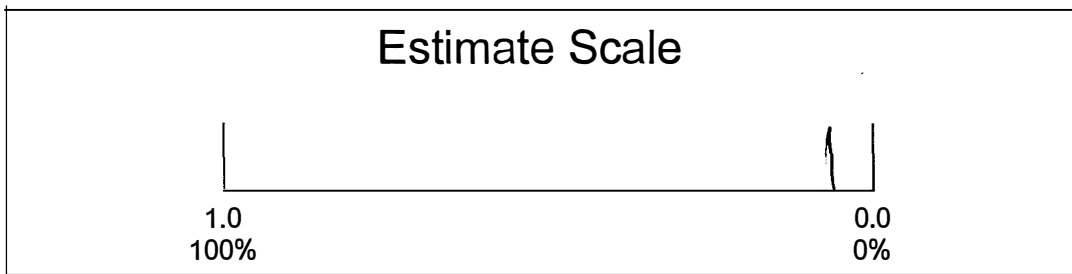
Estimate Form

Wellesly Lake


Estimator Name: Al Doherty Date: December 2002 Time:

Tract #: 7

Deposit Type Epithermal Au H/S



Weight for yourself	<input type="text" value="100"/>	Name: <u>Al Doherty</u>
	+	
Weight for Associate Estimator	<input type="text" value="25"/>	Name: <u>Mark Baknes</u>
	+	
Weight for Associate Estimator	<input type="text" value="25"/>	Name: <u>Rob Carne</u>
	+	
Weight for Associate Estimator	<input type="text" value="25"/>	Name: <u>Gerald Bidwell</u>
	+	
Weight for Associate Estimator	<input type="text" value="25"/>	Name: <u>Anna Fonseca</u>



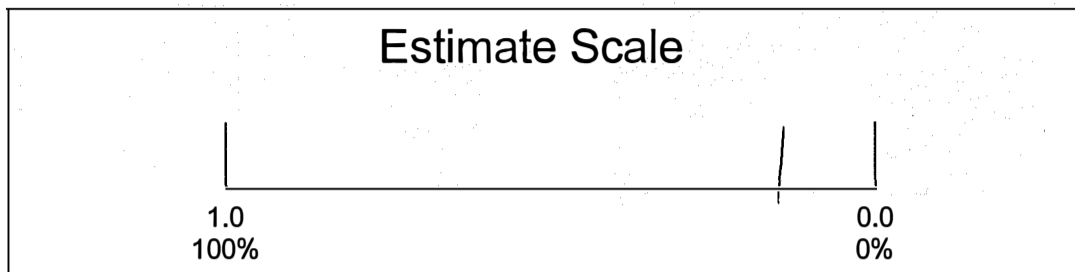
Notes:

> 30 Au / Cu - probably dry 6
2 Cu 34-46 one May + 1 Ni
✓
Zn

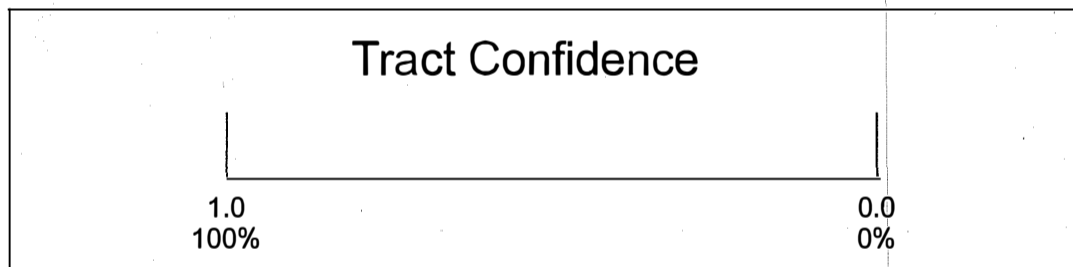
Estimate Form

Estimator Name: Al Doherty Date: December 14 2002 Time: 2:20

Tract #: 7 Deposit Type Reshi VNS



Weight for yourself	<input type="text" value="100"/>	Name: <u>Al Doherty</u>
	+	
Weight for Associate Estimator	<input type="text"/>	Name: <u>Mark Baknes</u>
	+	
Weight for Associate Estimator	<input type="text"/>	Name: <u>Rob Carne</u>
	+	
Weight for Associate Estimator	<input type="text"/>	Name: <u>Gerald Bidwell</u>
	+	
Weight for Associate Estimator	<input type="text"/>	Name: <u>Anna Fonseca</u>



Notes:

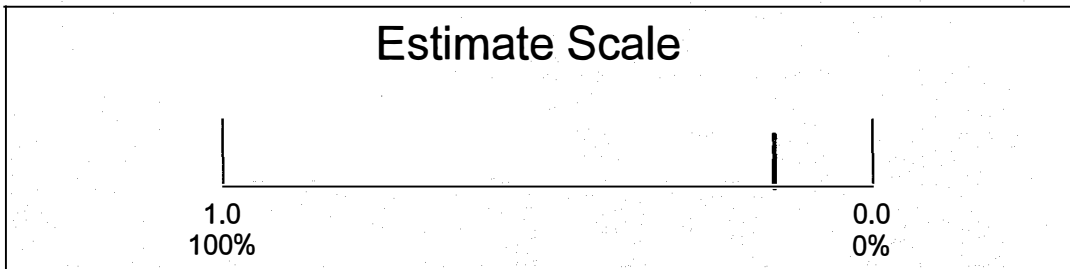
Possibility of Wind - Makulz underneath Krause

Estimate Form - Wellesley Lake


Estimator Name: Mark Baknes Date: December 14 2002 Time: 1:30

Tract #: 2

Deposit Type Bessly/Cyprus



Weight for yourself	<input type="text" value="100"/>	Name: <u>Mark Baknes</u>
	+	
Weight for Associate Estimator	<input type="text"/>	Name: <u>Al Doherty</u>
	+	
Weight for Associate Estimator	<input type="text"/>	Name: <u>Rob Carne</u>
	+	
Weight for Associate Estimator	<input type="text"/>	Name: <u>Gerald Bidwell</u>
	+	
Weight for Associate Estimator	<input type="text"/>	Name: <u>Anna Fonseca</u>



Notes:

2 - Windy assemblage - oceanic mafic volc cherts.
(LST??)

soils - AS AU > 17 So

Silts CU Zn (100-400).

44

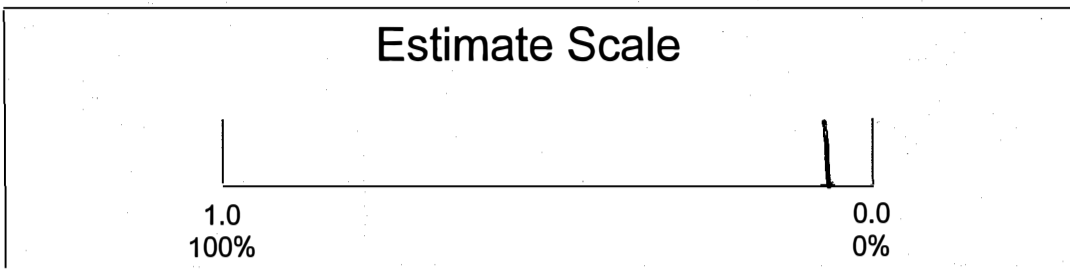
Typical UM-M signature is Fe Ni Co V ...

Estimate Form - Wellesley Lake


Estimator Name: Mark Baknes Date: December 14 2002 Time: 2:00

Tract #: 1

Deposit Type Beschi / Cyprus



Weight for yourself	<input type="text" value="100"/>	Name: <u>Mark Baknes</u>
	+	
Weight for Associate Estimator	<input type="text"/>	Name: <u>Al Doherty</u>
	+	
Weight for Associate Estimator	<input type="text"/>	Name: <u>Rob Carne</u>
	+	
Weight for Associate Estimator	<input type="text"/>	Name: <u>Gerald Bidwell</u>
	+	
Weight for Associate Estimator	<input type="text"/>	Name: <u>Anna Fonseca</u>



Notes:

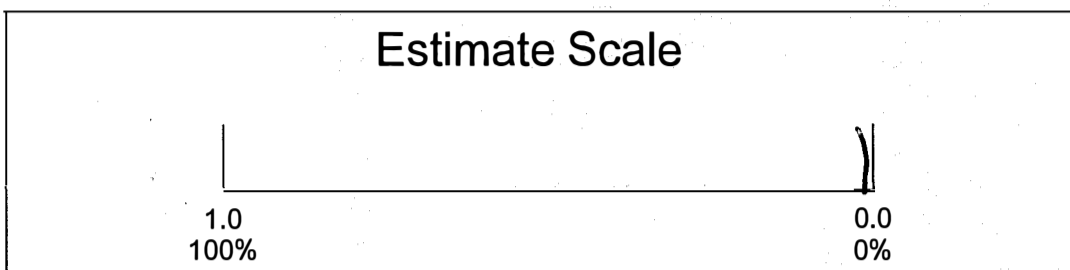
all cover. but windy McKinley likely sed.
part.
(south central) As.
Lake / Silt. Cu.
(All over) Mo.
North
Typical mafic sign

Estimate Form

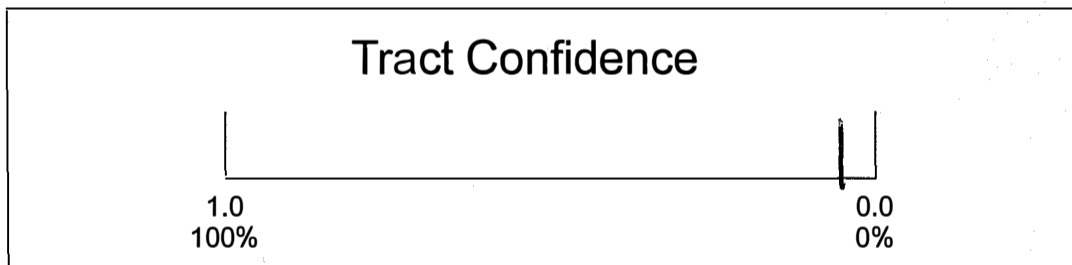
Estimator Name: Mark Baknes Date: December 14 2002 Time: 2:15

Tract #: 7

Deposit Type Epithermal Au.



Weight for yourself	<input type="text" value="100"/>	Name: <u>Mark Baknes</u>
	+	
Weight for Associate Estimator	<input type="text"/>	Name: <u>Al Doherty</u>
	+	
Weight for Associate Estimator	<input type="text"/>	Name: <u>Rob Carne</u>
	+	
Weight for Associate Estimator	<input type="text"/>	Name: <u>Gerald Bidwell</u>
	+	
Weight for Associate Estimator	<input type="text"/>	Name: <u>Anna Fonseca</u>



Notes:

Big strong spot Mag. near Carnacko.

Silt

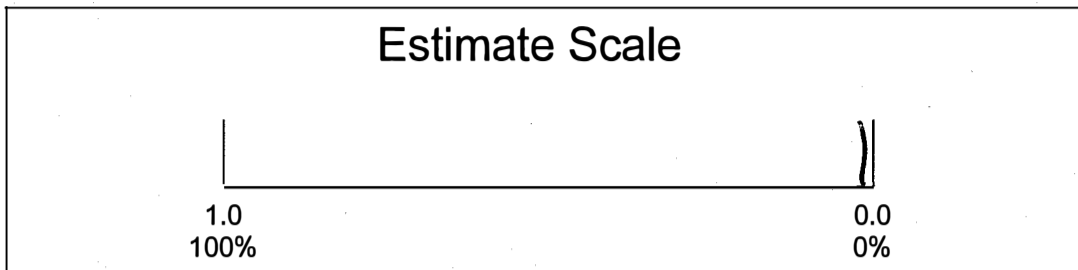
East

West Cu x 2.


Estimate Form - Wellesley Lake

Estimator Name: Mark Baknes Date: December 14 2002 Time: 2:08

Tract #: 4 Deposit Type Epithermal Au. high.



Weight for yourself	<input type="text" value="100"/>	Name: <u>Mark Baknes</u>
	+	
Weight for Associate Estimator	<input type="text"/>	Name: <u>Al Doherty</u>
	+	
Weight for Associate Estimator	<input type="text"/>	Name: <u>Rob Carne</u>
	+	
Weight for Associate Estimator	<input type="text"/>	Name: <u>Gerald Bidwell</u>
	+	
Weight for Associate Estimator	<input type="text"/>	Name: <u>Anna Fonseca</u>



Notes: *not anywhere prospective - in Yukon*

Top half Cardracks South 1/2 Windy, lots of water.

- Soil - Au (in Canada), Cu.

Silt Weak Zn.

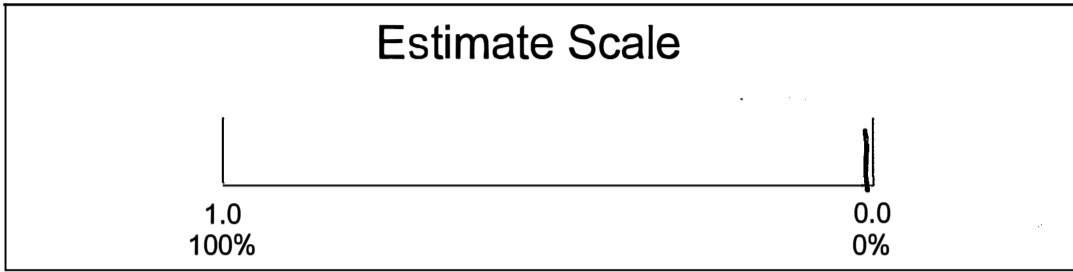
Welles

Estimate Form


Estimator Name: Mark Baknes Date: December 14 2002 Time: 2:10

Tract #: 5

Deposit Type: Epiternal Av



Weight for yourself	<input type="text" value="100"/>	Name: <u>Mark Baknes</u>
	+	
Weight for Associate Estimator	<input type="text"/>	Name: <u>Al Doherty</u>
	+	
Weight for Associate Estimator	<input type="text"/>	Name: <u>Rob Carne</u>
	+	
Weight for Associate Estimator	<input type="text"/>	Name: <u>Gerald Bidwell</u>
	+	
Weight for Associate Estimator	<input type="text"/>	Name: <u>Anna Fonseca</u>



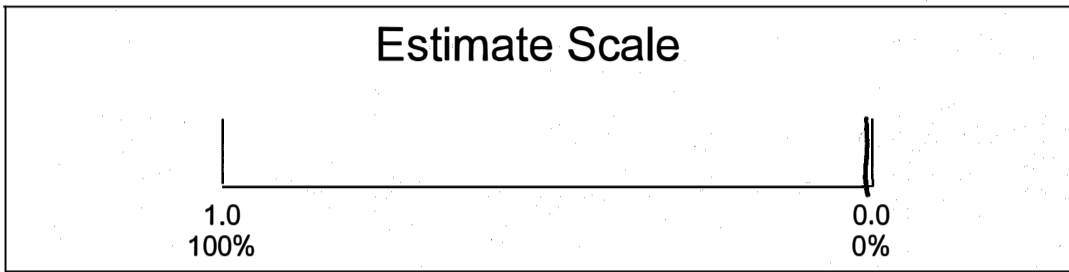
Notes:

no exposure likely 1/2 Cornacocks.


CV

Estimate Form

Estimator Name: Mark Baknes Date: December 4 2002 Time: 2:10
Tract #: 6 Deposit Type: Epithelial Av



Weight for yourself	<input type="text" value="100"/>	Name: <u>Mark Baknes</u>
	+	
Weight for Associate Estimator	<input type="text"/>	Name: <u>Al Doherty</u>
	+	
Weight for Associate Estimator	<input type="text"/>	Name: <u>Rob Carne</u>
	+	
Weight for Associate Estimator	<input type="text"/>	Name: <u>Gerald Bidwell</u>
	+	
Weight for Associate Estimator	<input type="text"/>	Name: <u>Anna Fonseca</u>



Notes: carrots exposed.

CV-
2 zinc