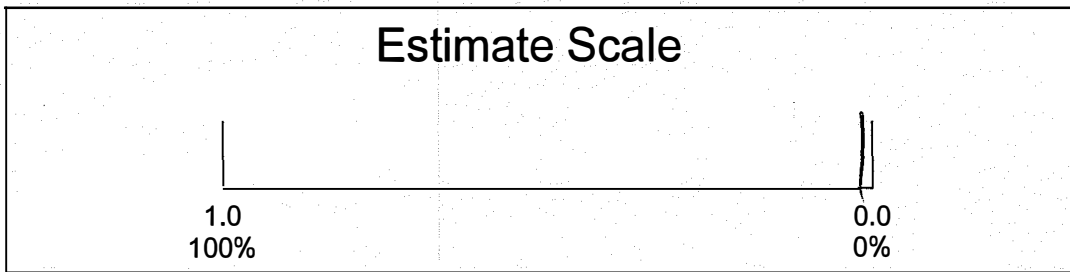


Estimate Form - Wellesley Lake


Wellesley Lake
007372

Estimator Name: Rob Carne Date: December 14 2002 Time: 2:05

Tract #: 4 Deposit Type: epithermal high S



Weight for yourself	<input type="text" value="100"/>	Name: <u>Rob Carne</u>
	+	
Weight for Associate Estimator	<input type="text"/>	Name: <u>Al Doherty</u>
	+	
Weight for Associate Estimator	<input type="text"/>	Name: <u>Gerald Bidwell</u>
	+	
Weight for Associate Estimator	<input type="text"/>	Name: <u>Anna Fonseca</u>
	+	
Weight for Associate Estimator	<input type="text"/>	Name: <u>Mark Baknes</u>



Notes:

Carmachs role
Asails 9-17 ppb

Estimate Form - Wellesley Lake

Estimator Name: Rob Carne Date: December 14 2002 Time: 1:55

Tract #: 1

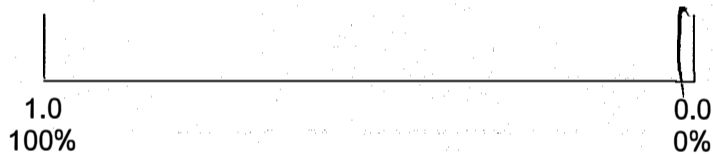
Deposit Type: Aug 3

Estimate Scale



Weight for yourself	<input type="text" value="100"/>	Name: <u>Rob Carne</u>
	+	
Weight for Associate Estimator	<input type="text"/>	Name: <u>Al Doherty</u>
	+	
Weight for Associate Estimator	<input type="text"/>	Name: <u>Gerald Bidwell</u>
	+	
Weight for Associate Estimator	<input type="text"/>	Name: <u>Anna Fonseca</u>
	+	
Weight for Associate Estimator	<input type="text"/>	Name: <u>Mark Baknes</u>

Tract Confidence



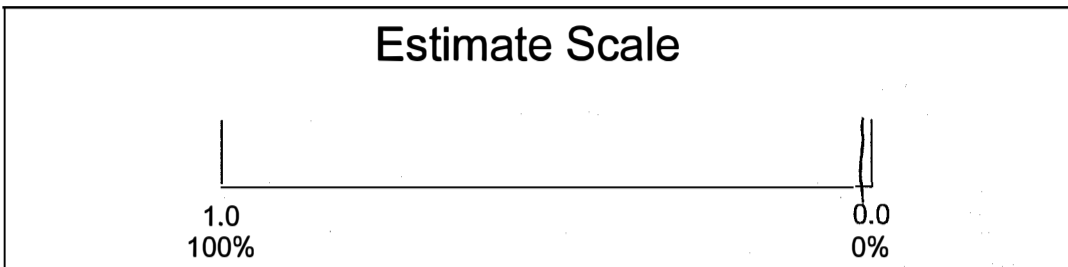
Notes:

windy Mckenley (?)
NW - High Ba, As, Fe, Mo
widespread (4) Cu


Estimate Form - Wellesley Lake

Estimator Name: Rob Carne Date: December 14 2002 Time: 1:45

Tract #: 3 Deposit Type: Besshi - Cyprus



Weight for yourself	<input type="text" value="100"/>	Name: <u>Rob Carne</u>
	+	
Weight for Associate Estimator	<input type="text"/>	Name: <u>Al Doherty</u>
	+	
Weight for Associate Estimator	<input type="text"/>	Name: <u>Gerald Bidwell</u>
	+	
Weight for Associate Estimator	<input type="text"/>	Name: <u>Anna Fonseca</u>
	+	
Weight for Associate Estimator	<input type="text"/>	Name: <u>Mark Baknes</u>



Notes:

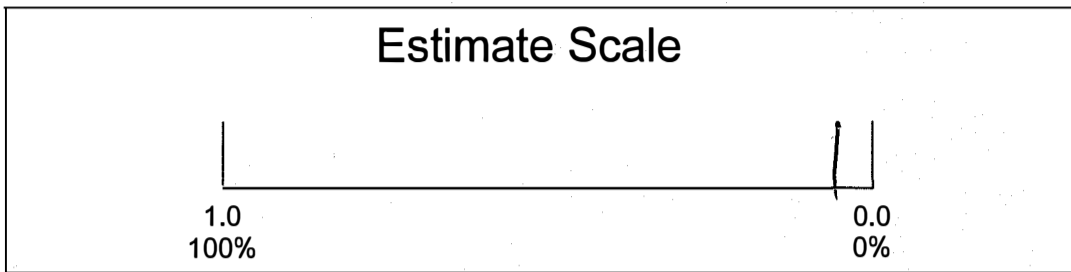
ultramafic base of wavy McKinley
widespread Cu, Mo, Ni, $\sqrt{2}$ Zn
shs southeast side

Estimate Form - Wellesley Lake


Estimator Name: Rob Carne Date: December 14 2002 Time: 1:30

Tract #: 2

Deposit Type Besshi-Cypus VMS



Weight for yourself	<input type="text" value="100"/>	Name: <u>Rob Carne</u>
	+	
Weight for Associate Estimator	<input type="text"/>	Name: <u>Al Doherty</u>
	+	
Weight for Associate Estimator	<input type="text"/>	Name: <u>Gerald Bidwell</u>
	+	
Weight for Associate Estimator	<input type="text"/>	Name: <u>Anna Fonseca</u>
	+	
Weight for Associate Estimator	<input type="text"/>	Name: <u>Mark Baknes</u>



Notes:

Mafic rock / chert

Detail North East side of, > 17 m, sb

undiscovered Cu, Ni, V, Zn

undy Maficly oceanic

- anomalous As, Sb on ridge crest
- high background Cu Ni