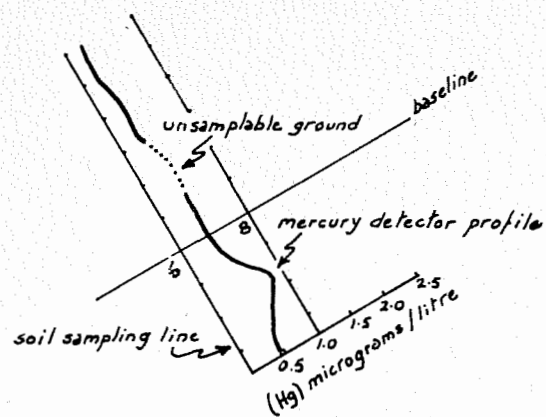


EXPLANATION



Profile Scale

1 inch to 2.5 micrograms/litre

Soil sampling interval 100 feet

Sampling line interval 200 feet

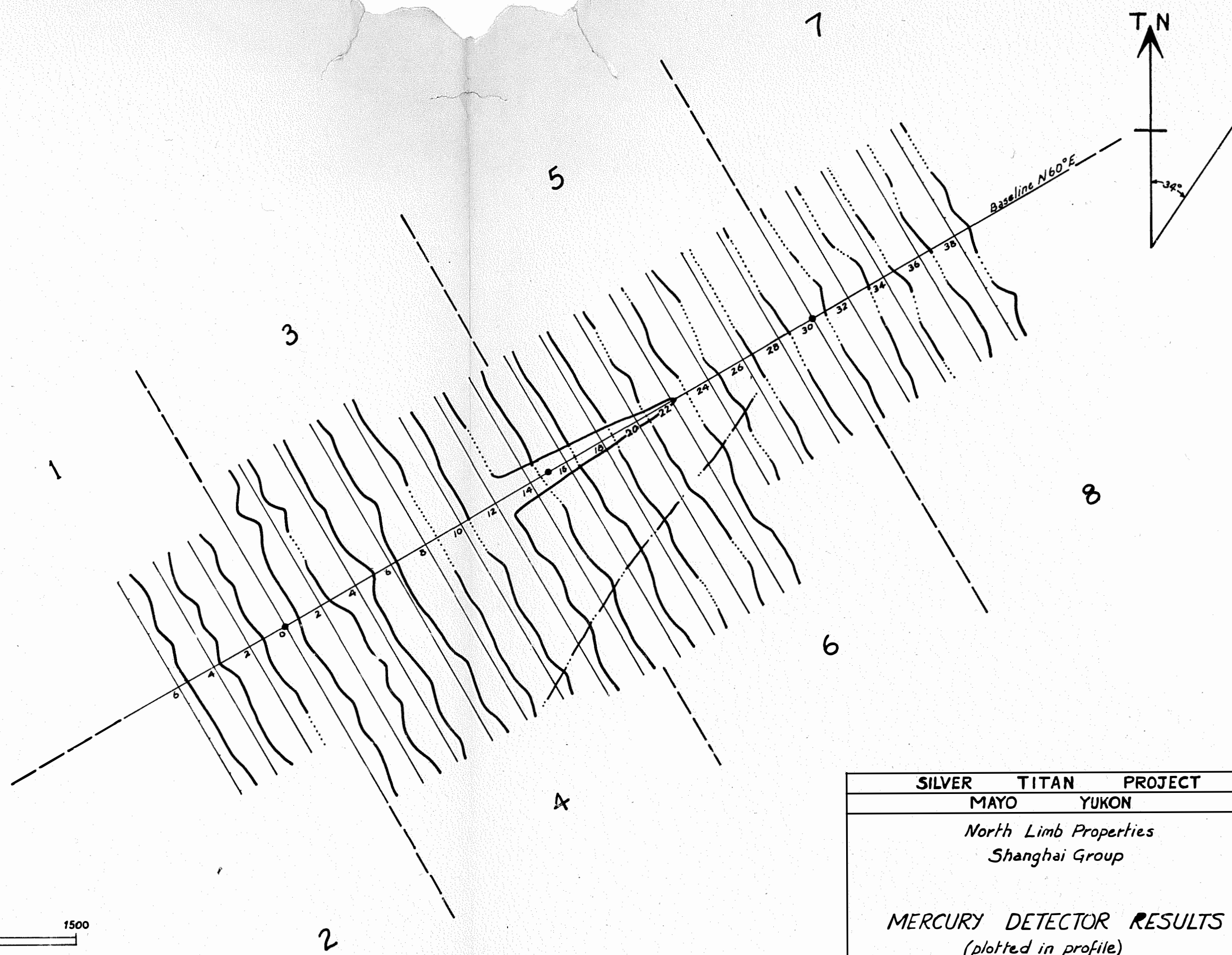
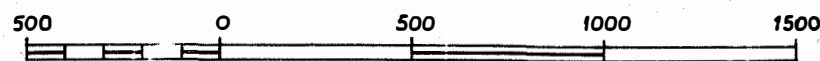
Background Values .25 mgm/l.

Threshold Values .50 mgm/l.

Slightly anomalous trend -----

SCALE

1 inch to 500 feet



SILVER TITAN PROJECT	
MAYO YUKON	
North Limb Properties Shanghai Group	
MERCURY DETECTOR RESULTS (plotted in profile)	
007426	
Sampled by	M.O. Hampton, J.S. Brock & R. Fraser
Compiled by	M.O. Hampton, J.S. Brock & D.L. Seymour
Drafted by	D.L. Seymour
Date	11 July, 1963