

Line 154

46450N

Drill Hole # 171-2

Lynn Property

1" = 50'


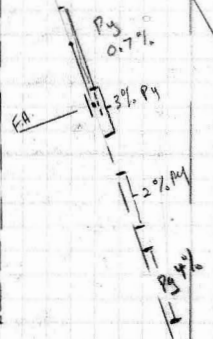
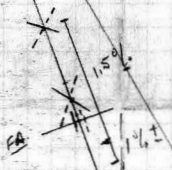
JCI

Incl. -60°

Hole defl. at 200' = 70°

Center of Gravity

Incl. -70°



007686

1" = 500'