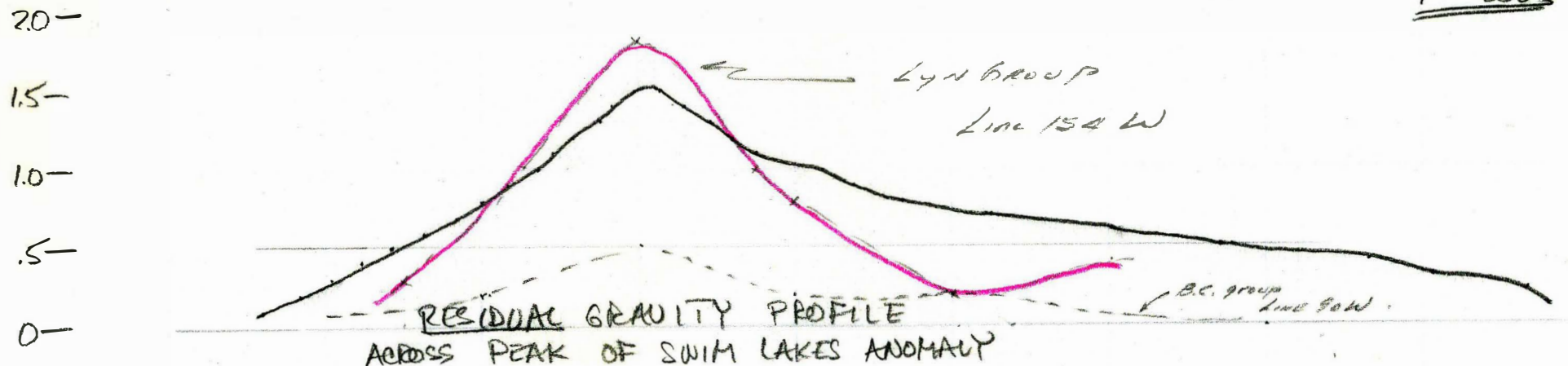


.1 .2 .3 .4 .5 .6 .7 .8 .9 1.0 1.1 1.2 1.3 1.4 1.5 1.6 1.7 1.8 1.9 2.0 2.1

SWIM LAKES

008683

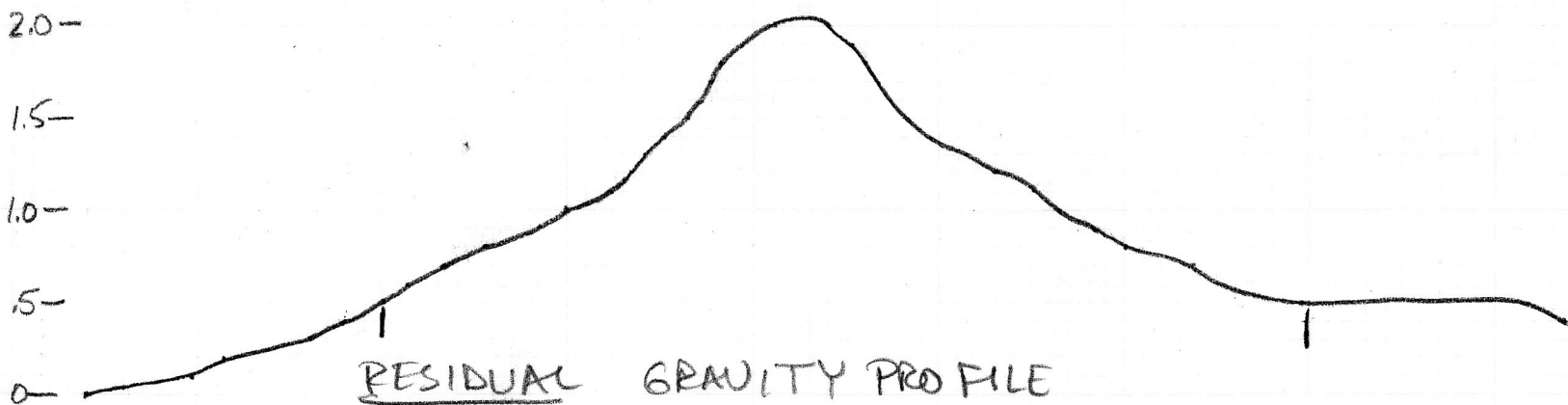
1" = 200'




0 1 2 3 4 5 6 7 8 9 10 11 12 13 14 15 16 17 18 19 20 21 22 23 24 25 26 27 28 29 30 31 32 33 34

VANGORDA

1" = 200'

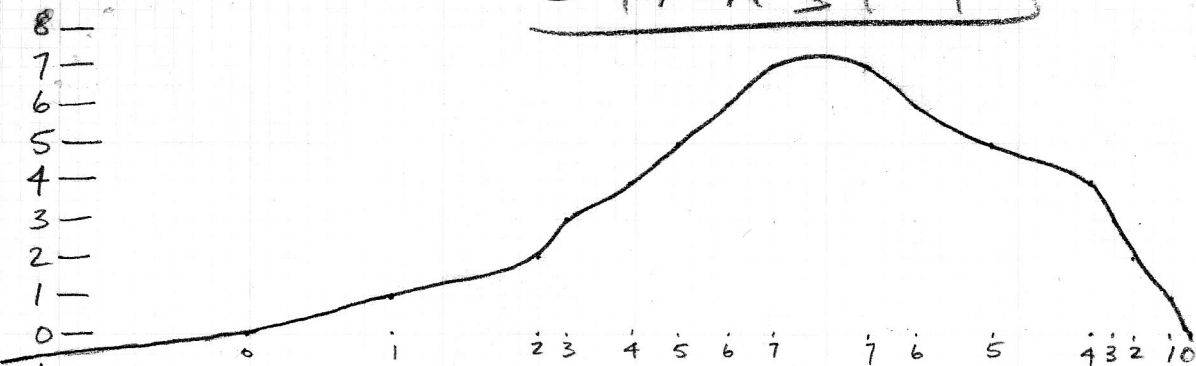


RESIDUAL GRAVITY PROFILE
ACROSS PEAK OF VANGORDA ANOMALY




CROSS-SECTION THROUGH CENTER
OF VANGORDA ORE BODY.

DYNASTY



1" = 200'

BOUGUER GRAVITY PROFILE
ACROSS PEAK OF FARO ANOMALY



CROSS-SECTION THRU CENTER OF
FARO ORE BODY