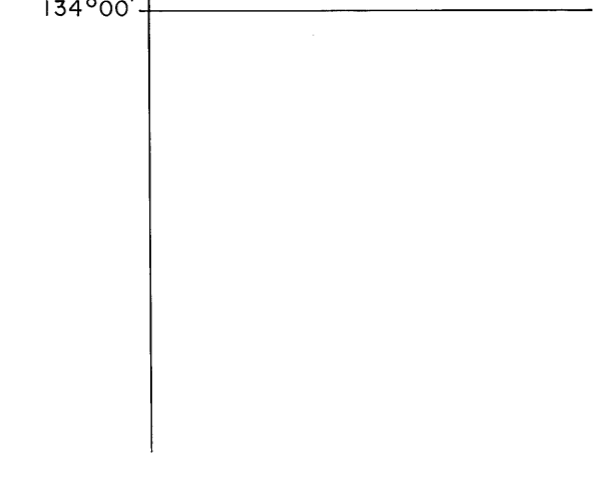



134°00'



135°30'




62°30'

134°00'

62°30'

135°30'



105 - K - 12 010282

D₂ - Post D₂ Structural Map