

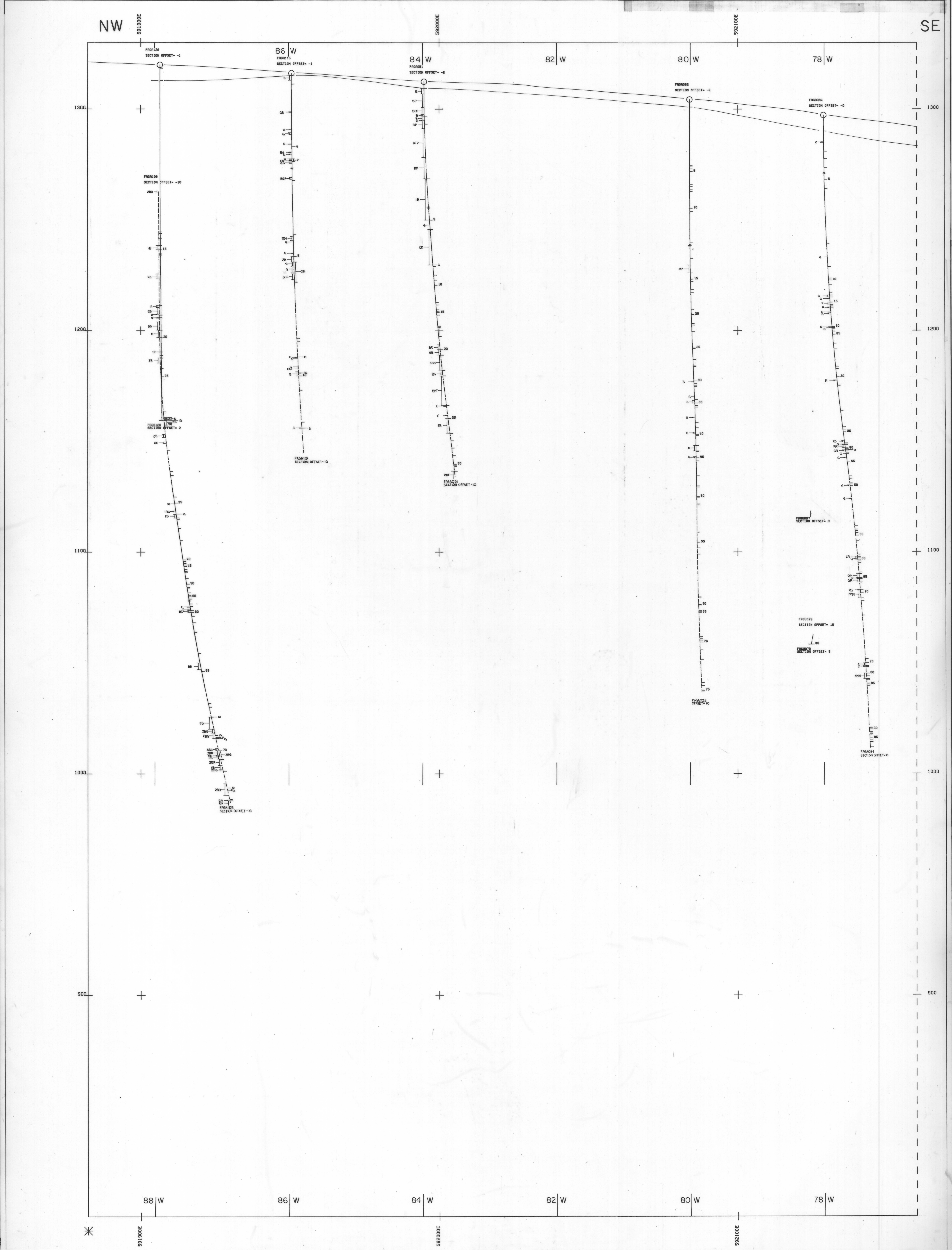


GRUM DEPOSIT
SECTION: OON
PANEL: 1
FAULT FEATURES

010955



SCALE: 500 METRES		CYPRUS ANVIL MINING CORPORATION	
DRAWN BY: PROSOPH DIOGYS		GRUM	
PLANE CORRECTION: 40		VERTICAL CROSS SECTION OON	
42 DEG VIEW AZIMUTH		132 DEG PROFILE	
COORDINATE SYSTEM: U.T.M.		PANEL NO:	1



INDEX		
SHEET 1	SHEET 2	SHEET 3

INTERPRETED BY	DATE	DRAWN BY	DATE

CYPRUS ANVIL MINING CORPORATION	
GRUM DEPOSIT	
SCALE: 1:500 metric	FIGURE NO.