

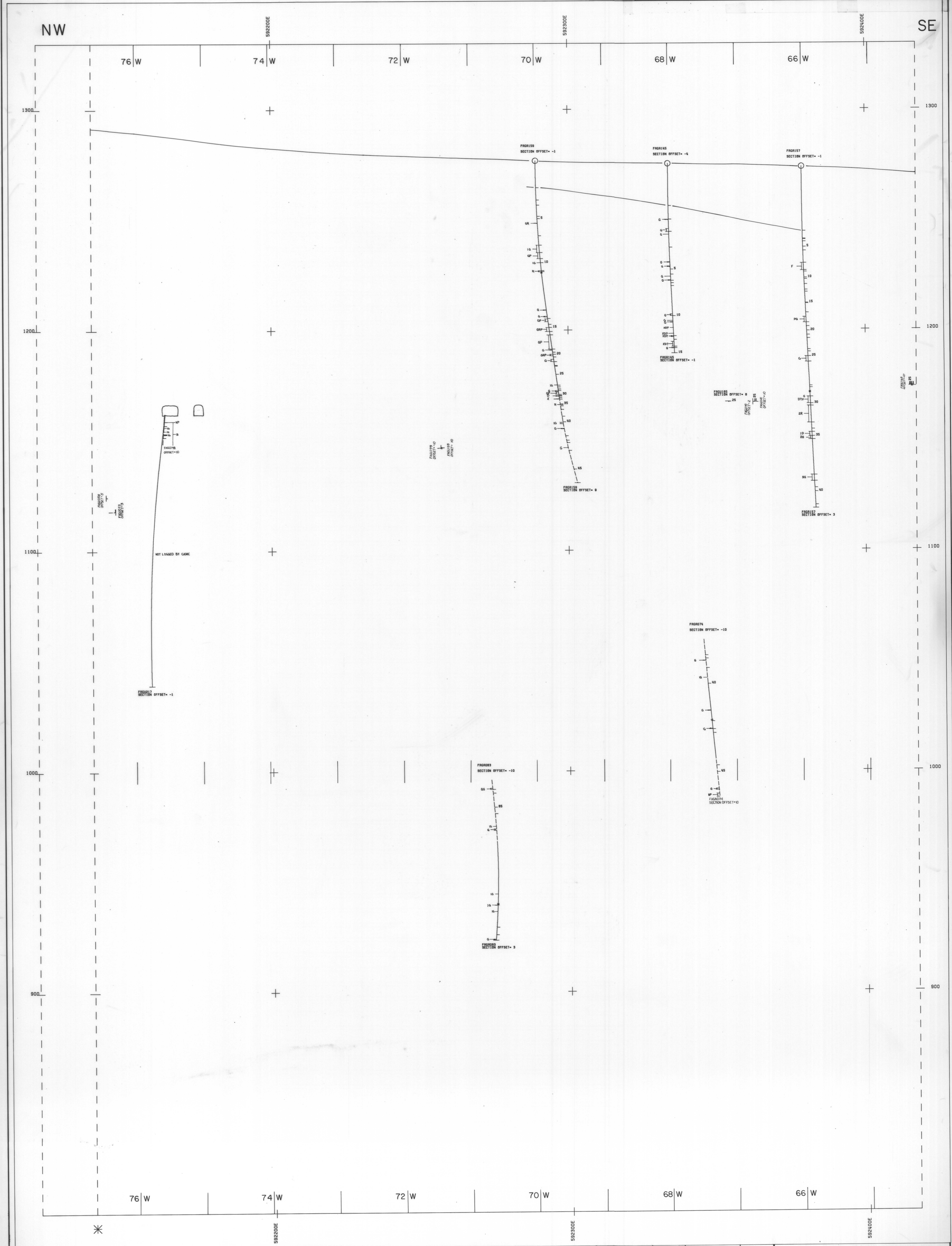


GRUM DEPOSIT
SECTION: 1S
PANEL: 2
FAULT FEATURES

010966



SCALE: 500 UNITS, METRES	CYPRUS ANVIL MINING CORPORATION
DRAWN BY: PROGRAM DIB70	GRUM
PLANE CORRECTION: W0	VERTICAL CROSS SECTION 01S
3 DEG CORN: 0:30 PM	42 DEG VIEW AZIMUTH
COORDINATE SYSTEM: U. T. M.	132 DEG PROFILE
PANEL NO: 2	



INDEX

SHEET 1	SHEET 2	SHEET 3
---------	---------	---------

INTERPRETED BY	DATE	DRAWN BY	DATE	CYPRUS ANVIL MINING CORPORATION
				GRUM DEPOSIT
				SCALE: 1:500 metric
				FIGURE NO.