



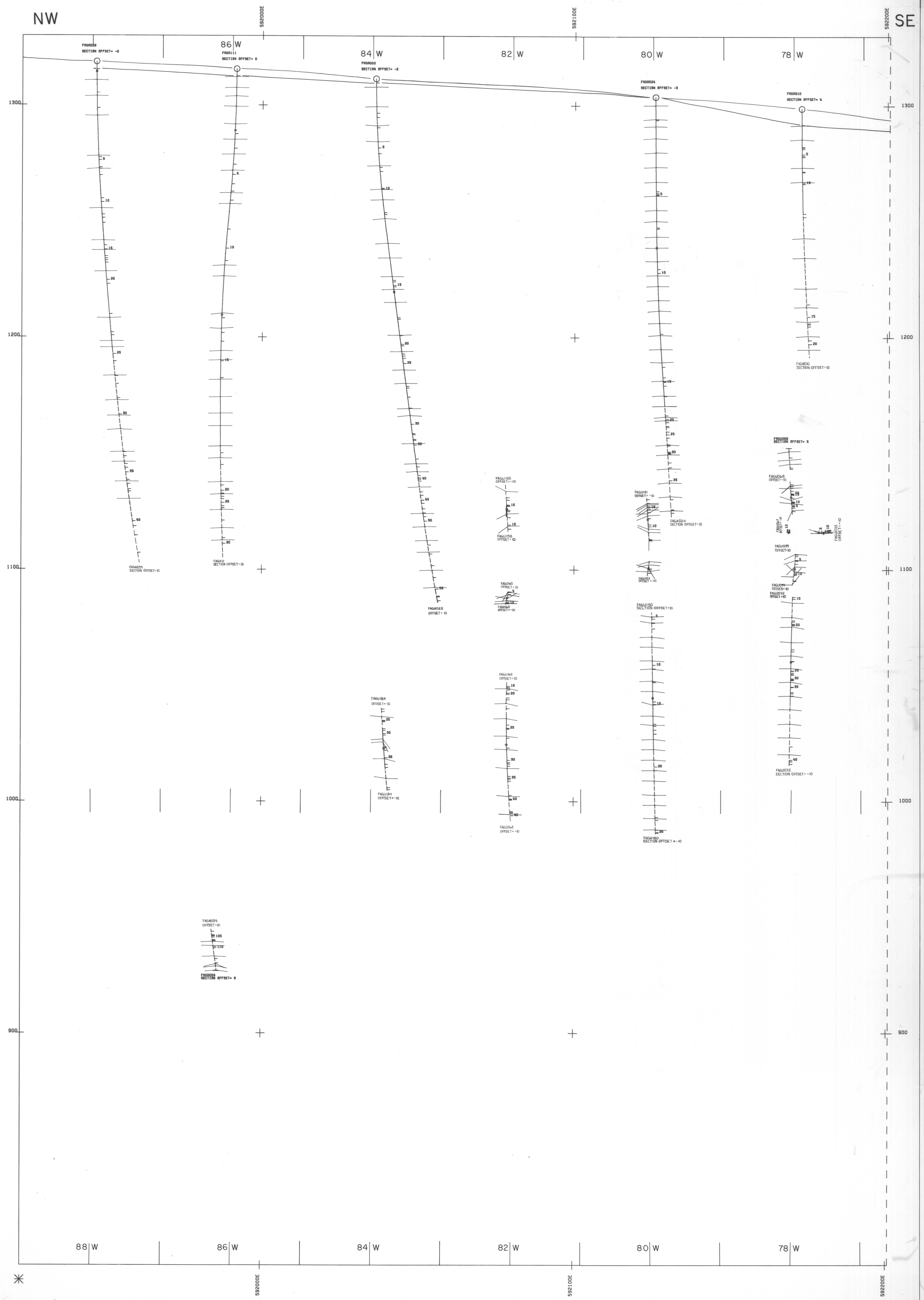
GRUM DEPOSIT
SECTION: 02N
PANEL: 1
S₂ STRUCTURE

010974



SCALE: 500 UNITS, METRES
DRAWN BY: PANDAN DHOYO
PLANE CONNECTION: 40
1:50 SEC. INCL. - 2:15 PM
COORDINATE SYSTEM: U. T. M.

CYPRUS ANVIL MINING CORPORATION
GRUM
VERTICAL CROSS SECTION 02N
42 DEG VIEW AZIMUTH 132 DEG PROFILE



INDEX		
SHEET 1	SHEET 2	SHEET 3

INTERPRETED BY	DATE	DRAWN BY	DATE

CYPRUS ANVIL MINING CORPORATION	
GRUM DEPOSIT	
SCALE: 1:500 metric	FIGURE NO.