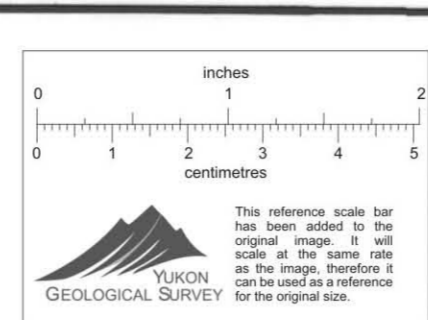
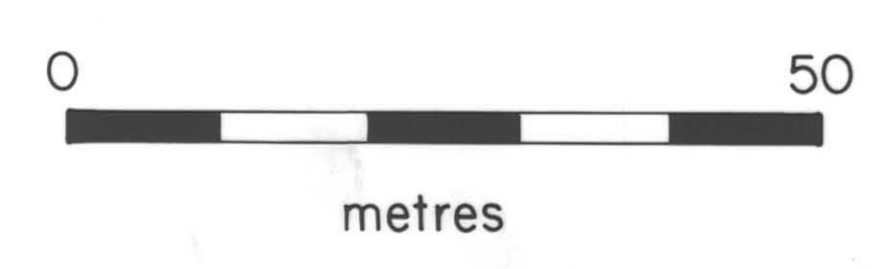
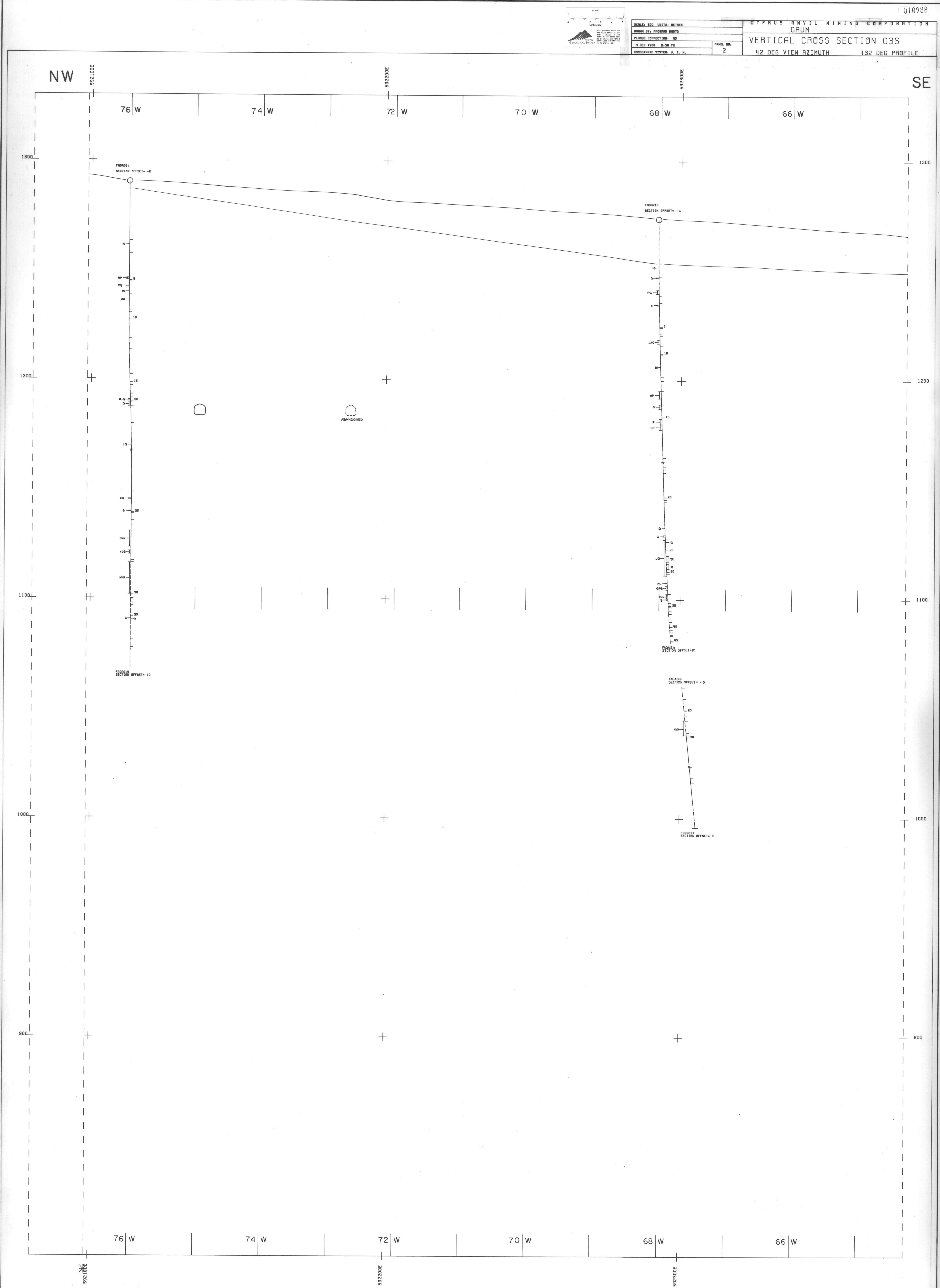


GRUM DEPOSIT  
SECTION: 3S  
PANEL: 2  
FAULT FEATURES

010988



SCALE: 500 METRES		CYPRUS ANVIL MINING CORPORATION	
DRAWN BY: P. DIMITRIADIS		GRUM	
PLUNGE CORRECTION: NO		VERTICAL CROSS SECTION 03S	
DATE: 1988 21.08 PM		42 DEG VIEW AZIMUTH 192 DEG PROFILE	
COORDINATE SYSTEM: G. T. M.		PANEL NO: 2	



INDEX

SHEET 1	SHEET 2	SHEET 3
---------	---------	---------

INTERPRETED BY	DATE	DRAWN BY	DATE	CYPRUS ANVIL MINING CORPORATION
				GRUM DEPOSIT
				SCALE: 1:500 metric
				FIGURE NO.