


GRUM DEPOSIT  
SECTION: 4S  
PANEL: 1  
S<sub>2</sub> STRUCTURE

010994

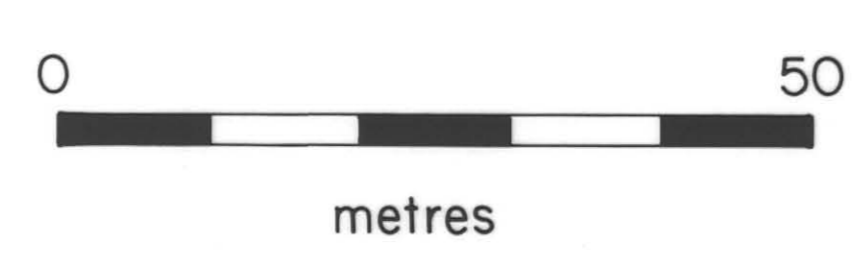



SCALE: 500 UNITS, METRES  
DRAWN BY: PRODRAS SHEDD  
PLUME CONNECTION: NS  
10 DEC 1988 1:50 PM  
COORDINATE SYSTEM: U. T. M.

CYPRUS ANVIL MINING CORPORATION  
GRUM  
VERTICAL CROSS SECTION 04S  
42 DEG VIEW AZIMUTH 132 DEG PROFILE

NW

SE



INDEX

SHEET 1	SHEET 2	SHEET 3
---------	---------	---------

INTERPRETED BY	DATE	DRAWN BY	DATE

CYPRUS ANVIL MINING CORPORATION  
GRUM DEPOSIT  
SCALE: 1:500 metric  
FIGURE NO.