


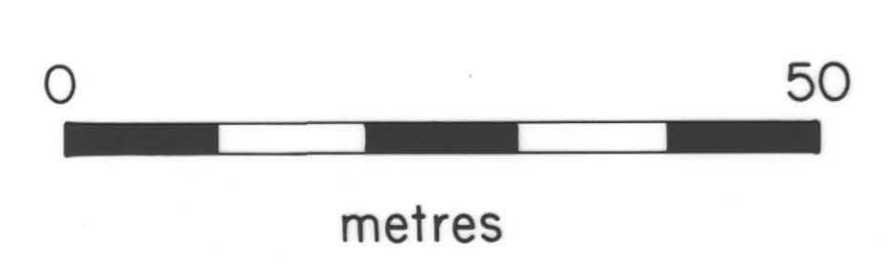
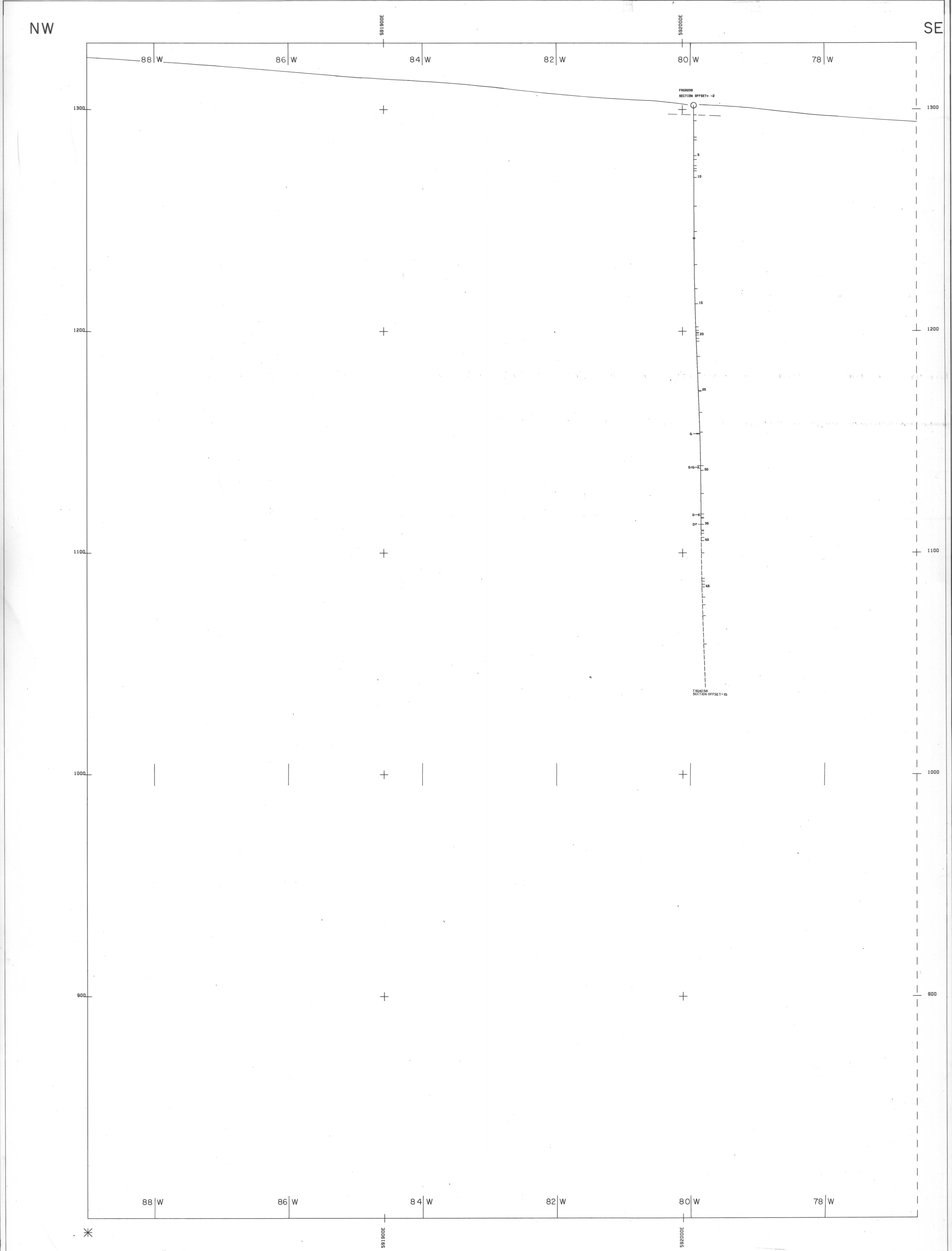
GRUM DEPOSIT
 SECTION : 45
 PANEL : 1
 FAULT FEATURES

011000



SCALE: 500 UNITS: METRES
 DRAWN BY: PRODRON DIMITROU
 PLANNED CONNECTION: 40
 10 DEC 1998 1:28 PM
 COORDINATE SYSTEM: G. T. M.

CYPRUS ANVIL MINING CORPORATION
 GRUM
 VERTICAL CROSS SECTION 045
 42 DEG VIEW AZIMUTH 132 DEG PROFILE



INDEX

SHEET 1	SHEET 2	SHEET 3
---------	---------	---------

INTERPRETED BY	DATE	DRAWN BY	DATE

CYPRUS ANVIL MINING CORPORATION
 GRUM DEPOSIT
 SCALE: 1:500 metric
 FIGURE NO.