
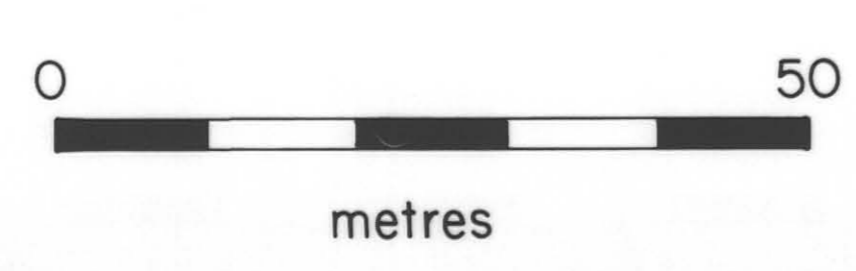



GRUM DEPOSIT  
SECTION: 05 W  
PANEL: 1  
S<sub>2</sub> STRUCTURE

011004

	SCALE: 500 UNITS: METRES DRAWN BY: PABSON SHOTO PLUMED CONNECTION: NS 10 DEC 1998 1:09 PM COORDINATE SYSTEM: S. T. N.	CYPRUS ANVIL MINING CORPORATION GRUM VERTICAL CROSS SECTION 05N 42 DEG VIEW AZIMUTH 132 DEG PROFILE
-------------------------------------------------------------------------------------	-----------------------------------------------------------------------------------------------------------------------------------	--------------------------------------------------------------------------------------------------------------



INDEX		
SHEET 1	SHEET 2	SHEET 3

INTERPRETED BY	DATE	DRAWN BY	DATE	CYPRUS ANVIL MINING CORPORATION GRUM DEPOSIT

SCALE: 1:500 metric      FIGURE NO.