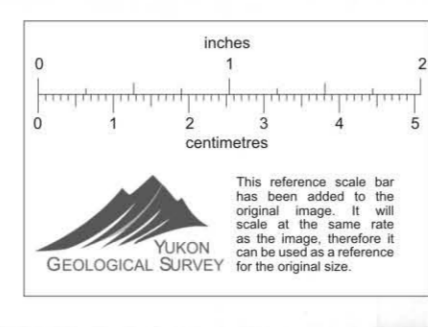



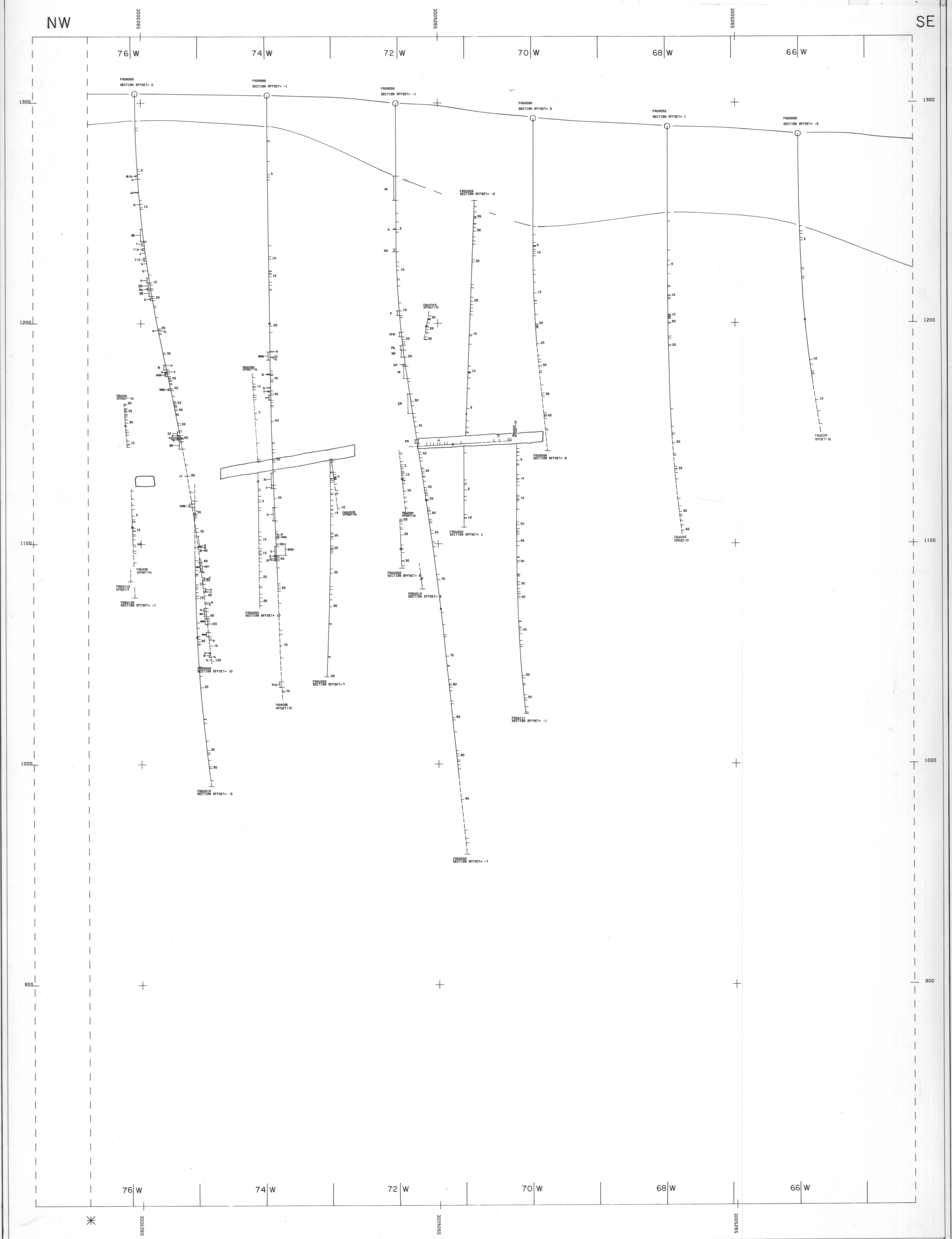
GRUM DEPOSIT  
SECTION: 06N  
PANEL: 2  
FAULT FEATURES

011020



SCALE: 500 UNITS, METRES  
DRAWN BY: PROGRAM 01070  
PLANNED CONNECTION: NB  
27 NOV 1984 11:29 PM  
COMPILED BY: S. T. M.

CYPRUS ANVIL MINING CORPORATION  
GRUM  
VERTICAL CROSS SECTION 06N  
42 DEG VIEW AZIMUTH 132 DEG PROFILE



INDEX

SHEET 1	SHEET 2	SHEET 3
---------	---------	---------

INTERPRETED BY	DATE	DRAWN BY	DATE	CYPRUS ANVIL MINING CORPORATION
				GRUM DEPOSIT
				SCALE: 1:500 metric
				FIGURE NO.