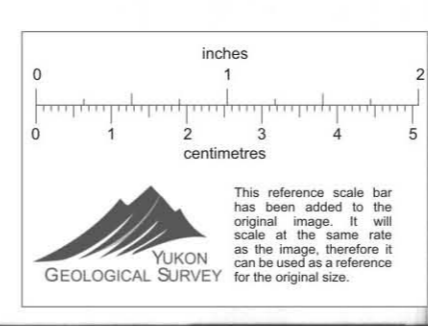


GRUM DEPOSIT  
SECTION: 9N  
PANEL: 1  
FAULT FEATURES

011038


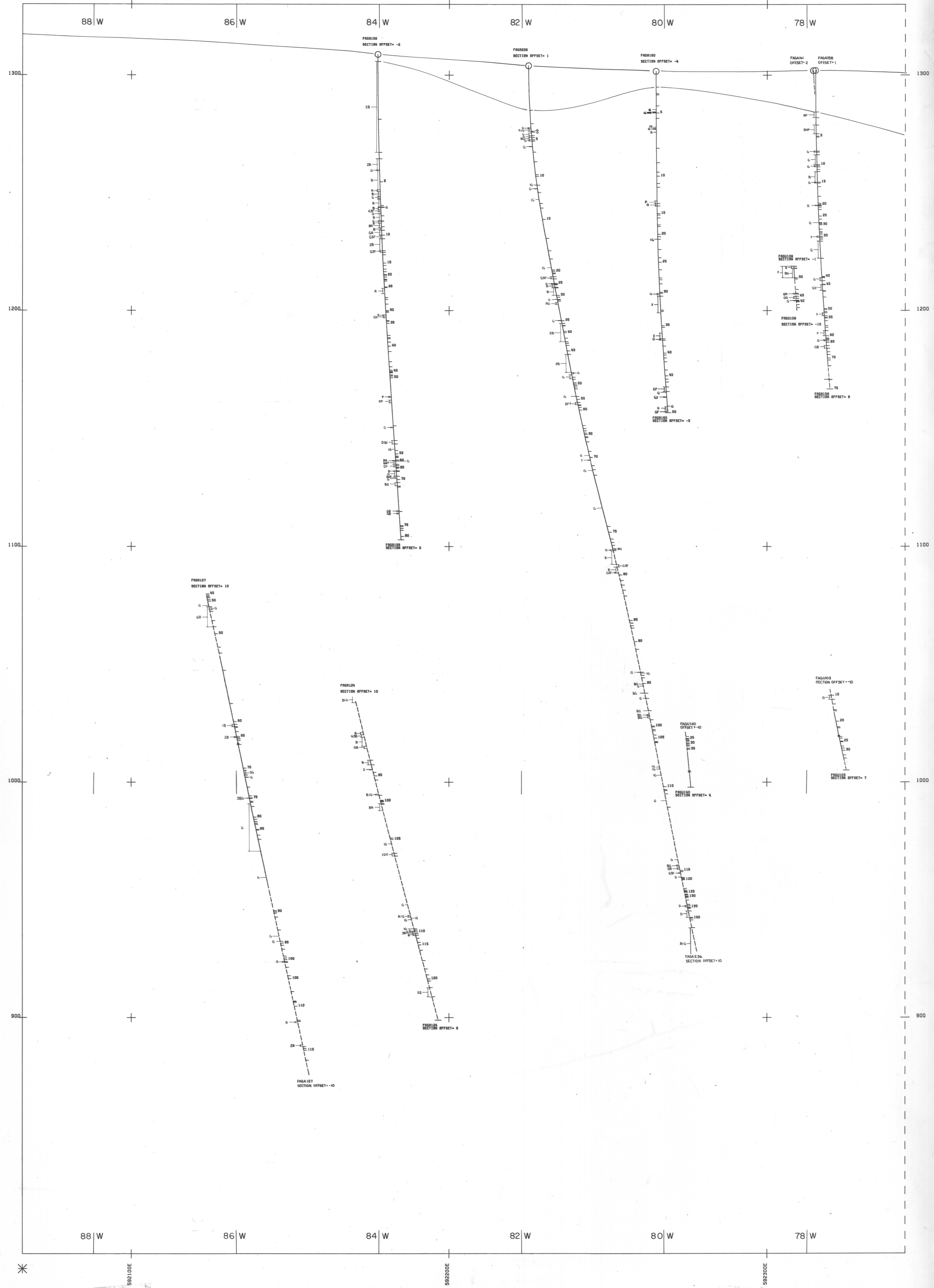


SCALE: 500 METRES  
DRAWN BY: P. P. P. P.  
10 DEC 1994 10:00 AM  
CYPRUS ANVIL MINING CORPORATION

CYPRUS ANVIL MINING CORPORATION  
GRUM  
VERTICAL CROSS SECTION 09N  
42 DEG VIEW AZIMUTH 132 DEG PROFILE

NW

SE



INDEX

|         |         |         |
|---------|---------|---------|
| SHEET 1 | SHEET 2 | SHEET 3 |
|---------|---------|---------|

| INTERPRETED BY | DATE | DRAWN BY | DATE |
|----------------|------|----------|------|
|                |      |          |      |
|                |      |          |      |
|                |      |          |      |
|                |      |          |      |

CYPRUS ANVIL MINING CORPORATION  
GRUM DEPOSIT  
SCALE: 1:500 metric  
FIGURE NO.