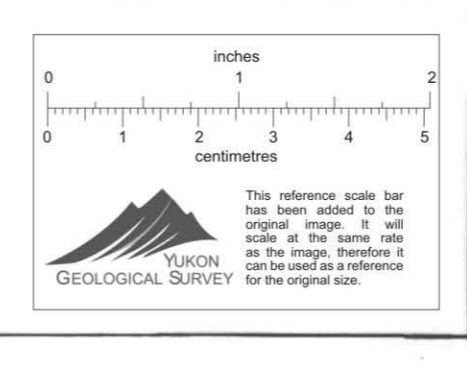
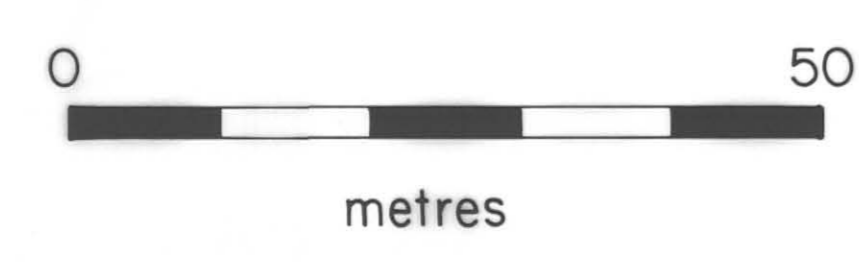



011135



SCALE: 500 METRES		CYPRUS ANVIL MINING CORPORATION	
DRAWN BY: PROSOPH DIMITO		GRUM	
PLUNGE CONNECTION: PLUNGE: 11 TREND: 312		VERTICAL CROSS SECTION 73W	
12 OCT 1996 14:57 PM		PANEL NO: 1	
COORDINATE SYSTEM: U. T. M.		312 DEG VIEW AZIMUTH 42 DEG PROFILE	



INDEX

SHEET 1	SHEET 2	SHEET 3
---------	---------	---------

INTERPRETED BY	DATE	DRAWN BY	DATE

CYPRUS ANVIL MINING CORPORATION	
GRUM DEPOSIT	
SCALE: 1:500 metric	FIGURE NO.