
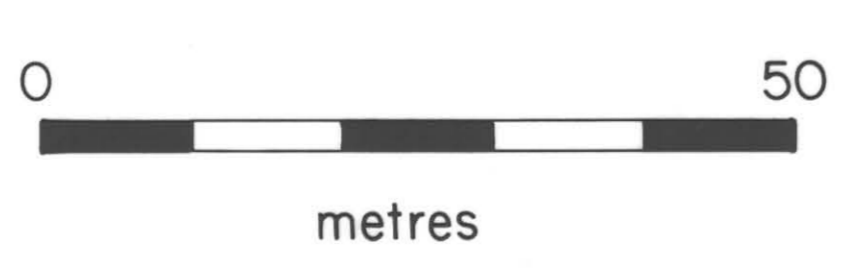



011138



SCALE: 500 UNITS, METRES  
DRAWN BY: P. G. S. 11/83  
PLUMBER CONNECTION: PLUMBER, 11 TRENDS, 212  
27 MAY 1984 - 11:50 AM  
PANEL NO.: 2  
CYPRUS ANVIL MINING CORPORATION  
GRUM  
VERTICAL CROSS SECTION 74W  
312 DEG VIEW AZIMUTH 42 DEG PROFILE



INDEX

SHEET 1	SHEET 2	SHEET 3
---------	---------	---------

INTERPRETED BY	DATE	DRAWN BY	DATE

CYPRUS ANVIL MINING CORPORATION  
GRUM DEPOSIT

SCALE: 1:500 metric

FIGURE NO.