




STATION INTERVAL

-  400' x 100'
-  800' x 100'
-  1000' x 100'

KANGAROO EXPLORATION CORPORATION	
MT. MYE PROSPECT	
SURVEY COVERAGE STATUS	
GEOPHYSICS	
GRAVITY	
FIGURE 10	SCALE 1" = 1 Mile
JANUARY 1974	

012089