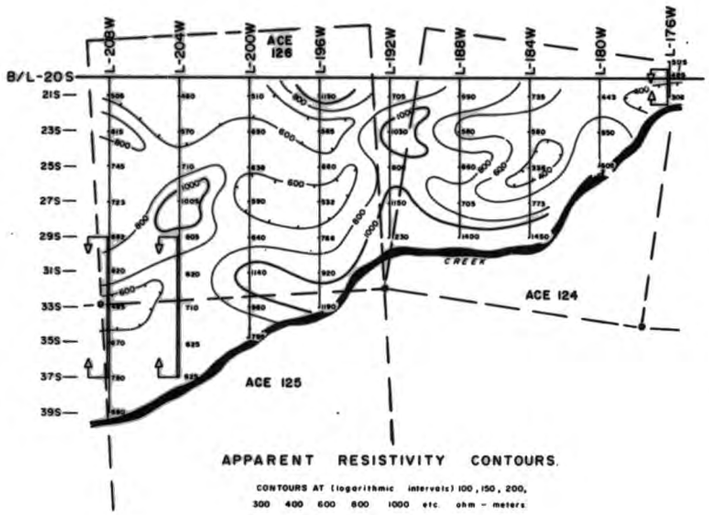

APPARENT RESISTIVITY CONTOURS.

CONTOURS AT (logarithmic intervals) 100, 150, 200, 300 400 600 800 1000 etc. ohm - meters.

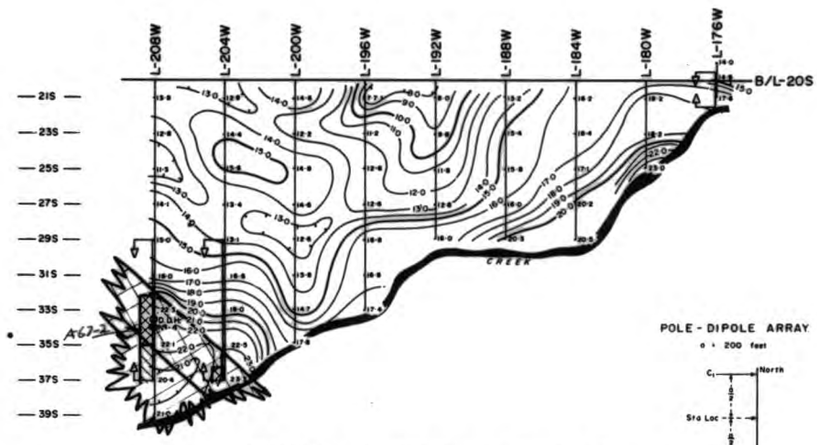

3

APPARENT CHARGEABILITY CONTOURS WITH INTERPRETATION.

CONTOUR INTERVAL 1·0 milliseconds.

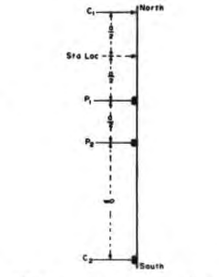

NOTE Configuration Reversed (C₁ to the South) On Lines 176W & 208W

ZONE-"A"

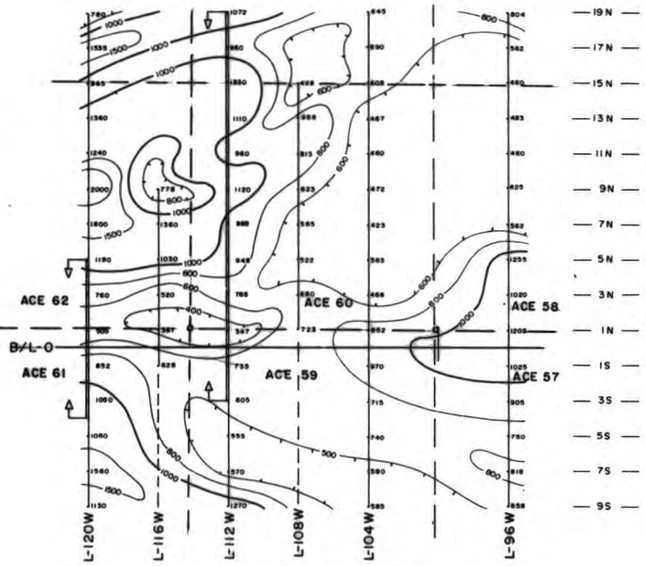

APPARENT RESISTIVITY CONTOURS.

CONTOURS AT (logarithmic intervals) 100, 150, 200, 300, 400, 600, 800, 1000 etc ohm - meters.

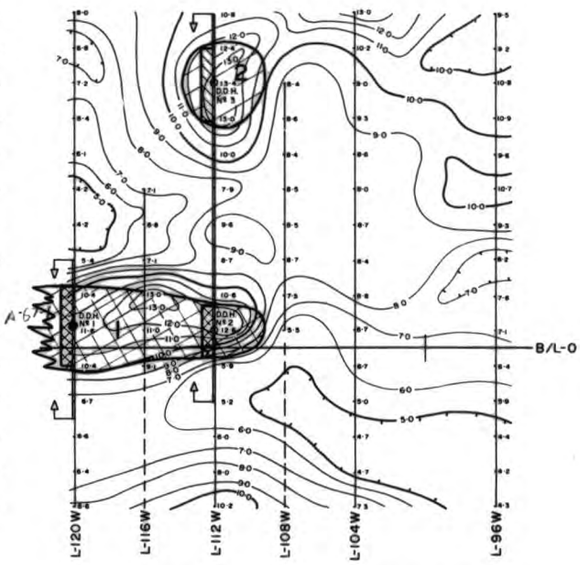

APPARENT CHARGEABILITY CONTOURS WITH INTERPRETATION.

CONTOUR INTERVAL 1·0 milliseconds

ZONE-"B"

N

LEGEND

- Outline of Interpreted Anomalous Body.
- Section of Anomaly that was Detailed Showing Stronger & Weaker Anomalous Zones.
- VERTICAL / HORIZONTAL — Recommended D.D. Holes.
- Distance of Line Covered by Detail

INDUCED POLARIZATION SURVEY.

ANVIL MINING CORPORATION LIMITED.

(ACE GRIDS.)

WHITEHORSE MINING DISTRICT, - Y. T.

SCALE : 1 inch = 400 feet

To accompany report by R.K. Watson

R.K. Watson, B.A.Sc., P.Eng., Geophysicist.

HUNTEC LIMITED, Vancouver, Canada - Aug, 1967.

PH-666/67

012100

PLATE - I