

013187  
Carmacks

REGIONAL STREAM SEDIMENT AND WATER GEOCHEMICAL RECONNAISSANCE DATA, YUKON 1985, GSC-OF 1220, NGR 85-1985, NTS 1151

```
*****  
*  
* OPEN FILE 1220 *  
*  
*****
```

	PAGE
SURVEY NOTES	1
DATA LIST	12
SUMMARY STATISTICS	58

GEOLOGICAL SURVEY OF CANADA OPEN FILE 1220.  
REGIONAL STREAM SEDIMENT AND WATER GEOCHEMICAL RECONNAISSANCE DATA,  
SOUTHERN YUKON 1985, NTS 115I.

OPEN FILE 1220 IS ONE OF FOUR OPEN FILES RELEASED IN 1986(1217, 1218, 1219, 1220)  
COVERING NTS 105C, 105D, 115H AND 115I RESPECTIVELY.

THE RECONNAISSANCE SURVEY WAS UNDERTAKEN BY THE GEOLOGICAL SURVEY OF CANADA IN  
CONJUNCTION WITH THE DEPARTMENT OF INDIAN AFFAIRS AND NORTHERN DEVELOPMENT,  
AND THE GOVERNMENT OF THE YUKON UNDER THE CANADA-YUKON MINERAL DEVELOPMENT  
AGREEMENT (1985-1989).

E.H.W. HORN BROOK DIRECTED THE GEOLOGICAL SURVEY OF CANADA ACTIVITIES.

P.W.B. FRISKE COORDINATED THE OPERATIONAL ACTIVITIES OF THE CONTRACTING  
AND GEOLOGICAL SURVEY OF CANADA STAFF THROUGHOUT THE SURVEY.

CONTRACTS LET FOR COLLECTION, SAMPLE PREPARATION AND ANALYSIS WERE THE  
RESPONSIBILITY OF, AND WERE SUPERVISED AND/OR MONITORED BY THE STAFF OF THE  
RESOURCE GEOCHEMISTRY SUBDIVISION AS FOLLOWS:

COLLECTION: - RDGERS EXPLORATION SERVICES, YUKON  
- P.W.B. FRISKE, H.R. SCHMITT  
- W.D. GODDFELLOW LET THE CONTRACT AND WITH BRENT MCINNES  
ASSISTED IN MONITORING FIELD OPERATIONS.

PREPARATION: - GOLDER ASSOCIATES, OTTAWA, ONTARIO  
- J.J. LYNCH

ANALYSIS: - BARRINGER MAGENTA LTD., REXDALE, ONTARIO  
- BARRINGER MAGENTA (ALBERTA) LTD., CALGARY, ALBERTA  
- CHEMEX LABS LTD., NORTH VANCOUVER, B.C.  
- J.J. LYNCH

H.R. SCHMITT AND N.G. LUND COORDINATED OPEN FILE PRODUCTION.

B.E. ELLIOTT WAS RESPONSIBLE FOR DATA MANAGEMENT AND FOR THE PREPARATION  
OF THE REGIONAL TREND MARGINAL MAPS UTILIZING A PROGRAM DEVELOPED BY  
D. J. ELLWOOD.

J. YELLE SUPERVISED MAP PREPARATION.

COMPUTING AND PLOTTING FACILITIES WERE PROVIDED BY THE COMPUTER SCIENCE  
CENTER, E.M.R.

OPEN FILE TEXT WAS MANUFACTURED BY K.G. CAMPBELL CORPORATION LASER PRINTING,  
OTTAWA

HELICOPTER AND TRUCK SUPPORTED SAMPLE COLLECTION WAS CARRIED OUT DURING  
THE SUMMER OF 1985.  
STREAM SEDIMENT AND WATER SAMPLES WERE COLLECTED AT AN AVERAGE DENSITY OF ONE  
SAMPLE PER 13 SQUARE KILOMETERS THROUGHOUT THE 11,500 SQUARE KILOMETERS OF THE  
SURVEY AREA (115I).

SAMPLE SITE DUPLICATE SAMPLES WERE ROUTINELY COLLECTED IN EACH ANALYTICAL BLOCK OF TWENTY SAMPLES.

IN OTTAWA, FIELD DRIED SAMPLES WERE AIR-DRIED, SIEVED THROUGH AN 80 MESH SCREEN AND BALL MILLED. THE BALL MILLED FRACTION WAS USED FOR SUBSEQUENT ANALYSES.

AT THIS TIME, CONTROL REFERENCE AND BLIND DUPLICATE SAMPLES WERE INSERTED INTO EACH BLOCK OF TWENTY SEDIMENT SAMPLES. FOR THE WATER SAMPLES, ONLY CONTROL REFERENCE SAMPLES WERE INSERTED INTO THE BLOCK. THERE WERE NO BLIND DUPLICATE WATER SAMPLES.

ON RECEIPT, FIELD AND ANALYTICAL DATA WERE PROCESSED WITH THE AID OF COMPUTERS.

THE FIELD DATA WERE RECORDED BY THE FIELD CONTRACT STAFF ON STANDARD STREAM WATER AND SEDIMENT FIELD CARDS (REV. 74) USED BY THE GEOLOGICAL SURVEY OF CANADA (GARRETT, 1974).

THE SAMPLE SITE POSITIONS WERE MARKED ON APPROPRIATE 1/50,000 SCALE NTS MAPS IN THE FIELD, AND LATER TRANSFERRED TO 1/250,000 SCALE NTS MAPS.

THESE MAPS WERE DIGITIZED AT THE GEOLOGICAL SURVEY IN OTTAWA TO OBTAIN THE SAMPLE SITE UTM COORDINATES.

THE SAMPLE SITE COORDINATES WERE CHECKED AS FOLLOWS: A SAMPLE LOCATION MAP WAS PRODUCED ON A CALCOMP 1051 DRUM PLOTTER USING THE DIGITIZED COORDINATES; THE FIELD CONTRACTOR'S SAMPLE LOCATION MAP WAS THEN OVERLAYED WITH THE CALCOMP MAP; THE TWO SETS OF POINTS WERE CHECKED FOR COINCIDENCE. THE DOMINANT ROCK TYPES IN THE STREAM CATCHMENT BASINS WERE IDENTIFIED ON APPROPRIATE GEOLOGICAL MAPS USED AS THE BEDROCK GEOLOGICAL BASE ON RGR MAPS.

THOROUGH INSPECTIONS OF THE FIELD AND ANALYTICAL DATA WERE MADE TO CHECK FOR ANY MISSING INFORMATION AND/OR GROSS ERRORS.

QUALITY CONTROL AND MONITORING OF THE GEOCHEMICAL DATA WAS UNDERTAKEN BY A STANDARD METHOD USED BY THE RESOURCE GEOCHEMISTRY SUBDIVISION AT THE GEOLOGICAL SURVEY OF CANADA.

FOR THE DETERMINATION OF ZN, CU, PB, NI, CO, AG, MN, FE, CD, AND AS A 1 GRAM SAMPLE WAS REACTED WITH 3 ML CONC. HNO<sub>3</sub> IN A TEST TUBE OVERNIGHT AT ROOM TEMPERATURE.

AFTER DIGESTION, THE TEST TUBE WAS IMMERSSED IN A HOT WATER BATH AT ROOM TEMPERATURE AND BROUGHT UP TO 90C AND HELD AT THIS TEMPERATURE FOR 30 MINUTES WITH PERIODIC SHAKING. 1 ML CONC. HCL WAS ADDED AND HEATING WAS CONTINUED FOR ANOTHER 90 MINUTES.

THE SAMPLE SOLUTION WAS THEN DILUTED TO 20 ML WITH METAL FREE WATER AND MIXED. ZN, CU, PB, NI, CO, AG, MN, FE AND CD WERE DETERMINED BY ATOMIC ABSORPTION SPECTROSCOPY USING AN AIR-ACETYLENE FLAME. BACKGROUND CORRECTIONS WERE MADE FOR PB, NI, CO, AG AND CD.

AS WAS DETERMINED BY ATOMIC ABSORPTION USING A HYDRIDE EVOLUTION METHOD WHEREIN THE HYDRIDE (ASH<sub>3</sub>) IS EVOLVED, PASSED THROUGH A HEATED QUARTZ TUBE IN THE LIGHT PATH OF AN ATOMIC ABSORPTION SPECTROPHOTOMETER. THE METHOD IS DESCRIBED BY ASLIN (1976).

MOLYBDENUM AND VANADIUM WERE DETERMINED BY ATOMIC ABSORPTION SPECTROSCOPY USING A NITROUS OXIDE ACETYLENE FLAME.  
A 0.5 GRAM SAMPLE WAS REACTED WITH 1.5 ML CONCENTRATED HNO<sub>3</sub> AT 90C FOR 30 MINUTES.  
AT THIS POINT 0.5 ML CONCENTRATED HCL WAS ADDED AND THE DIGESTION WAS CONTINUED AT 90C FOR AN ADDITIONAL 90 MINUTES.  
AFTER COOLING, 8 ML OF 1250 PPM AL SOLUTION WERE ADDED AND THE SAMPLE SOLUTION WAS DILUTED TO 10 ML BEFORE ASPIRATION.

MERCURY WAS DETERMINED BY THE HATCH AND OTT PROCEDURE WITH SOME MODIFICATIONS. THE METHOD IS DESCRIBED BY JONASSON ET AL. (1973).  
A 0.5 GRAM SAMPLE WAS REACTED WITH 20 ML CONCENTRATED HNO<sub>3</sub> AND 1 ML CONCENTRATED HCL IN A TEST-TUBE FOR 10 MINUTES AT ROOM TEMPERATURE PRIOR TO 2 HOURS OF DIGESTION WITH MIXING AT 90C IN A HOT WATER BATH.  
AFTER DIGESTION, THE SAMPLE SOLUTIONS WERE COOLED AND DILUTED TO 100 ML WITH METAL FREE WATER.  
THE HG PRESENT WAS REDUCED TO THE ELEMENTAL STATE BY THE ADDITION OF 10 ML 10% W/V SnSO<sub>4</sub> IN M H<sub>2</sub>SO<sub>4</sub>.  
THE HG VAPOUR WAS THEN FLUSHED BY A STREAM OF AIR INTO AN ABSORPTION CELL MOUNTED IN THE LIGHT PATH OF AN ATOMIC ABSORPTION SPECTROPHOTOMETER.  
ABSORPTION MEASUREMENTS WERE MADE AT 253.7 NM.

LOSS ON IGNITION WAS DETERMINED USING A 500 MG SAMPLE.  
THE SAMPLE, WEIGHED INTO 30 ML BEAKER, WAS PLACED IN A COLD MUFFLE FURNACE AND BROUGHT UP TO 500C OVER A PERIOD OF 2-3 HOURS.  
THE SAMPLE WAS LEFT AT THIS TEMPERATURE FOR 4 HOURS, THEN ALLOWED TO COOL TO ROOM TEMPERATURE FOR WEIGHING.

URANIUM WAS DETERMINED USING A NEUTRON ACTIVATION METHOD WITH DELAYED NEUTRON COUNTING.  
A DETAILED DESCRIPTION OF THE METHOD IS PROVIDED BY BOULANGER ET AL(1975). IN BRIEF, A 1 GRAM SAMPLE IS WEIGHED INTO A 7 DRAM POLYETHYLENE VIAL, CAPPED AND SEALED.  
THE IRRADIATION IS PROVIDED BY THE SLOWPOKE REACTOR WITH AN OPERATING FLUX OF  $5 \times 10^{11}$  NEUTRONS/SQ.CM./SEC.  
THE SAMPLES ARE PNEUMATICALLY TRANSFERRED FROM AN AUTOMATIC LOADER TO THE REACTOR, WHERE EACH SAMPLE IS IRRADIATED FOR 20 SECONDS.  
AFTER IRRADIATION, THE SAMPLE IS AGAIN TRANSFERRED PNEUMATICALLY TO THE COUNTING FACILITY WHERE AFTER A 10 SECOND DELAY THE SAMPLE IS COUNTED FOR 20 SECONDS WITH SIX BF<sub>3</sub> DETECTOR TUBES EMBEDDED IN PARAFFIN.  
FOLLOWING COUNTING, THE SAMPLES ARE AUTOMATICALLY EJECTED INTO A SHIELDED STORAGE CONTAINER.  
CALIBRATION IS CARRIED OUT TWICE A DAY AS A MINIMUM, USING NATURAL MATERIALS OF KNOWN URANIUM CONCENTRATION.

TUNGSTEN WAS DETERMINED AS FOLLOWS: A 0.2 GRAM SAMPLE OF STREAM SEDIMENT WAS FUSED WITH 1 GRAM K<sub>2</sub>S<sub>2</sub>O<sub>7</sub> IN A RIMLESS TEST TUBE AT 575C FOR 15 MINUTES IN A FURNACE. THE COOLED MELT WAS THEN LEACHED WITH 10 ML CONCENTRATED HCL IN A WATER BATH HEATED TO 85C. AFTER THE SOLUBLE MATERIAL HAD COMPLETELY DISSOLVED, THE INSOLUBLE MATERIAL WAS ALLOWED TO SETTLE AND AN ALIQUOT OF 5 ML WAS TRANSFERRED TO ANOTHER TEST TUBE. 5 ML OF 20% SNCL<sub>2</sub> SOLUTION WERE THEN ADDED TO THE SAMPLE ALIQUOT, MIXED AND HEATED FOR 10 MINUTES AT 85C IN A HOT WATER BATH. A 1 ML ALIQUOT OF DITHIOL SOLUTION ( 1% DITHIOL IN ISO-AMYL ACETATE ) WAS ADDED TO THE TEST SOLUTION AND THE TEST SOLUTION WAS THEN HEATED FOR 4-6 HOURS AT 80-85C IN A HOT WATER BATH. THE TEST SOLUTION WAS THEN REMOVED FROM THE HOT WATER BATH, COOLED AND 2.5 ML OF KEROSENE ADDED TO DISSOLVE THE GLOBULE. THE COLOUR INTENSITY OF THE KEROSENE SOLUTION WAS MEASURED AT 630 NM USING A SPECTROPHOTOMETER.  
A DETAILED DESCRIPTION OF THE METHOD IS GIVEN BY QUIN AND BROOKS(1972)

BARIUM WAS DETERMINED AS FOLLOWS: A 0.25 GRAM SAMPLE WAS HEATED WITH 5 ML CONC. HF, 5 ML CONC. HClO<sub>4</sub> AND 2 ML CONC. HNO<sub>3</sub> TO FUMES OF HClO<sub>4</sub>; 3 ML OF CONC. HClO<sub>4</sub> WERE ADDED AND HEATED TO LIGHT FUMES; 5 ML OF WATER WERE ADDED AND THE SOLUTION WAS TRANSFERRED TO A CALIBRATED TEST TUBE AND DILUTED TO 25 ML WITH WATER. BARIUM WAS DETERMINED BY ATOMIC ABSORPTION SPECTROSCOPY USING A NITROUS OXIDE ACETYLENE FLAME.

FLUORINE WAS DETERMINED IN STREAM SEDIMENTS AS DESCRIBED BY FICKLIN (1970). A 250 MG SAMPLE IS SINTERED WITH 1 GRAM OF A FLUX CONSISTING OF TWO PARTS BY WEIGHT SODIUM CARBONATE AND 1 PART BY WEIGHT POTASSIUM NITRATE. THE RESIDUE IS THEN LEACHED WITH WATER, THE SODIUM CARBONATE IS NEUTRALIZED WITH 10 ML 10% (W/V) CITRIC ACID AND THE RESULTING SOLUTION IS DILUTED TO 100 ML WITH WATER.  
THE PH OF THE RESULTING SOLUTION SHOULD BE FROM 5.5 TO 6.5.  
THE FLUORIDE CONTENT OF THE TEST SOLUTION IS THEN MEASURED USING A FLUORIDE ION ELECTRODE.  
STANDARD SOLUTIONS CONTAIN SODIUM CARBONATE AND CITRIC ACID IN THE SAME QUANTITIES AS THE SAMPLE SOLUTION.  
A DETECTION LIMIT OF 40 PPM IS ACHIEVED.

ANTIMONY WAS DETERMINED IN STREAM SEDIMENTS AS DESCRIBED BY (ASLIN, 1976). A 500 MG SAMPLE IS PLACED IN A TEST TUBE; 3 ML CONCENTRATED HNO<sub>3</sub> AND 9 ML CONCENTRATED HCL ARE ADDED AND THE MIXTURE IS ALLOWED TO STAND OVERNIGHT AT ROOM TEMPERATURE. THE MIXTURE IS HEATED SLOWLY TO 90C AND MAINTAINED AT THIS TEMPERATURE FOR AT LEAST 90 MINUTES.  
THE SOLUTION IS COOLED AND DILUTED TO 10 ML. A 400 MICRO L ALIQUOT OF THIS TEST SOLUTION IS REMOVED AND DILUTED TO 10 ML WITH 1.8M HCL. THE ANTIMONY IN AN ALIQUOT OF THIS DILUTE SOLUTION IS THEN DETERMINED BY HYDRIDE EVOLUTION-ATOMIC ABSORPTION SPECTROMETRY .

TIN IN STREAM SEDIMENTS WAS DETERMINED AS FOLLOWS: A 200 MG SAMPLE IS HEATED WITH NH<sub>4</sub>I; THE SUBLINED SNI<sub>4</sub> IS DISSOLVED IN ACID AND THE TIN DETERMINED BY HYDRIDE-ATOMIC ABSORPTION SPECTROMETRY.

GOLD WAS USUALLY DETERMINED ON A 10 GRAM STREAM SEDIMENT SAMPLE, ALTHOUGH DEPENDING ON THE AMOUNT OF SAMPLE AVAILABLE, LESSER WEIGHTS WERE SOMETIMES USED. THIS RESULTED IN A VARIABLE DETECTION LIMIT: 2 PPB FOR A 5 GRAM SAMPLE, 1 PPB FOR A 10 GRAM SAMPLE... THE SAMPLE WAS FUSED TO PRODUCE A LEAD BUTTON, COLLECTING ANY GOLD IN THE SAMPLE, WHICH WAS CUPELLED IN A MUFFLE FURNACE TO PRODUCE A SILVER(DORE) BEAD. THE SILVER BEADS WERE IRRADIATED IN A NEUTRON FLUX FOR 1 HOUR, COOLED FOR 4 HOURS, AND COUNTED BY GAMMA RAY SPECTROMETRY. CALIBRATION WAS CARRIED OUT USING STANDARD AND BLANK BEADS.

FLUORIDE IN STREAM WATER SAMPLES WAS DETERMINED USING A FLUORIDE ELECTRODE. PRIOR TO MEASUREMENT AN ALIQUOT OF THE SAMPLE WAS MIXED WITH AN EQUAL VOLUME OF TISAB II SOLUTION (TOTAL IONIC STRENGTH ADJUSTMENT BUFFER). THE TISAB II BUFFER SOLUTION IS PREPARED AS FOLLOWS: TO 50 ML METAL FREE WATER ADD 57 ML GLACIAL ACETIC ACID, 58 GM NaCl AND 4 GM CDTA (CYCLOHEXYLENE DINITRILE TETRAACETIC ACID). STIR TO DISSOLVE AND COOL TO ROOM TEMPERATURE. USING A PH METER, ADJUST THE PH BETWEEN 5.0 AND 5.5 BY SLOWLY ADDING 5 M NaOH SOLUTION. COOL AND DILUTE TO ONE LITER IN A VOLUMETRIC FLASK.

HYDROGEN ION ACTIVITY (PH) WAS MEASURED WITH A COMBINATION GLASS-CALMEL ELECTRODE AND A PH METER.

URANIUM IN WATERS WAS DETERMINED BY A LASER-INDUCED FLUOROMETRIC METHOD USING A SCINTREX UA-3 URANIUM ANALYSER. A COMPLEXING AGENT, KNOWN COMMERCIALY AS FLURAN AND COMPOSED OF SODIUM PYROPHOSPHATE AND SODIUM MONOPHOSPHATE, (HALL, G.E.M., 1979) IS ADDED TO PRODUCE THE URANYL PYROPHOSPHATE SPECIES WHICH FLUORESCES WHEN EXPOSED TO THE LASER. SINCE ORGANIC MATTER IN THE SAMPLE CAN CAUSE UNPREDICTABLE BEHAVIOUR, A STANDARD ADDITION METHOD WAS USED. FURTHER, THERE HAVE BEEN INSTANCES AT THE G.S.C. WHERE THE REACTION OF URANIUM WITH FLURAN IS EITHER DELAYED OR SLUGGISH; FOR THIS REASON AN ARBITRARY 24 HOUR TIME DELAY BETWEEN THE ADDITION OF THE FLURAN AND THE ACTUAL READING WAS INCORPORATED INTO THIS METHOD. IN PRACTICE, 500 UL OF FLURAN SOLUTION WERE ADDED TO A 5 ML SAMPLE AND ALLOWED TO STAND FOR 24 HOURS. AT THE END OF THIS PERIOD FLUORESCENCE READINGS WERE MADE WITH THE ADDITION OF 0.0, 0.2 AND 0.4 PPB U. FOR HIGH SAMPLES THE ADDITIONS WERE 0.0, 2.0 AND 4.0 (20 UL ALIQUOTS OF EITHER 55 DR 550 PPB U WERE USED). ALL READINGS WERE TAKEN AGAINST A SAMPLE BLANK.

THE FOLLOWING TABLES DISPLAY THE DATA RECORD FORMAT SPECIFICATIONS.  
 THE DETECTION LIMITS OF THE ANALYTICAL METHODS ARE GIVEN.  
 THE SECOND FIGURE UNDER THE DETECTION LIMIT HEADING IS USED  
 AS AN ARBITRARY SET VALUE IF THE RESULTS FALL BELOW THE  
 DETECTION LIMIT.(USUALLY 1/2 THE DETECTION LIMIT)

TABLE 1

FIELD	ELEMENT	CARD	COLUMNS
	MAP	1	01-06
	ID	1	07-12
	UTM ZONE	1	13-14
	UTM EAST (METER)	1	15-20
	UTM NORTH (METER)	1	21-27
	ROCK TYPE	1	28-31
	SAMPLE MATERIAL	1	32
	STREAM WIDTH (DECIMETER)	1	33-35
	STREAM DEPTH (DECIMETER)	1	36-38
	REPLICATE STATUS	1	39-40
	CONTAMINATION	1	41
	BANK TYPE	1	42
	WATER COLOUR	1	43
	FLOW RATE	1	44
	SEDIMENT COLOUR	1	45
	SAMPLE COMPOSITION	1	46-48
	PRECIPITATE IN STREAM	1	49
	DISTINCTIVE PRECIPITATE	1	50
	GENERAL PHYSIOGRAPHY	1	55
	DRAINAGE PATTERN	1	56
	STREAM TYPE	1	57
	STREAM CLASS	1	58
	SOURCE OF WATER	1	59
	AGE	1	72-73

THE ANALYTICAL DATA WERE RECORDED AS FOLLOWS:

TABLE 2

ELEMENT	UNITS	CARD	COLUMNS	DETECTION LIMIT	
<b>SEDIMENT</b>					
ZN	PPM	2	21-25	2	1
CU	PPM	2	26-30	2	1
PB	PPM	2	31-35	2	1
NI	PPM	2	36-40	2	1
CO	PPM	2	41-45	2	1
AG	PPM	2	46-50	0.2	0.1
MN	PPM	2	51-55	5	2
AS	PPM	2	56-60	1.0	0.5
MO	PPM	2	61-65	2	1
FE	PCT	2	66-70	0.02	0.01
HG	PPB	2	71-75	10	5
LOI	PCT	2	76-80	1.0	0.5
<b>AU WEIGHT</b>		3	13-16		
<b>REPEAT AU WEIGHT</b>		3	17-20		
U	PPM	3	21-25	0.5	0.2
F	PPM	3	26-30	40	20
V	PPM	3	31-35	5	2
CD	PPM	3	36-40	0.2	0.1
AU	PPB	3	41-45	VARIABLE	
W	PPM	3	46-50	2	1
SN	PPM	3	51-55	1	0.5
SB	PPM	3	56-60	0.2	0.1
BA	PPM	3	61-65	40	20
<b>REPEAT AU</b>		3	76-80	VARIABLE	
<b>WATER</b>					
F	PPB	4	26-30	20	10
PH		4	31-35		
U	PPB	4	36-40	0.05	0.02

PRESENTATION OF GOLD DATA AND COMMENTS REGARDING  
-----  
INTERPRETATION OF RESULTS  
-----

THE FOLLOWING DISCUSSION REVIEWS THE FORMAT USED TO PRESENT THE AU GEOCHEMICAL DATA AND OUTLINES SOME IMPORTANT POINTS TO CONSIDER WHEN INTERPRETING THIS DATA. THIS DISCUSSION IS INCLUDED IN RECOGNITION OF THE SPECIAL GEOCHEMICAL BEHAVIOUR AND MODE OF OCCURRENCE OF AU IN NATURE AND THE RESULTANT DIFFICULTIES IN OBTAINING AND ANALYZING SAMPLES WHICH REFLECT THE ACTUAL CONCENTRATION LEVEL AT A GIVEN SITE.

UNDERSTANDING AU GEOCHEMICAL DATA FROM REGIONAL STREAM SEDIMENT OR LAKE SEDIMENT SURVEYS REQUIRES AN APPRECIATION OF THE UNIQUE CHEMICAL AND PHYSICAL CHARACTERISTICS OF AU AND ITS MOBILITY IN THE SURFICIAL ENVIRONMENT. KEY PROPERTIES OF AU THAT DISTINGUISH ITS GEOCHEMICAL BEHAVIOUR FROM MOST OTHER ELEMENTS INCLUDE (HARRIS, 1982) :

- 1) AU OCCURS MOST COMMONLY IN THE NATIVE FORM WHICH IS CHEMICALLY AND PHYSICALLY RESISTANT. A HIGH PROPORTION OF THE METAL IS DISPERSED IN MICRON-SIZED PARTICULATE FORM. GOLD'S HIGH SPECIFIC GRAVITY ENSURES HETEROGENEOUS DISTRIBUTION ESPECIALLY IN STREAM SEDIMENT AND CLASTIC-RICH (LOW LOI) LAKE SEDIMENT ENVIRONMENTS. AU DISTRIBUTION APPEARS TO BE MORE HOMOGENEOUS IN ORGANIC-RICH FLUVIATILE AND LAKE SEDIMENT ENVIRONMENTS.
- 2) GOLD TYPICALLY OCCURS AT LOW CONCENTRATIONS IN THE PPB RANGE. GOLD CONCENTRATIONS OF A FEW PPM MAY REPRESENT ECONOMIC DEPOSITS. BACKGROUND LEVELS ENCOUNTERED FOR STREAM AND CENTRE-LAKE SEDIMENTS SELDOM EXCEED 10 PPB, AND COMMONLY ARE NEAR THE DETECTION LIMIT OF 1 PPB.

THE MANY FOREGOING FACTORS RESULT IN A PARTICLE SPARSITY EFFECT WHEREIN VERY LOW CONCENTRATIONS OF AU ARE HETEROGENEOUSLY ENRICHED IN THE SURFICIAL ENVIRONMENT. HENCE, A MAJOR PROBLEM FACING THE GEOCHEMIST IS OBTAINING A REPRESENTATIVE SAMPLE. IN GENERAL THE LOWER THE ACTUAL CONCENTRATION OF AU THE LARGER THE SAMPLE SIZE, OR THE SMALLER THE GRAIN SIZE REQUIRED TO REDUCE UNCERTAINTY OVER WHETHER SUBSAMPLE ANALYTICAL VALUES TRULY REPRESENT ACTUAL VALUES. CONVERSELY, AS ACTUAL AU CONCENTRATIONS INCREASE OR GRAIN SIZE DECREASES, THE NUMBER OF AU PARTICLES TO BE SHARED IN RANDOM SUBSAMPLES INCREASES AND THE VARIABILITY OF RESULTS DECREASES (CLIFTON ET AL., 1969; HARRIS, 1982). THE LIMITED AMOUNT OF MATERIAL COLLECTED DURING THE RAPID, RECONNAISSANCE-STYLE REGIONAL SURVEYS AND THE NEED TO ANALYZE FOR A BROAD SPECTRUM OF ELEMENTS, PRECLUDES THE USE OF A SIGNIFICANTLY LARGE SAMPLE WEIGHT FOR THE AU ANALYSES. THEREFORE, TO THE EXTENT THAT SAMPLE REPRESENTIVITY CAN BE INCREASED, SAMPLE GRAIN SIZE IS REDUCED BY SIEVING AND BALL MILLING OF ALL SAMPLES.

GOLD DATA DISCUSSION CONTINUED  
-----

THE FOLLOWING CONTROL METHODS ARE CURRENTLY EMPLOYED TO EVALUATE AND MONITOR THE SAMPLING AND ANALYTICAL VARIABILITY WHICH ARE INHERENT IN THE ANALYSIS OF AU IN GEOCHEMICAL MEDIUMS :

- 1) FOR EACH BLOCK OF TWENTY SAMPLES:
  - A) RANDOM INSERTION OF A STANDARD REFERENCE SAMPLE TO CONTROL ANALYTICAL ACCURACY AND LONG-TERM PRECISION,
  - B) COLLECTION OF A FIELD DUPLICATE(TWO SAMPLES FROM ONE SITE) TO CONTROL SAMPLING VARIANCE,
  - C) ANALYSIS OF A SECOND SUBSAMPLE (BLIND DUPLICATE) FROM ONE SAMPLE TO CONTROL SHORT-TERM PRECISION;
- 2) FOR BOTH STREAM SEDIMENTS AND LAKE SEDIMENTS, REPEAT ANALYSES ON A SECOND SUBSAMPLE ARE PERFORMED FOR ALL SAMPLES HAVING VALUES THAT ARE STATISTICALLY ABOVE APPROXIMATELY THE 90TH PERCENTILE OF TOTAL DATA SET;
- 3) FOR LAKE SEDIMENTS ONLY, REPEAT ANALYSIS ON A SECOND SUBSAMPLE IS PERFORMED ON THOSE SAMPLES WITH LOI VALUES BELOW 10%, INDICATING A LARGE CLASTIC COMPONENT. ON-GOING STUDIES SUGGEST THAT THE AU DISTRIBUTION IN THESE SAMPLES IS MORE LIKELY TO BE HIGHLY VARIABLE THAN IN SAMPLES WITH A HIGHER LOI CONTENT.

AU DATA PRESENTATION, STATISTICAL TREATMENT AND THE VALUE MAP FORMAT ARE SOMEWHAT DIFFERENT THAN FOR OTHER ELEMENTS. AU DATA LISTED IN THIS OPEN FILE INCLUDES INITIAL ANALYTICAL RESULTS, VALUES DETERMINED FROM REPEAT ANALYSES, TOGETHER WITH SAMPLE WEIGHTS AND CORRESPONDING DETECTION LIMITS FOR ALL ANALYZED SAMPLES. THE GOLD HISTOGRAM, STATISTICAL PARAMETERS, AND REGIONAL TREND MAP ARE DETERMINED USING THE FOLLOWING DATA POPULATION SELECTION CRITERIA:

- 1) ONLY THE FIRST VALUE OF A REPEAT ANALYSIS IS UTILIZED;
- 2) AU VALUES DETERMINED FROM SAMPLE WEIGHTS LESS THAN 10 G ARE EXCLUDED.
- 3) AU VALUES LESS THAN THE DETECTION LIMIT(<1PPB) FOR 10 G SAMPLES ARE SET TO 0.5 PPB.

GOLD DATA DISCUSSION CONTINUED  
 -----

ON THE VALUE MAPS, REPEAT ANALYSIS VALUES (NOT FIELD DUPLICATES) ARE PLACED IN BRACKETS FOLLOWING THE INITIAL VALUE DETERMINATION. ALL VALUES DETERMINED ON A SAMPLE LESS THAN 10 G ARE DENOTED BY AN ASTERISK. ACTUAL SAMPLE WEIGHT USED CAN BE DETERMINED FROM THE TEXT. FOLLOWING ARE POSSIBLE VARIATIONS IN DATA PRESENTATION ON A VALUE MAP:

- \* NO DATA
- +27 SINGLE ANALYSIS, 10 G SAMPLE WEIGHT
- +27\* SINGLE ANALYSIS, <10 G SAMPLE WEIGHT
- +27(14) REPEAT ANALYSIS, BOTH SAMPLES 10 G
- +27(14\*) REPEAT ANALYSIS, FIRST SAMPLE 10 G, REPEAT <10 G
- +<1 SINGLE ANALYSIS, 10 G SAMPLE, LESS THAN DETECTION LIMIT OF 1 PPB

IN SUMMARY, GEOCHEMICAL FOLLOW-UP INVESTIGATIONS FOR AU SHOULD BE BASED ON A CAREFUL CONSIDERATION OF ALL GEOLOGICAL AND GEOCHEMICAL INFORMATION, AND ESPECIALLY A CAREFUL APPRAISAL OF GOLD GEOCHEMICAL DATA AND ITS VARIABILITY. IN SOME INSTANCES, PROSPECTIVE FOLLOW-UP AREAS MAY BE INDIRECTLY IDENTIFIED BY PATHFINDER ELEMENT ASSOCIATIONS IN FAVOURABLE GEOLOGY. ALTHOUGH A COMPLEMENTARY AU RESPONSE DUE TO NATURAL VARIABILITY MAY BE LACKING, ONCE AN ANOMALOUS AREA HAS BEEN IDENTIFIED, FIELD INVESTIGATIONS SHOULD BE DESIGNED TO INCLUDE DETAILED GEOCHEMICAL FOLLOW-UP SURVEYS AND COLLECTION OF LARGE REPRESENTATIVE SAMPLES. SUBSEQUENT REPEAT SUBSAMPLE ANALYSES WILL INCREASE THE RELIABILITY OF RESULTS AND PERMIT A BETTER UNDERSTANDING OF NATURAL VARIABILITY WHICH CAN THEN BE USED TO IMPROVE SAMPLING METHODOLOGY AND INTERPRETATION.

REFERENCES

- ASLIN, G.E.M. (1976) THE DETERMINATION OF ARSENIC AND ANTIMONY IN GEOLOGICAL MATERIALS BY FLAMELESS ATOMIC ABSORPTION SPECTROPHOTOMETER  
JOURNAL OF GEOCHEMICAL EXPLORATION, VOL. 6, PP. 321-330.
- BOULANGER, A., EVANS, D.J.R. AND RABY, B.F. (1975) URANIUM ANALYSIS BY NEUTRON ACTIVATION DELAYED NEUTRON COUNTING: PROC. OF THE 7TH ANNUAL SYMP. OF CANADIAN MINERAL ANALYSTS. THUNDER BAY, ONTARIO, SEPT. 22-23, 1975.
- CLIFTON, H.E., HUNTER, R.E., SWANSON, F.J. AND PHILLIPS, R.L. (1969)  
SAMPLE SIZE AND MEANINGFUL GOLD ANALYSIS. U.S. GEOLOGICAL SURVEY PROFESSIONAL PAPER 625-C.
- FICKLIN, W.H. (1970) A RAPID METHOD FOR THE DETERMINATION OF FLUORIDE IN ROCKS AND SOILS, USING AN ION SELECTIVE ELECTRODE. U.S. GEOL. SURV. PAPER 700C PP. C186-188.
- GARRETT, R.G. (1974) FIELD DATA ACQUISITION METHODS FOR APPLIED GEOCHEMICAL SURVEYS AT THE GEOLOGICAL SURVEY OF CANADA: GEOL SURV. CAN. PAPER 74-52.
- HALL, G.E.M. (1979) A STUDY OF THE STABILITY OF URANIUM IN WATERS COLLECTED FROM VARIOUS GEOLOGICAL ENVIRONMENTS IN CANADA; IN CURRENT RESEARCH, PART A, GEOL. SURV. CAN. PAPER 79-1A, P. 361-365.
- HARRIS, J.F. (1982) SAMPLING AND ANALYTICAL REQUIREMENTS FOR EFFECTIVE USE OF GEOCHEMISTRY IN EXPLORATION FOR GOLD. IN LEVINSON, A.A., EDITOR; PRECIOUS METALS IN THE NORTHERN CORDILLERA, PROCEEDINGS OF A SYMPOSIUM SPONSORED BY THE ASSOCIATION OF EXPLORATION GEOCHEMISTS AND THE CORDILLERAN SECTION OF THE GEOLOGICAL ASSOCIATION OF CANADA, PP. 53-67.
- JONASSON, I.R., LYNCH, J.J. AND TRIP, L.J. (1973) FIELD AND LABORATORY METHODS USED BY THE GEOLOGICAL SURVEY OF CANADA IN GEOCHEMICAL SURVEYS: NO. 12, MERCURY IN ORES, ROCKS, SOILS, SEDIMENTS AND WATER: GEOL. SURV. CAN. PAPER 73-21.
- QUIN, B.F. AND BROOKS, R.R. (1972) THE RAPID DETERMINATION OF TUNGSTEN IN SOILS, STREAM SEDIMENTS, ROCKS AND VEGETATION. ANAL. CHIM. ACTA. 58 PP 301-309.

DATA LIST LEGEND

MAP- NATIONAL TOPOGRAPHIC SYSTEM(NTS)- LETTERED QUADRANGLE  
(SCALE 1:250000). PART OF SAMPLE NUMBER

ID- REMAINDER OF SAMPLE NUMBER- YEAR(2), FIELD CREW(1),  
SAMPLE SEQUENCE NUMBER(3)

UTM COORDINATS- UNIVERSAL TRANSVERSE MERCATOR(UTM) COORDINATE  
SYSTEM- SAMPLE COORDINATES

ZN- ZONE

EAST- EASTING(METERS)

NORTH- NORTHING(METERS)

ROCK TYPE- MAJOR ROCK TYPE OF THE CATCHMENT AREA

AGE- STRATIGRAPHIC AGE OF ROCK TYPE

WD- WIDTH OF STREAM(DECIMETER) AT NEAREST SAMPLE SITE

DT- DEPTH OF STREAM SAMPLED TO NEAREST DECIMETER

SAMP- TYPE OF MATERIAL SAMPLED

RP ST- REPLICATE STATUS- RELATIONSHIP OF SAMPLE WITH  
RESPECT TO OTHERS WITHIN THE SURVEY

CONT- CONTAMINATION

BANK- BANK TYPE

WCOL- WATER COLOUR AND SUSPENDED LOAD

RATE- WATER FLOW RATE

SCOL- PREDOMINANT SEDIMENT COLOUR

SMP CMP- SAMPLE COMPOSITION- BULK MECHANICAL COMPOSITION OF  
SAND, FINES AND ORGANICS RESPECTIVELY

PPPS- PRECIPITATE OR STAIN ON SEDIMENTS AT SAMPLE SITE

PRPB- DISTINCTIVE PRECIPITATE, STAIN, WEATHERING, BLOOMS  
ON ROCKS IN IMMEDIATE CATCHMENT AREA

PHYS- GENERAL PHYSIOGRAPHY

PATT- DRAINAGE PATTERN

TYPE- STREAM TYPE

CLSE- STREAM CLASS

SRCE- SOURCE OF WATER

ROCK TYPE:

QUATERNARY

RECENT

(RS 64) - SELKIRK GROUP: BASALT, ANDESITE  
FLOWS, BRECCIA, TUFF.

TERTIARY

OLIGOCENE AND MIOCENE

(OMCV 60) - CARMACKS GROUP: ANDESITE, BASALT,  
BRECCIA.

OLIGOCENE

(OCS 60) - CARMACKS GROUP: CONGLOMERATE,  
SANDSTONE, SHALE.

EOCENE

(EMN 59) - MOUNT NANSEN GROUP: ACID TO  
INTERMEDIATE TUFF, BRECCIA.

LOWER TERTIARY

(TVA 58) - ACID TUFF.

EARLY TERTIARY

(ETF 57) - GRANITE AND SYENITE PORPHYRY,  
RHYOLITE.

CRETACEOUS

(KY 52) - SYENITE, MONZONITE.

(KQM 52) - QUARTZ MONZONITE, GRANODIORITE;  
CASSIAR QUARTZ MONZONITE, ALASKITE.

JURASSIC AND CRETACEOUS

(JKT 51) - TANTALUS: CONGLOMERATE, SILTSTONE,  
ARKOSE, COAL.

JURASSIC

(JL 47) - LABERGE GROUP: GREYWACKE, ARKOSE,  
CONGLOMERATE.

TRIASSIC

(TV 42) - BASALTIC GREENSTONE.

(TGDN 42) - FOLIATED HORNBLENDE GRANODIORITE,  
QUARTZ.

UPPER TRIASSIC

(UTC 45) - LEWES RIVER GROUP: LIMESTONE.

MESOZOIC UNDIVIDED

(MQM 41) - PORPHYRITIC QUARTZ MONZONITE.

(MGD 41) - GRANODIORITE, QUARTZ MONZONITE.

(MGDN 41) - FOLIATED HORNBLENDE GRANODIORITE,  
QUARTZ MONZONITE.

CARBONIFEROUS AND PERMIAN

(CPSN 35) - SCHIST, GNEISS, INCLUDES BIG SALMON  
METAMORPHIC COMPLEX.

PALEOZOIC UNDIVIDED

(PC 09) - LIMESTONE.

(PM 09) - AMPHIBOLITE, SCHIST, GNEISS.

(PGDN 09) - PELY GNEISS: FOLIATED TO GNEISSIC  
GRANODIORITE.

HADRYNIAN AND CAMBRIAN

(HCSN 08) - SCHIST, GNEISS, QUARTZITE.

AGE:

- 64 - QUATERNARY
- 60 - TERTIARY-OLIGOCENE
- 59 - TERTIARY-EOCENE
- 58 - LOWER TERTIARY
- 57 - EARLY TERTIARY
- 52 - CRETACEOUS
- 51 - JURASSIC AND CRETACEOUS
- 47 - JURASSIC
- 42 - TRIASSIC
- 45 - UPPER TRIASSIC
- 41 - MESOZOIC UNDIVIDED
- 35 - CARBONIFEROUS AND PERMIAN
- 09 - PALEOZOIC UNDIVIDED
- 08 - HADRYNIAN AND CAMBRIAN

SAMP:

- 1 - STREAM BED SEDIMENT
- 6 - SIMULTANEOUS STREAM WATER AND SEDIMENT

RP ST:

- 00 - ROUTINE REGIONAL SAMPLE
- 10 - FIRST OF FIELD DUPLICATE
- 20 - SECOND OF FIELD DUPLICATE

CONT:

- 0 - NONE
- 1 - POSSIBLE
- 4 - MINING ACTIVITY
- 9 - BURNED AREAS

BANK:

- 0 - UNDEFINED UNCONSOLIDATED MATERIAL
- 1 - ALLUVIAL
- 2 - COLLUVIAL
- 5 - BARE ROCK
- 7 - ORGANIC PREDOMINANT

WCOL:

- 0 - CLEAR
- 1 - BROWN TRANSPARENT
- 3 - BROWN CLOUDY

RATE:

- 0 - STAGNANT
- 1 - SLOW
- 2 - MODERATE
- 3 - FAST

SCOL:

- 0 - UNKNOWN
- 1 - RED, BROWN
- 3 - BLACK
- 6 - GREY, BLUE GREY
- 8 - BUFF TO BROWN

SMP CMP:

PORTION OF EACH COMPONENT IS INDICATED AS A FRACTION OF THE TOTAL OF ALL THREE COLUMNS.

EXAMPLES:

- O13-NO SAND, 25% FINES, 75% ORGANICS
- 122-20% SAND, 40% FINES, 40% ORGANICS
- O30-NO SAND, 100% FINES, NO ORGANICS

PPPS:

- 0 - NONE
- 1 - RED, BROWN
- 2 - WHITE OR BUFF
- 3 - BLACK
- 4 - YELLOW
- 7 - PINK

PRPB:

- 0 - FEATURELESS
- 1 - RED, BROWN
- 7 - PINK

PHYS:

- 1 - MUSKEG, SWAMPLAND
- 3 - HILLY, UNDULATING
- 5 - MOUNTAINOUS, YOUTHFUL (PRECIPITOUS)

PATT:

- 0 - POORLY DEFINED, HAPHAZARD
- 1 - DENDRITIC
- 3 - RECTANGULAR
- 5 - DISCONTINUOUS SHIELD TYPE (CHAINS OF LAKES)

TYPE:

- 0 - UNDEFINED
- 1 - PERMANENT, CONTINUOUS
- 2 - INTERMITTENT

CLSE:

- 0 - UNDEFINED
- 1 - PRIMARY
- 2 - SECONDARY
- 3 - TERTIARY

SRCE:

- 1 - GROUNDWATER
- 2 - SNOWMELT OR SPRING RUNOFF

F-W- FLUORIDE IN WATERS BY SPECIFIC ION ELECTRODE (PPB)  
 PH- PH BY COMBINATION GLASS-CALOMEL ELECTRODE  
 U-W- URANIUM IN WATERS BY SCINTREX (PPB)  
 ZN- ZINC BY ATOMIC ABSORPTION SPECTROSCOPY (PPM)  
 CU- COPPER BY ATOMIC ABSORPTION SPECTROSCOPY (PPM)  
 PB- LEAD BY ATOMIC ABSORPTION SPECTROSCOPY (PPM)  
 NI- NICKEL BY ATOMIC ABSORPTION SPECTROSCOPY (PPM)  
 CO- COBALT BY ATOMIC ABSORPTION SPECTROSCOPY (PPM)  
 AG- SILVER BY ATOMIC ABSORPTION SPECTROSCOPY (PPM)  
 MN- MANGANESE BY ATOMIC ABSORPTION SPECTROSCOPY (PPM)  
 AS- ARSENIC BY COLOURIMETRY (PPM)  
 MO- MOLYBDENUM BY ATOMIC ABSORPTION SPECTROSCOPY (PPM)  
 FE- IRON BY ATOMIC ABSORPTION SPECTROSCOPY (%)  
 HG- MERCURY BY FLAMELESS SPECTROSCOPY (PPB)  
 LOI- LOSS ON IGNITION BY WEIGHT DIFFERENCE (%)  
 U- URANIUM BY DELAYED NEUTRON ACTIVATION (PPM)  
 F- FLUORINE BY SPECIFIC ION ELECTRODE (PPM)  
 V- VANADIUM BY ATOMIC ABSORPTION SPECTROSCOPY (PPM)  
 CD- CADMIUM BY ATOMIC ABSORPTION SPECTROSCOPY (PPM)  
 W- TUNGSTEN BY COLORIMETRY USING DITHIOL (PPM)  
 SN- TIN BY HYDRIDE GENERATION-ATOMIC  
 ABSORPTION SPECTROMETRY (PPM)  
 SB- ANTIMONY BY HYDRIDE EVOLUTION-ATOMIC  
 ABSORPTION SPECTROMETRY (PPM)  
 BA- BARIUM BY ATOMIC ABSORPTION SPECTROSCOPY (PPM)  
 AU- GOLD BY FIRE ASSAY PRECONCENTRATION-NEUTRON  
 ACTIVATION (PPB)  
 AU-R- GOLD REPEAT ANALYSIS BY FIRE ASSAY PRECONCENTRATION-  
 NEUTRON ACTIVATION (PPB)  
 AU WT1- WEIGHT IN GRAMS OF ORIGINAL GOLD SAMPLE ANALYZED  
 AU WT2- WEIGHT IN GRAMS OF REPEAT GOLD SAMPLE ANALYZED  
 DL1- GOLD DETECTION LIMIT BASED ON ANALYSIS SAMPLE WEIGHT  
 FOR INITIAL GOLD ANALYSIS  
 DL2- GOLD DETECTION LIMIT BASED ON ANALYSIS SAMPLE WEIGHT  
 FOR REPEAT GOLD ANALYSIS

REGIONAL STREAM SEDIMENT AND WATER GEOCHEMICAL RECONNAISSANCE DATA, YUKON 1985, GSC-OF 1220, NGR 85-1985, NTS 1151

MAP	ID	ZN	UTM COORDINATS		ROCK TYPE	A G	WD	DT	S C B W R S P P P P T C S												F-W	PH	U-W				
			EAST	NORTH					M	R	N	N	O	T	D	S	M	P	P	P				P	T	C	S
115I	851002	8	434984	6962587	CPSN	35	12	5	6	10	0	2	0	2	8	220	0	0	3	0	1	1	1	270	7.5	0.96	
115I	851003	8	434984	6962587	CPSN	35	12	5	6	20	0	2	0	2	8	220	0	0	3	0	1	1	1	290	7.5	0.92	
115I	851004	8	437137	6962667	CPSN	35	8	4	6	00	0	2	0	1	8	111	0	0	3	0	1	1	1	190	7.7	3.20	
115I	851005	8	437652	6962820	CPSN	35	15	5	6	00	0	2	0	2	8	210	0	0	3	0	1	1	1	78	7.8	0.54	
115I	851006	8	438964	6963020	CPSN	35		1	00	0	2			8	121	0	0	3	0	0	1						
115I	851007	8	441336	6964536	MGDN	41	10	5	6	00	0	2	0	1	8	111	0	0	3	0	0	1	1	190	7.3	1.50	
115I	851008	8	441172	6963035	CPSN	35	15	2	6	00	0	1	0	3	6	120	0	0	5	1	1	1	1	260	7.7	1.60	
115I	851009	8	441909	6962677	CPSN	35	10	4	6	00	0	2	0	2	6	111	0	0	3	0	1	1	1	110	7.9	2.30	
115I	851010	8	442619	6962428	CPSN	35	15	2	6	00	0	1	0	2	8	210	0	0	3	0	1	1	1	130	7.7	1.60	
115I	851011	8	443136	6962467	CPSN	35	15	4	6	00	0	1	0	2	6	120	0	0	3	0	1	1	1	220	8.0	2.60	
115I	851012	8	444603	6962057	CPSN	35	20	4	6	00	0	1	0	2	8	111	1	1	3	0	1	1	1	100	7.7	1.20	
115I	851013	8	445260	6962109	CPSN	35	12	4	6	00	0	1	1	2			0	0	3	0	1	1	1	120	7.8	1.50	
115I	851014	8	446664	6963591	MGDN	41		1	00	0	1			8	220	0	0	3	0	0	1						
115I	851015	8	447453	6963085	MGDN	41	8	4	6	00	0	2	0	2	8	211	0	0	3	0	0	1	1	110	8.0	1.70	
115I	851016	8	448175	6959738	CPSN	35	15	4	6	00	0	2	0	2	8	210	0	0	3	0	1	1	1	94	7.7	1.20	
115I	851018	8	446398	6961049	CPSN	35	14	2	6	00	0	2	0	1	6	210	0	0	3	1	1	1	1	90	7.7	0.80	
115I	851019	8	446994	6956396	CPSN	35	10	5	6	00	0	7	0	2	6	120	0	0	3	1	1	1	1	78	7.3	0.12	
115I	851020	8	445101	6954595	CPSN	35	8	4	6	00	0	2	0	1	8	120	0	0	3	1	1	1	1	62	7.4	0.02	
115I	851022	8	444924	6955295	CPSN	35	10	4	6	00	0	7	0	2	8	120	0	0	3	0	1	1	1	56	7.6	0.07	
115I	851023	8	445532	6953842	CPSN	35	8	2	6	00	0	7	0	2	8	121	0	0	3	0	1	1	1	66	7.1	0.02	
115I	851024	8	444762	6950085	CPSN	35	10	4	6	00	0	2	0	2	8	121	0	0	3	0	1	1	1	58	7.0	0.02	
115I	851026	8	445433	6950334	CPSN	35	15	5	6	00	0	2	0	2	8	111	0	0	3	0	1	2	1	92	7.4	0.23	
115I	851027	8	445287	6951363	CPSN	35	10	4	6	00	0	2	0	1	8	210	0	0	3	1	1	1	1	110	7.7	0.06	
115I	851028	8	442940	6950539	PGDN	09	5	2	6	00	0	7	0	2	8	111	0	0	3	1	1	1	1	86	6.6	0.02	
115I	851029	8	442178	6950917	PGDN	09	12	2	6	00	0	2	0	1	6	121	0	0	3	0	1	1	1	98	7.2	0.02	
115I	851030	8	439825	6957785	PGDN	09	25	4	6	10	0	1	0	3	8	210	0	0	3	1	1	2	1	50	7.6	0.30	
115I	851031	8	439825	6957785	PGDN	09	25	4	6	20	0	1	0	3	8	210	0	0	3	1	1	2	1	50	7.6	0.21	
115I	851032	8	439983	6958428	PGDN	09	30	5	6	00	0	1	0	3	8	210	0	0	3	1	1	2	1	46	7.5	0.07	
115I	851033	8	435313	6957078	CPSN	35	35	4	6	00	0	1	0	3	8	220	0	0	3	1	1	2	1	54	7.5	0.17	
115I	851034	8	436222	6956358	CPSN	35	15	4	6	00	0	1	0	2	6	210	0	0	3	1	1	1	1	200	7.3	0.02	
115I	851035	8	437363	6955063	CPSN	35	10	2	6	00	0	2	0	1	8	210	0	0	3	1	1	1	1	94	7.3	0.17	
115I	851036	8	439121	6954941	CPSN	35	15	4	6	00	0	1	0	2	8	210	0	0	3	1	1	1	1	86	7.5	0.07	
115I	851037	8	441125	6953405	CPSN	35	12	4	6	00	0	2	0	2	8	211	0	0	3	0	1	1	1	62	7.2	0.36	
115I	851038	8	441227	6952377	CPSN	35	10	2	6	00	0	2	0	2	8	210	0	0	3	1	1	1	1	66	7.0	0.02	
115I	851039	8	440335	6950978	CPSN	35	12	2	6	00	0	2	0	1	8	210	0	0	3	0	1	1	1	76	7.5	0.02	
115I	851040	8	440336	6945882	CPSN	35	15	5	6	00	0	1	0	3	6	220	0	0	3	0	1	2	1	190	8.2	0.34	
115I	851042	8	441480	6944117	CPSN	35	12	4	6	00	0	2	0	2	8	210	0	0	3	1	1	1	1	310	8.0	1.20	
115I	851043	8	445197	6942626	CPSN	35	14	2	6	10	0	1	0	3	8	210	0	0	3	1	1	1	1	180	8.2	1.50	
115I	851044	8	445197	6942626	CPSN	35	14	2	6	20	0	1	0	3	8	210	0	0	3	1	1	1	1	170	8.3	1.20	
115I	851045	8	447101	6942346	CPSN	35	10	2	6	00	0	1	0	2	8	210	0	0	3	1	1	1	1	170	8.1	2.00	
115I	851046	8	446800	6940000	CPSN	35	20	4	6	00	0	7	0	2	8	112	0	0	3	0	1	1	1	270	7.6	0.90	
115I	851047	8	447707	6932476	MGDN	41	5	2	6	00	0	5	0	2	3	210	0	0	3	1	1	1	1	110	7.8	0.16	
115I	851048	8	447256	6931125	MGDN	41	12	4	6	00	0	2	0	1			0	0	3	1	1	1	1	170	7.6	0.02	
115I	851049	8	446978	6932204	MGDN	41	5	4	6	00	0	2	0	2	8	210	0	0	3	0	1	1	1	200	7.6	0.14	
115I	851050	8	446226	6933351	MGDN	41	12	3	6	00	0	2	0	1	8	111	0	0	3	0	1	1	1	120	7.9	0.02	
115I	851051	8	445191	6934776	MGDN	41	14	2	6	00	0	2	0	2	8	220	0	0	3	0	1	1	1	130	8.0	1.80	
115I	851052	8	444091	6938207	MGDN	41	10	5	6	00	0	2	0	1			0	0	3	0	1	1	1	130	7.9	0.31	
115I	851053	8	441024	6936321	MGDN	41	10	5	6	00	0	2	0	1	8	121	0	0	3	0	1	1	1	94	7.8	3.40	
115I	851054	8	430298	6967122	MGDN	41	10	3	6	00	0	2	0	1	8	111	0	0	3	0	0	1	1	250	7.3	0.13	
115I	851056	8	432968	6975587	MGDN	41	8	3	6	00	0	2	0	1	8	022	0	0	3	0	1	1	1	88	7.3	0.02	

REGIONAL STREAM SEDIMENT AND WATER GEOCHEMICAL RECONNAISSANCE DATA, YUKON 1985, GSC-OF 1220, NGR 85-1985, NTS 1151

MAP	ID	UTM COORDINATS			ROCK TYPE	A G E	WD	DT	S C B W R S P P P P T C S A O A C A C P R H A Y L R M R P N N O T O S M P P P Y T P S C												F-W	PH	U-W			
		ZN	EAST	NORTH					P	ST	T	K	L	E	L	CMP	S	B	S	T				E	E	E
115I	851057	8	439260	6977310	OMCV	60	18	5	6	00	0	1	0	3	8	220	1	0	5	0	1	1	1	640	7.3	0.70
115I	851058	8	438321	6977363	OMCV	60	20	2	6	00	0	1	0	2	8	210	0	0	5	0	1	1	1	370	7.3	0.02
115I	851059	8	438637	6975609	OMCV	60	15	5	6	00	0	1	0	2	1	210	0	0	5	0	1	2	1	510	7.7	0.56
115I	851060	8	443221	6972966	CPSN	35										8	220	0	0	3	0	0	1			
115I	851062	8	443960	6972303	CPSN	35										8	220	0	0	3	0	0	1			
115I	851063	8	448099	6968990	MGDN	41	10	5	6	10	0	1	3	1	8	220	0	0	3	0	0	1	1	68	7.7	0.20
115I	851065	8	448099	6968990	MGDN	41	10	5	6	20	0	1	3	1	8	220	0	0	3	0	0	1	1	68	7.2	0.09
115I	851066	8	448056	6972611	CPSN	35	8	4	6	00	0	2	0	2	8	220	0	0	3	0	1	1	1	160	7.4	0.05
115I	851067	8	447707	6976066	CPSN	35	10	4	6	00	0	1	0	1	8	111	0	0	3	1	1	1	1	300	7.1	0.02
115I	851068	8	444304	6977603	OMCV	60	12	3	6	00	0	1	0	2	1	210	0	0	3	1	1	1	1	1020	7.0	0.63
115I	851069	8	444337	6978320	OMCV	60	15	5	6	00	0	1	0	3	1	210	0	0	3	1	1	2	1	1400	6.7	0.91
115I	851070	8	445105	6978610	OMCV	60	14	3	6	00	0	2	0	1	8	210	0	0	3	0	1	1	1	660	7.1	0.22
115I	851071	8	445497	6978558	OMCV	60	12	4	6	00	0	2	0	2	8	210	0	0	3	0	1	1	1	840	7.4	0.64
115I	851072	8	446521	6982636	OMCV	60	8	3	6	00	0	2	0	1	8	210	0	0	3	1	1	1	1	1000	7.4	0.64
115I	851073	8	446953	6982461	CPSN	35	35	4	6	00	0	1	0	3	8	210	0	0	3	1	1	2	1	470	7.7	0.50
115I	851074	8	448206	6983656	CPSN	35	20	4	6	00	0	2	0	2	8	120	0	0	3	1	1	2	1	64	7.2	0.13
115I	851075	8	448076	6983228	CPSN	35	20	5	6	00	0	2	0	1	8	220	0	0	3	1	1	2	1	64	7.2	0.11
115I	851076	8	444659	6983735	OMCV	60	10	2	6	00	0	7	0	1	1	220	1	0	3	0	1	1	1	110	5.7	0.17
115I	851077	8	442114	6983904	OMCV	60	15	2	6	00	0	7	0	2	1	220	0	0	3	0	1	1	1	510	7.3	0.32
115I	851078	8	442278	6981284	OMCV	60	18	4	6	00	0	1	0	3	8	210	0	0	3	1	1	1	1	800	6.9	0.26
115I	851079	8	442835	6981556	OMCV	60	5	2	6	00	0	2	0	2	8	111	0	0	3	1	0	1	1	330	6.7	0.16
115I	851080	8	438523	6982617	OMCV	60	25	4	6	00	0	2	0	1	8	022	0	0	3	1	1	1	1	1120	7.2	1.70
115I	851082	8	438711	6982209	OMCV	60	15	4	6	00	0	2	0	1	8	022	0	0	3	0	0	1	1	2260	7.4	2.80
115I	851083	8	436902	6982155	OMCV	60	10	2	6	00	9	2	0	2	8	210	0	0	3	0	0	1	1	200	6.9	0.02
115I	851084	8	437982	6979380	OMCV	60	15	4	6	00	0	2	0	2	8	220	0	0	3	0	1	1	1	500	7.4	0.02
115I	851085	8	434578	6980738	OMCV	60	28	4	6	00	0	2	1	2	8	111	0	0	3	1	1	2	1	560	7.4	0.54
115I	851086	8	423119	6957302	CPSN	35	15	4	6	00	0	2	0	2	3	022	0	0	3	0	1	1	1	240	7.2	0.02
115I	851087	8	426814	6953489	CPSN	35	25	4	6	00	0	2	0	3	8	121	0	0	3	1	1	2	1	160	7.3	0.10
115I	851089	8	426010	6946604	CPSN	35	15	4	6	00	0	2	0	2	8	210	0	0	3	1	1	1	1	120	7.6	0.24
115I	851090	8	425298	6946445	CPSN	35	5	2	6	00	0	2	0	2	8	120	0	0	3	1	1	1	1	120	7.4	0.02
115I	851091	8	422606	6947969	CPSN	35	15	4	6	10	0	1	0	2	6	111	0	0	3	0	1	1	1	110	6.8	0.02
115I	851092	8	422606	6947969	CPSN	35	15	4	6	20	0	1	0	2	6	111	0	0	3	0	1	1	1	110	6.7	0.02
115I	851093	8	420234	6946783	CPSN	35	14	3	6	00	0	1	0	3	8	120	0	0	3	1	1	1	1	250	7.6	0.40
115I	851094	8	418913	6946685	CPSN	35	15	5	6	00	0	2	0	2	8	111	0	0	3	0	1	2	1	300	7.4	0.77
115I	851095	8	413237	6944450	CPSN	35	5	2	6	00	0	2	0	1	6	111	0	0	3	0	1	1	1	94	7.3	0.02
115I	851096	8	410522	6945497	CPSN	35	12	4	6	00	0	7	0	1	8	121	0	0	3	0	1	1	1	170	7.5	0.52
115I	851097	8	406052	6950184	CPSN	35	10	5	6	00	0	2	0	2	8	012	0	0	3	1	1	1	1	290	7.6	0.43
115I	851098	8	412996	6949599	CPSN	35	7	4	6	00	0	2	0	3	8	120	0	0	3	1	1	1	1	150	7.4	0.02
115I	851099	8	413230	6950398	CPSN	35	7	4	6	00	0	2	0	2	8	120	0	0	3	1	1	1	1	160	7.4	0.05
115I	851100	8	414310	6952935	CPSN	35	10	3	6	00	0	2	0	2	8	120	0	0	3	1	1	1	1	430	7.2	0.47
115I	851102	8	415200	6954100	CPSN	35	8	4	6	00	0	2	0	3	8	121	0	0	3	1	1	1	1	160	7.2	0.02
115I	851103	8	410105	6956537	CPSN	35	10	5	6	00	0	2	0	1	3	012	0	0	3	1	1	1	1	170	7.5	0.02
115I	851104	8	402151	6953405	OMCV	60	10	3	6	00	0	2	0	2	8	121	0	0	3	1	1	1	1	320	8.0	1.20
115I	851105	8	400653	6955401	OMCV	60	10	4	6	00	0	2	0	2	8	121	0	0	3	1	1	1	1	320	8.0	0.65
115I	851107	8	398497	6952337	OMCV	60	10	3	6	00	0	2	0	1	8	012	0	0	3	1	1	1	1	280	7.0	0.02
115I	851108	8	397819	6953602	OMCV	60	12	2	6	10	0	2	0	2	8	021	0	0	3	1	1	1	1	300	8.0	0.95
115I	851109	8	397819	6953602	OMCV	60	12	2	6	20	0	2	0	2	8	021	0	0	3	1	1	1	1	300	8.0	1.80
115I	851110	8	404494	6963893	CPSN	35	13	4	6	00	0	2	0	2	8	022	0	0	3	1	1	2	1	92	7.3	0.10
115I	851111	8	398694	6960886	CPSN	35	10	2	6	00	0	2	0	1	8	012	0	0	3	1	1	1	1	170	7.6	0.02
115I	851112	8	400140	6968970	CPSN	35	20	5	6	00	0	2	0	1	8	120	0	0	3	1	1	2	1	150	7.6	0.09

REGIONAL STREAM SEDIMENT AND WATER GEOCHEMICAL RECONNAISSANCE DATA, YUKON 1985, GSC-OF 1220, NGR 85-1985, NTS 1151

MAP	ID	ZN	UTM COORDINATS		ROCK TYPE	G	A	WD	DT	P	ST	T	K	L	E	L	CMP	S	B	S	T	E	E	F-W	PH	U-W
			EAST	NORTH																						
			3	4																						
115I	851113	8	399063	6968398	CPSN	35	7	2	6	00	0	2	0	2	8	120	0	0	3	1	1	1	1	220	8.0	0.33
115I	851114	8	405852	6968245	CPSN	35	15	3	6	00	0	2	0	2	8	121	0	0	3	1	1	2	1	100	7.4	0.02
115I	851115	8	407862	6967873	CPSN	35	10	3	6	00	0	2	0	2	8	012	0	0	3	1	1	1	1	86	6.9	0.02
115I	851116	8	409154	6964995	CPSN	35	10	2	6	00	0	2	0	1	8	012	0	0	3	1	1	1	1	88	7.1	0.02
115I	851117	8	408914	6965550	CPSN	35	10	4	6	00	0	2	0	2	8	121	0	0	3	1	1	2	1	100	7.5	0.02
115I	851118	8	409822	6965511	CPSN	35	15	5	6	00	0	2	0	3	8	120	0	0	3	1	1	2	1	130	7.0	0.02
115I	851119	8	412722	6961193	CPSN	35	15	3	6	00	0	2	0	2	8	120	1	0	3	1	1	1	1	100	7.0	0.02
115I	851120	8	415468	6963523	CPSN	35	10	2	6	00	0	2	0	3	8	021	1	0	3	1	1	2	1	150	7.2	0.02
115I	851122	8	415046	6963971	CPSN	35	10	3	6	00	0	2	0	3	8	120	1	0	3	1	1	1	1	200	7.0	0.02
115I	851123	8	417074	6968547	CPSN	35	10	4	6	00	0	2	0	2	8	121	0	0	3	1	1	1	1	320	7.8	0.43
115I	851124	8	418042	6964822	CPSN	35	5	1	6	00	0	2	0	2	8	120	0	0	3	1	1	1	1	160	7.7	0.90
115I	851125	8	411158	6973357	CPSN	35	5	3	6	10	0	2	0	2	8	120	0	0	3	1	1	1	1	270	6.9	0.53
115I	851126	8	411158	6973357	CPSN	35	5	3	6	20	0	2	0	2	8	120	0	0	3	1	1	1	1	240	7.5	0.86
115I	851127	8	411824	6973651	CPSN	35	7	3	6	00	0	2	0	2	6	120	0	0	3	1	1	1	1	250	7.6	0.80
115I	851128	8	413016	6972341	CPSN	35	8	3	8	00	0	2	0	2	8	121	0	0	3	1	1	1	1	340	7.3	0.02
115I	851129	8	414571	6972589	CPSN	35	10	1	6	00	0	2	0	2	8	120	0	0	3	1	1	1	1	260	7.6	0.11
115I	851131	8	414564	6975821	CPSN	35	10	2	6	00	0	2	0	2	8	021	1	0	3	1	1	2	1	86	6.9	0.02
115I	851132	8	415649	6975744	CPSN	35	9	3	6	00	0	2	0	3	8	021	0	0	3	1	1	1	1	82	7.0	0.02
115I	851133	8	416862	6980305	CPSN	35	13	4	6	00	0	2	0	3	8	120	1	0	3	1	1	2	1	86	7.0	0.02
115I	851134	8	414404	6984517	CPSN	35	13	5	6	00	0	2	0	3	8	021	0	0	3	1	1	2	1	92	6.7	0.13
115I	851135	8	419157	6983834	CPSN	35	10	3	6	00	0	2	0	2	6	021	0	0	3	1	1	2	1	180	7.7	2.40
115I	851136	8	411332	6981112	CPSN	35	6	3	6	00	0	2	0	2	8	021	0	0	3	1	1	1	1	52	6.4	0.02
115I	851137	8	411584	6981745	CPSN	35	15	6	6	00	0	2	0	3	8	021	0	0	3	1	1	2	1			
115I	851138	8	410766	6983015	CPSN	35	6	4	6	00	0	2	0	2	8	021	0	0	3	1	1	2	1	84	6.6	0.06
115I	851139	8	411664	6982849	CPSN	35	8	5	6	00	0	2	0	2	6	120	0	0	3	1	1	2	1	88	6.6	0.02
115I	851140	8	411347	6979126	CPSN	35	6	2	6	00	0	2	0	2	6	120	0	0	3	1	1	1	1	160	7.6	1.30
115I	851142	8	409066	6979731	CPSN	35	8	3	6	00	0	2	0	3	8	120	0	0	3	1	1	2	1	170	7.5	0.34
115I	851143	8	406402	6980637	CPSN	35	10	4	6	00	0	2	0	3	8	120	0	0	3	1	1	2	1	130	6.8	0.10
115I	851144	8	405586	6979566	CPSN	35	12	6	6	00	0	2	0	3	8	120	0	0	3	1	1	2	1	74	6.1	0.02
115I	851145	8	403346	6979871	CPSN	35	7	2	6	00	0	2	0	2	8	120	1	0	3	1	1	1	1	240	6.5	0.05
115I	851146	8	402640	6981945	CPSN	35	8	4	6	10	0	2	0	3	8	120	0	0	3	1	1	1	1	210	7.4	0.05
115I	851148	8	402640	6981945	CPSN	35	8	4	6	20	0	2	0	3	8	120	0	0	3	1	1	1	1	210	7.4	0.05
115I	851149	8	401392	6982429	CPSN	35	20	2	6	00	0	2	0	2	8	120	0	0	3	1	1	2	1	230	7.4	0.48
115I	851150	8	401463	6981950	CPSN	35	12	5	6	00	0	2	0	2	8	120	0	0	3	1	1	2	1	110	6.9	0.06
115I	851151	8	403649	6986138	CPSN	35	20	5	6	00	0	2	0	1	8	021	0	0	3	1	1	2	1	130	7.1	0.11
115I	851152	8	400828	6984708	CPSN	35	10	4	6	00	0	2	0	3	6	021	0	0	3	1	1	2	1	110	7.2	0.23
115I	851153	8	398541	6983952	CPSN	35	15	3	6	00	0	2	0	2	6	021	0	0	3	1	1	2	1	84	6.8	0.02
115I	851154	8	398895	6978061	CPSN	35	15	3	6	00	0	2	0	3	8	021	0	0	3	1	1	2	1	120	7.0	0.08
115I	851155	8	399395	6978005	CPSN	35	10	2	6	00	0	2	0	3	8	021	0	0	3	1	1	2	1	160	6.9	0.02
115I	851156	8	405981	6972547	CPSN	35	10	4	6	00	0	2	0	2	8	120	0	0	3	1	1	2	1	200	7.7	1.40
115I	851157	8	399044	6976605	CPSN	35	7	3	6	00	0	2	0	3	8	120	0	0	3	1	1	1	1	150	6.9	0.06
115I	851158	8	399385	6976370	CPSN	35	25	6	6	00	0	2	0	2	8	120	0	0	3	1	1	2	1	140	6.8	0.05
115I	851159	8	395825	6974904	CPSN	35	12	4	6	00	0	2	0	3	8	120	0	0	3	1	1	2	1	150	7.3	0.20
115I	851160	8	397230	6976074	CPSN	35	10	3	6	00	0	2	0	2	8	021	0	0	3	1	1	2	1	130	7.4	0.51
115I	851162	8	394089	6976112	CPSN	35	8	4	6	00	0	2	0	3	8	120	0	0	3	1	1	2	1	110	7.0	0.02
115I	851163	8	392737	6978611	CPSN	35	10	3	6	00	0	2	0	3	8	120	0	0	3	1	1	2	1	150	7.1	0.16
115I	851164	8	393419	6979496	CPSN	35	10	4	6	00	0	2	0	3	8	120	0	0	3	1	1	2	1	130	7.0	0.06
115I	851165	8	392150	6982144	DMCV	60	10	4	6	00	0	2	0	3	8	120	0	0	3	1	1	2	1	130	7.0	0.02
115I	851166	8	392989	6981604	CPSN	35	10	4	6	00	0	2	0	3	8	120	0	0	3	1	1	2	1	120	7.1	0.08
115I	851167	8	391366	6981600	DMCV	60	10	3	6	00	0	2	0	2	8	120	0	0	3	1	1	1	1	150	6.6	0.02

REGIONAL STREAM SEDIMENT AND WATER GEOCHEMICAL RECONNAISSANCE DATA, YUKON 1985, GSC-OF 1220, NGR 85-1985, NTS 1151

MAP	ID	UTM COORDINATS			ROCK TYPE	G E	WD	DT	S C B W R S P P P P T C S												F-W	PH	U-W			
		ZN	EAST	NORTH					A M	R P	N N	O T	S M	P P	P Y	T P	C S									
																		R	A	C				A	C	A
115I	851169	8	394918	6984206	CPSN	35	10	4	6	00	0	2	0	2	8	021	1	0	3	1	1	1	1	78	6.9	0.02
115I	851170	8	396997	6983646	CPSN	35	12	4	6	00	0	2	0	3	8	021	0	0	3	1	1	2	1	110	7.3	0.46
115I	851171	8	396654	6984365	CPSN	35	10	7	6	00	0	2	0	3	8	021	0	0	3	1	1	2	1	110	7.2	0.20
115I	851172	8	397724	6983696	CPSN	35	10	3	6	10	0	2	0	2	8	120	0	0	3	1	1	1	1	120	6.5	0.02
115I	851173	8	397724	6983696	CPSN	35	10	3	6	20	0	2	0	2	8	120	0	0	3	1	1	1	1	120	6.4	0.07
115I	851174	8	394574	6986241	CPSN	35	12	4	6	00	0	2	0	2	8	021	0	0	3	1	1	1	1	66	7.2	2.20
115I	851175	8	393750	6986500	CPSN	35	6	2	6	00	0	2	0	2	8	021	0	0	3	1	1	1	1	50	5.0	0.10
115I	851176	8	392237	6986861	KQM	52	12	3	6	00	0	2	0	2	8	121	0	0	3	1	1	2	1	84	7.4	0.82
115I	851177	8	390886	6985956	KQM	52	10	3	6	00	0	2	0	2	6	021	0	0	3	1	1	1	1	150	6.9	0.21
115I	851178	8	392038	6985634	KQM	52	20	3	6	00	0	2	0	2	8	021	0	0	3	1	1	2	1	110	7.1	0.02
115I	851179	8	387597	6985281	KQM	52	12	2	6	00	0	2	0	3	8	120	0	0	3	1	1	1	1	110	6.9	0.02
115I	851180	8	387669	6984834	OMCV	60	8	4	6	00	0	2	0	3	8	120	1	0	3	1	1	2	1	100	6.9	0.10
115I	851182	8	385577	6984178	OMCV	60	12	4	6	10	0	2	0	3	8	021	0	0	3	1	1	2	1	110	6.5	0.06
115I	851183	8	385577	6984178	OMCV	60	12	4	6	20	0	2	0	3	8	021	0	0	3	1	1	2	1	110	6.5	0.06
115I	851184	8	384254	6986243	OMCV	60	13	4	6	00	0	2	0	3	8	120	1	0	3	1	1	2	1	110	7.2	0.36
115I	851185	8	383396	6985047	OMCV	60	7	3	6	00	0	2	0	3	8	021	0	0	3	1	1	1	1	130	7.2	0.17
115I	851186	8	382992	6986671	OMCV	60	5	3	6	00	0	2	0	1	8	121	0	0	3	1	1	1	1	180	7.3	0.05
115I	851187	8	381180	6986534	OMCV	60	12	3	6	00	0	2	0	2	8	120	0	0	3	1	1	1	1	110	6.8	0.05
115I	851188	8	380579	6987319	OMCV	60	10	3	6	00	0	2	0	3	8	120	0	0	3	1	1	1	1	110	6.9	0.07
115I	851189	8	374784	6986501	OMCV	60	10	4	6	00	0	2	0	2	6	021	0	0	3	1	1	1	1	92	6.7	0.02
115I	851190	8	373959	6986028	OMCV	60	20	6	6	00	0	2	0	2	8	021	0	0	3	1	1	2	1	80	6.5	0.02
115I	851191	8	380865	6981501	OMCV	60	10	3	6	00	0	2	0	2	8	120	0	0	3	1	1	1	1	84	7.1	0.12
115I	851192	8	377362	6983957	OMCV	60	12	6	6	00	0	2	0	3	8	012	0	0	3	1	1	2	1	110	7.0	0.02
115I	851193	8	377369	6984657	OMCV	60	7	3	6	00	0	2	0	3	8	021	0	0	3	1	1	2	1	100	7.1	0.13
115I	851194	8	377801	6984641	OMCV	60	13	5	6	00	0	2	0	3	8	120	0	0	3	1	1	2	1	110	7.1	0.06
115I	851196	8	383803	6982672	OMCV	60	6	1	6	00	0	2	0	1	8	021	0	0	3	1	1	1	1	140	6.5	0.05
115I	851197	8	384104	6981516	OMCV	60	20	2	6	00	0	2	0	2	8	021	0	0	3	1	1	2	1	130	6.5	0.02
115I	851198	8	385649	6982166	OMCV	60	15	4	6	00	0	2	0	2	8	120	0	0	3	1	1	2	1	180	6.9	0.02
115I	851199	8	386500	6981000	OMCV	60	17	7	6	00	0	2	0	2	8	021	0	0	3	1	1	2	1	150	7.0	0.02
115I	851200	8	376015	6981437	OMCV	60	10	6	6	00	0	2	0	2	8	022	0	0	3	1	1	2	1	220	7.0	0.02
115I	851202	8	376393	6980653	OMCV	60	8	5	6	00	0	2	0	2	8	022	0	0	3	1	1	2	1	250	7.4	0.08
115I	851203	8	380638	6974022	CPSN	35	5	4	6	00	0	2	0	2	8	012	0	0	3	1	1	1	1	160	7.2	0.02
115I	851204	8	366854	6969316	RS	64	10	2	6	10	0	1	0	2	8	120	0	0	3	1	1	1	1	160	7.3	0.02
115I	851205	8	366854	6969316	RS	64	10	2	6	20	0	1	0	2	8	120	0	0	3	1	1	1	1	160	7.4	0.02
115I	851206	8	363854	6970443	RS	64	25	5	6	00	0	2	0	1	8	120	0	0	3	1	1	2	1	90	7.3	0.02
115I	851207	8	360800	6969600	TV	42	8	4	6	00	0	2	0	2	8	021	0	0	3	1	1	1	1	190	8.1	0.66
115I	851208	8	357231	6969566	TV	42	15	4	6	00	0	1	0	3	8	210	0	0	3	1	1	1	1	120	7.4	0.17
115I	851209	8	358547	6968341	TV	42	25	5	6	00	0	1	0	3	8	120	0	0	3	0	1	2	1	140	8.0	0.31
115I	851210	8	355010	6966148	TGDN	42		1	00	0	2			8	211	0	0	3	1	0	1					
115I	851211	8	349299	6967731	TGDN	42	8	4	6	00	0	2	0	1	8	211	0	0	3	1	0	1	1	300	7.8	3.40
115I	851212	8	347767	6968627	TGDN	42	25	4	6	00	0	2	1	2	8	210	0	0	3	1	1	2	1	130	7.3	0.23
115I	851213	8	347479	6969789	TGDN	42	20	4	6	00	0	2	1	2	8	120	0	0	3	1	1	1	1	120	7.1	0.15
115I	851214	8	347825	6974967	TGDN	42	8	4	6	00	0	7	1	1	8	021	0	0	3	0	1	1	1	68	6.9	0.02
115I	851215	8	348726	6975939	TGDN	42	12	4	6	00	0	2	0	1	8	211	0	0	1	1	1	1	1	110	7.3	0.13
115I	851217	8	350602	6974713	TGDN	42	15	5	6	00	0	2	0	2	8	022	0	0	3	0	1	1	1	160	7.4	0.30
115I	851218	8	351051	6975670	TGDN	42	13	4	6	00	0	2	0	2	8	021	0	0	3	1	1	1	1	140	7.6	0.42
115I	851219	8	351598	6974651	TGDN	42	20	2	6	00	0	2	0	1	8	022	0	0	3	1	1	1	1	96	7.5	0.34
115I	851220	8	352373	6975793	TV	42	10	4	6	00	0	2	0	2	8	220	0	0	3	1	0	1	1	170	7.8	0.50
115I	851222	8	353836	6974607	TV	42	10	4	6	00	0	2	0	3	8	021	0	0	3	1	1	1	1	68	7.7	0.30
115I	851223	8	357439	6974832	TV	42	8	2	6	00	0	7	0	2	8	022	0	0	3	0	1	1	1	78	6.6	0.02

REGIONAL STREAM SEDIMENT AND WATER GEOCHEMICAL RECONNAISSANCE DATA, YUKON 1985, GSC-OF 1220, NGR 85-1985, NTS 1151

MAP	ID	UTM COORDINATS			ROCK TYPE	A G	WD	DT	S C B W R S P P P P T C S												F-W	PH	U-W					
		ZN	EAST	NORTH					A	D	A	C	A	C	A	C	P	R	H	A				Y	L	R		
								M	R	P	N	N	O	T	O	S	M	P	P	P	Y	T	P	S	C			
1151	851224	8	357600	6976232	OMCV	60	15	4	6	00	0	2	0	1	8	111	0	0	3	1	1	1	1	1	1	120	7.3	0.02
1151	851226	8	358810	6976442	OMCV	60	25	4	6	00	0	2	0	2	8	121	0	0	3	1	1	1	1	1	1	110	6.6	0.02
1151	851227	8	370835	6980226	CPSN	35	22	5	6	10	0	2	1	2	8	220	0	0	3	1	1	1	1	1	1	170	7.1	0.02
1151	851228	8	370835	6980226	CPSN	35	22	5	6	20	0	2	1	2	8	220	0	0	3	1	1	1	1	1	1	170	7.0	0.02
1151	851229	8	369297	6980276	CPSN	35	25	4	6	00	0	2	1	2			0	0	3	1	1	1	1	1	1	130	6.7	0.02
1151	851230	8	367254	6982463	CPSN	35	15	4	6	00	0	2	0	2	8	021	0	0	3	1	1	1	1	1	1	150	6.5	0.02
1151	851231	8	368375	6983873	CPSN	35	15	4	6	00	0	2	0	2	8	021	0	0	3	1	1	1	1	1	1	130	6.6	0.22
1151	851232	8	367962	6984059	CPSN	35	22	2	6	00	0	2	0	1	8	012	0	0	3	1	1	1	1	1	1	180	6.9	0.02
1151	851233	8	364192	6983090	CPSN	35	15	4	6	00	0	2	1	2	8	210	0	0	3	0	1	2	1			220	7.1	0.02
1151	851234	8	362793	6982448	OMCV	60	8	4	6	00	0	2	0	1	8	022	0	0	3	0	1	1	1	1	1	130	6.5	0.02
1151	851235	8	362604	6985063	CPSN	35	15	5	6	00	0	2	1	2	6	120	0	0	3	1	1	1	1	1	1	140	7.1	0.10
1151	851236	8	360243	6987249	CPSN	35	20	4	6	00	0	2	0	1	8	021	0	0	3	1	1	1	1	1	1	370	7.9	2.10
1151	851237	8	359155	6986557	OMCV	60	10	4	6	00	0	2	0	2	8	021	0	0	3	0	1	1	1	1	1	90	7.7	0.02
1151	851238	8	357863	6988093	OMCV	60	10	2	6	00	0	2	0	1	8	021	0	0	3	0	1	1	1	1	1	300	7.7	1.60
1151	851239	8	352610	6987121	OMCV	60	15	4	6	00	0	7	0	1	8	012	0	0	3	0	1	1	1	1	1	220	7.0	0.02
1151	851240	8	351043	6988107	OMCV	60	12	4	6	00	0	2	0	2	8	021	0	0	3	0	1	1	1	1	1	110	5.9	0.05
1151	851242	8	349176	6988188	CPSN	35	12	4	6	00	0	2	0	2	8	021	0	0	3	1	1	1	1	1	1	72	5.8	0.05
1151	851243	8	348249	6986714	CPSN	35	20	6	6	10	0	2	0	2	8	021	0	0	3	1	1	1	1	1	1	100	7.0	0.02
1151	851244	8	348249	6986714	CPSN	35	20	6	6	20	0	2	0	2	8	021	0	0	3	1	1	1	1	1	1	110	6.6	0.02
1151	851245	8	350594	6980986	OMCV	60	10	2	6	00	0	2	0	1	8	021	0	0	3	0	1	1	1	1	1	70	7.2	0.02
1151	851246	8	350200	6981522	OMCV	60	15	4	6	00	0	2	0	2	8	120	0	0	3	1	1	1	1	1	1	120	7.0	0.09
1151	851247	8	351950	6981534	OMCV	60	10	2	6	00	0	2	0	1	8	121	0	0	3	1	1	1	1	1	1	84	7.6	0.14
1151	851248	8	353781	6982173	OMCV	60	15	2	6	00	0	2	0	1	8	021	0	0	3	0	1	1	1	1	1	96	7.5	0.05
1151	851249	8	353610	6983217	OMCV	60	15	6	6	00	0	2	0	2	8	021	0	0	3	1	1	1	1	1	1	210	7.5	0.45
1151	851251	8	357250	6981207	OMCV	60	10	5	6	00	0	2	0	1	8	120	0	0	3	1	1	1	1	1	1	90	7.0	0.02
1151	851252	8	357582	6980883	OMCV	60	12	4	6	00	0	2	0	1	6	120	0	0	3	1	1	1	1	1	1	110	6.7	0.05
1151	851253	8	360250	6980442	OMCV	60	25	2	6	00	0	2	0	1	8	022	0	0	3	0	1	1	1	1	1	180	7.1	0.12
1151	851254	8	386860	6968730	CPSN	35	15	5	6	00	0	2	0	3	6	021	0	0	3	1	1	1	1	1	1	310	7.8	2.50
1151	851255	8	391583	6969976	PC	09		1	00	0	1				8	012	0	0	3	1	0	1						
1151	851256	8	392489	6967150	CPSN	35	18	5	6	00	0	1	0	3	8	120	0	0	3	0	1	1	1	1	1	160	7.9	0.75
1151	851257	8	391907	6966548	CPSN	35	20	5	6	00	9	1	1	2	8	120	0	0	3	1	1	2	1	1	1	220	7.6	0.15
1151	851258	8	394346	6965924	CPSN	35	15	4	6	00	9	1	0	2	8	022	0	0	3	1	1	1	1	1	1	130	8.0	0.11
1151	851259	8	396198	6965252	CPSN	35	5	3	6	00	9	1	0	2	8	220	0	0	3	1	1	1	1	1	1	160	7.6	0.14
1151	851260	8	393600	6969800	CPSN	35	20	5	6	00	0	1	0	2	8	210	0	0	3	1	1	2	1	1	1	240	7.4	2.10
1151	851262	8	393430	6972097	CPSN	35	10	4	6	00	9	1	1	1	8	120	0	0	3	1	1	1	1	1	1	370	7.6	0.17
1151	851263	8	392688	6973174	CPSN	35	15	4	6	10	0	2	1	2	8	120	0	0	3	0	1	1	1	1	1	420	7.2	1.90
1151	851264	8	392688	6973174	CPSN	35	15	4	6	20	0	2	1	2	8	120	0	0	3	0	1	1	1	1	1	460	7.0	0.90
1151	851265	8	390154	6974494	CPSN	35	15	4	6	00	0	2	0	2	8	012	0	0	3	0	1	1	1	1	1	130	7.2	0.02
1151	851266	8	387468	6975483	CPSN	35	10	3	6	00	0	2	0	2	8	210	0	0	3	1	1	1	1	1	1	210	6.8	0.16
1151	851267	8	387914	6975855	CPSN	35	14	5	6	00	0	2	0	2	8	210	0	0	3	1	1	1	1	1	1	200	7.2	1.40
1151	851268	8	386671	6971523	CPSN	35	15	4	6	00	0	2	0	1	6	021	0	0	3	1	1	1	1	1	1	260	7.2	0.62
1151	851269	8	385907	6971494	CPSN	35	10	2	6	00	0	2	0	2	8	210	0	0	3	1	1	1	1	1	1	330	7.7	4.00
1151	851270	8	387509	6966327	CPSN	35	10	4	6	00	0	2	1	2	8	021	0	0	3	0	1	1	1	1	1	180	8.1	0.45
1151	851271	8	384653	6966024	KQM	52	10	4	6	00	0	2	0	2	8	120	0	0	3	0	1	1	1	1	1	120	7.4	0.02
1151	851272	8	385458	6964913	TV	42	12	4	6	00	0	2	0	1	8	120	0	0	3	1	1	1	1	1	1	190	7.6	0.32
1151	851273	8	379345	6971779	KQM	52	15	4	6	00	0	2	0	2	8	120	0	0	3	0	1	1	1	1	1	170	7.5	0.12
1151	851274	8	380331	6971946	KQM	52	18	6	6	00	0	2	0	2	8	012	0	0	3	1	1	1	1	1	1	310	7.6	0.95
1151	851276	8	392399	6960976	CPSN	35		1	00	9	1				8	210	0	0	3	0	0	1						
1151	851277	8	395193	6960829	CPSN	35		1	00	0	2				8	120	0	0	3	0	0	1						
1151	851278	8	395833	6961258	CPSN	35	10	2	6	00	0	2	0	2	6	021	0	0	3	1	1	1	1	1	1	390	7.2	0.50

REGIONAL STREAM SEDIMENT AND WATER GEOCHEMICAL RECONNAISSANCE DATA, YUKON 1985, GSC-OF 1220, NGR 85-1985, NTS 1151

MAP	ID	ZN	UTM COORDINATS		ROCK TYPE	A G	WD	DT	P	ST	T	K	L	E	L	C	M	P	S	B	S	T	E	E	F-W	PH	U-W
			EAST	NORTH																							
115I	851279	8	396407	6960632	CPSN	35	18	4	6	00	0	2	0	3	8	120	0	0	3	1	1	2	1	140	8.1	1.10	
115I	851280	8	392875	6959050	OMCV	60			1	00	0	2			8	121	0	0	3	0	0	1					
115I	851282	8	394673	6955918	OMCV	60	15	4	6	00	0	7	1	2	6	021	0	0	3	0	1	1	1	310	7.9	0.70	
115I	851283	8	392186	6954724	TV	42	25	4	6	00	0	2	0	2	8	012	0	0	3	1	1	2	1	270	6.9	0.02	
115I	851284	8	394058	6950158	TV	42			1	00	0	5			8	021	0	0	3	1	0	1					
115I	851285	8	396367	6947923	TV	42			1	00	0	5			8	022	0	0	3	1	0	1					
115I	851286	8	394289	6944221	UTC	45	10	2	6	10	0	2	0	2	8	120	0	0	3	1	1	1	1	160	7.3	0.05	
115I	851287	8	394289	6944221	UTC	45	10	2	6	20	0	2	0	2	8	120	0	0	3	1	1	1	1	170	7.0	0.05	
115I	851288	8	392435	6947934	TGDN	42	20	4	6	00	1	2	0	3	8	120	0	0	3	1	1	2	1	150	7.0	0.02	
115I	851289	8	388724	6945658	TGDN	42	20	4	6	00	0	2	0	3	8	220	0	0	3	1	1	2	1	82	6.7	0.02	
115I	851290	8	387445	6946507	TGDN	42	10	3	6	00	1	2	0	2	8	121	0	0	3	1	1	2	1	100	6.9	0.02	
115I	851292	8	387487	6945392	TGDN	42	20	3	6	00	0	2	0	3	8	120	0	0	3	1	1	2	1	130	6.7	0.02	
115I	851293	8	387063	6945624	TGDN	42	20	4	6	00	0	2	0	3	8	021	0	0	3	1	1	2	1	160	7.1	0.05	
115I	851294	8	389642	6949620	TGDN	42	15	4	6	00	0	2	0	3	8	120	0	0	3	1	1	2	1	130	6.7	0.02	
115I	851295	8	385443	6950829	TGDN	42	10	4	6	00	0	2	0	3	8	120	0	0	3	1	1	2	1	110	6.4	0.02	
115I	851296	8	384683	6950908	TGDN	42	13	5	6	00	0	2	0	3	8	120	0	0	3	1	1	2	1	140	6.6	0.05	
115I	851297	8	383399	6953506	TGDN	42	7	3	6	00	0	2	0	2	8	121	0	0	3	1	1	1	1	140	7.0	0.02	
115I	851298	8	381667	6952959	TGDN	42	10	4	6	00	0	2	0	3	8	120	0	0	3	1	1	2	1	320	7.0	0.02	
115I	851299	8	379046	6952622	RS	64	10	3	6	00	0	2	0	2	8	021	0	0	3	1	1	2	1	160	7.1	0.02	
115I	851300	8	377795	6952859	RS	64	10	4	6	00	0	2	0	3	8	012	0	0	3	1	1	2	1	120	6.7	0.02	
115I	851302	8	375825	6954108	RS	64	10	5	6	00	0	2	0	3	8	120	0	0	3	1	1	2	1	140	7.0	0.02	
115I	851303	8	373253	6951345	RS	64	10	4	6	00	0	2	0	3	8	120	1	0	3	1	1	2	1	110	6.7	0.02	
115I	851304	8	371890	6950784	RS	64	8	3	6	00	0	2	0	3	8	022	1	0	3	1	1	1	1	90	6.9	0.02	
115I	851305	8	378285	6946199	RS	64	10	4	6	00	0	2	0	3	8	021	0	0	3	1	1	2	1	80	6.4	0.02	
115I	851306	8	376113	6945617	RS	64	10	6	6	00	0	2	0	2	8	022	0	0	3	1	1	1	1	94	7.3	0.02	
115I	851307	8	373506	6945490	CPSN	35	15	5	6	00	0	2	0	3	8	022	0	0	3	1	1	2	1	96	7.2	0.02	
115I	851308	8	371192	6946567	RS	64	17	5	6	00	0	2	0	3	8	021	0	0	3	1	1	2	1	88	6.6	0.02	
115I	851309	8	370334	6947094	RS	64	6	4	6	00	0	2	0	3	8	121	0	0	3	1	1	1	1	100	7.2	0.02	
115I	851310	8	368010	6953535	CPSN	35	12	4	6	00	0	2	0	3	8	021	1	0	3	1	1	2	1	56	5.8	0.02	
115I	851311	8	367298	6956290	CPSN	35	10	6	6	00	0	2	0	2	8	021	0	0	3	1	1	1	1	56	6.5	0.02	
115I	851312	8	373677	6958289	RS	64	10	7	6	00	0	2	0	1	8	022	0	0	3	1	1	1	1	150	6.5	0.02	
115I	851313	8	373035	6958650	RS	64	10	6	6	00	0	2	0	2	8	012	0	0	3	1	1	1	1	150	6.9	0.02	
115I	851314	8	375108	6958606	KQM	52	15	2	6	10	0	2	0	2	8	021	0	0	3	1	1	1	1	440	7.1	0.12	
115I	851315	8	375108	6958606	KQM	52	15	2	6	20	0	2	0	2	8	021	0	0	3	1	1	1	1	450	6.9	0.06	
115I	851317	8	369929	6964775	TGDN	42	6	3	6	00	0	2	0	2	8	021	0	0	3	1	1	1	1	190	7.2	0.06	
115I	851318	8	370707	6963793	TGDN	42	8	5	6	00	0	2	0	3	8	120	0	0	3	1	1	1	1	260	7.3	0.05	
115I	851319	8	369201	6963313	TGDN	42	10	3	6	00	0	2	0	1	8	120	0	0	3	1	1	1	1	240	7.5	0.10	
115I	851320	8	368475	6961603	TGDN	42	15	9	6	00	0	2	0	3	8	120	0	0	3	1	1	2	1	110	6.6	0.02	
115I	851322	8	439572	6908237	TV	42	10	4	6	10	0	2	1	0	8	210	1	0	3	1	2	1	2	210	7.7	0.42	
115I	851323	8	439572	6908237	TV	42	10	4	6	20	0	2	1	0	8	210	1	0	3	1	2	1	2	210	7.8	0.35	
115I	851324	8	445468	6905820	TV	42	10	5	6	00	0	2	0	0	8	111	0	0	3	1	2	1	1	120	7.8	0.55	
115I	851325	8	433491	6881791	TV	42	20	4	6	00	0	2	1	1	8	211	0	0	3	1	1	2	1	100	7.8	0.22	
115I	851326	8	440305	6908274	TV	42			1	00	1	2			8	210	0	0	3	1	2	1					
115I	851327	8	432544	6898729	JL	47			1	00	1	2			8	210	0	0	3	1	2	1					
115I	851328	8	433240	6897450	JL	47	10	4	6	00	1	2	1	0	8	210	0	0	3	1	2	1	2	150	7.5	1.00	
115I	851329	8	434502	6895610	JL	47	15	3	6	00	1	2	1	2	8	210	0	0	3	5	1	2	1	130	7.7	0.30	
115I	851331	8	435980	6888488	JL	47			1	00	0	2			8	220	0	0	3	1	1	1					
115I	851332	8	440320	6887153	JL	47	6	1	6	00	1	2	1	1	8	210	0	0	3	1	1	2	1	140	7.8	1.60	
115I	851333	8	382159	6969602	KQM	52	5	2	6	00	1	0	2	6	120	0	0	3	0	0	1	1		300	7.8	4.00	
115I	851334	8	385775	6969145	KQM	52	10	2	6	00	0	1	0	1	6	120	0	0	3	0	0	1	1	300	7.7	3.90	

REGIONAL STREAM SEDIMENT AND WATER GEOCHEMICAL RECONNAISSANCE DATA, YUKON 1985, GSC-OF 1220, NGR 85-1985, NTS 1151

MAP	ID	UTM COORDINATS			ROCK TYPE	G	WD	S C B W R S P P P P T C S														F-W	PH	U-W																
		ZN	EAST	NORTH				A	M	R	N	N	O	T	O	S	M	P	P	P	T				C	S														
																											E	A	O	A	C	A	C	P	R	H	A	Y	L	R
1151	851335	8	387591	6970262	CPSN	35	12	4	6	00	0	1	0	2	6	220	0	0	3	1	1	1	1	1	280	7.7	3.70													
1151	851336	8	390618	6973281	CPSN	35	8	2	6	00	0	1	0	1	6	220	0	0	3	1	1	1	1	1	270	7.7	3.80													
1151	851337	8	429201	6983963	CPSN	35	10	2	6	00	0	2	1	1	8	210	0	0	3	0	1	1	1	1	42	6.8	0.02													
1151	851338	8	429407	6980769	CPSN	35	8	2	6	00	0	2	0	1	8	210	0	0	3	1	1	1	1	1	38	6.9	0.02													
1151	851339	8	428634	6979143	MGDN	41	12	1	6	00	0	2	0	2	8	210	0	0	3	1	1	1	1	1	42	6.9	0.02													
1151	851340	8	424964	6985836	CPSN	35	10	2	6	00	0	2	0	2	8	220	0	0	3	1	1	1	1	1	42	6.6	0.02													
1151	851342	8	424016	6980215	MGDN	41	10	2	6	00	0	2	0	2	3	210	0	0	3	0	1	1	1	1	42	6.5	0.02													
1151	851343	8	423861	6977243	MGDN	41	8	2	6	00	0	2	0	1	8	120	0	0	3	1	1	2	1	1	44	6.5	0.02													
1151	851344	8	419959	6956679	PGDN	09	10	2	6	10	0	2	0	2	8	120	0	0	3	1	1	2	1	1	52	6.7	0.02													
1151	851345	8	419959	6956679	PGDN	09	10	2	6	20	0	2	0	2	8	120	0	0	3	1	1	2	1	1	60	6.8	0.02													
1151	851347	8	405769	6943101	TV	42	20	2	6	00	0	2	0	2	8	121	0	0	3	0	1	2	1	1	96	8.0	0.17													
1151	851348	8	406181	6942723	TV	42	10	2	6	00	0	2	0	1	8	121	0	0	3	0	1	1	1	1	98	7.6	0.14													
1151	851349	8	402863	6943474	TV	42	10	2	6	00	0	2	0	1	3	121	0	0	3	0	1	1	1	1	98	7.6	0.10													
1151	851350	8	411108	6903476	KQM	52	8	2	6	00	0	2	0	1	8	210	0	0	3	0	1	1	1	1	160	8.2	3.80													
1151	851351	8	412746	6904059	KQM	52	10	1	6	00	0	2	0	1	8	210	0	0	3	0	1	1	1	1	160	8.1	3.60													
1151	851352	8	414302	6903989	KQM	52	8	1	6	00	0	2	0	1	8	210	0	0	3	0	1	0	1	1	160	8.0	4.00													
1151	851353	8	415544	6904192	KQM	52	8	2	6	00	0	2	0	2	8	210	0	0	3	0	1	2	1	1	170	8.0	0.83													
1151	851354	8	415084	6903115	KQM	52	10	2	6	00	0	2	0	2	8	120	0	0	3	1	1	1	1	1	160	8.1	1.00													
1151	851355	8	417302	6903053	KQM	52	8	1	6	00	0	2	0	1	3	121	0	0	3	0	1	1	1	1	160	8.1	0.86													
1151	851356	8	417745	6904035	KQM	52	8	1	6	00	0	2	0	1	3	120	0	0	3	0	1	1	1	1	160	8.1	0.79													
1151	851357	8	420366	6906077	KQM	52	12	3	6	00	0	2	0	2	8	120	0	0	3	0	1	2	1	1	170	8.1	4.10													
1151	851358	8	420788	6906303	KQM	52	5	2	6	00	0	2	0	1	8	210	0	0	3	0	1	2	1	1	160	8.1	4.20													
1151	851359	8	422868	6912608	TV	42	8	2	6	00	0	2	0	1	8	210	0	0	3	1	1	1	1	1	160	8.2	4.00													
1151	851360	8	423461	6912300	TV	42	18	4	6	00	0	2	0	2	8	210	0	0	3	1	1	2	1	1	160	8.4	4.00													
1151	851362	8	369208	6961277	TGDN	42	5	3	6	00	0	2	0	2	8	012	0	0	3	1	1	1	1	1	150	7.2	0.45													
1151	851363	8	366508	6967032	TV	42	10	3	6	00	0	2	0	3	8	120	0	0	3	1	1	2	1	1	140	7.2	0.02													
1151	851364	8	365306	6967572	TV	42	5	2	6	00	0	2	0	2	8	210	0	0	3	1	1	1	1	1	110	7.2	0.02													
1151	851365	8	363278	6968282	TV	42	12	5	6	10	0	2	0	3	8	021	0	0	3	1	1	2	1	1	180	7.4	0.31													
1151	851366	8	363276	6968282	TV	42	12	5	6	20	0	2	0	3	8	021	0	0	3	1	1	2	1	1	180	7.6	0.39													
1151	851367	8	360428	6966573	TV	42	15	6	6	00	0	2	0	3	8	120	0	0	3	1	1	2	1	1	180	7.4	0.13													
1151	851368	8	352208	6963324	TGDN	42	7	3	6	00	0	2	0	2	6	021	0	0	3	1	1	1	1	1	70	7.0	0.02													
1151	851369	8	349715	6963702	TGDN	42	10	3	6	00	0	2	0	2	8	120	0	0	3	1	1	1	1	1	86	6.9	0.14													
1151	851370	8	347391	6965886	TGDN	42	20	7	6	00	0	2	0	2	8	120	0	0	3	1	1	2	1	1	110	7.0	0.06													
1151	851371	8	347572	6961006	TGDN	42	20	4	6	00	0	2	0	3	8	120	1	0	3	1	1	2	1	1	82	7.1	0.16													
1151	851372	8	348394	6961021	PGDN	09	12	3	6	00	0	2	0	3	8	120	1	0	3	1	1	2	1	1	56	6.8	0.05													
1151	851373	8	353525	6961807	TGDN	42	10	4	6	00	0	2	0	3	8	120	0	0	3	1	1	2	1	1	78	6.6	0.10													
1151	851374	8	355349	6959685	TGDN	42	10	2	6	00	0	2	0	2	8	120	0	0	3	1	1	2	1	1	74	6.7	0.02													
1151	851376	8	354188	6959772	TGDN	42	10	3	6	00	0	2	1	2	8	120	0	0	3	1	1	2	1	1	140	6.8	0.07													
1151	851377	8	357056	6962473	TGDN	42	8	3	6	00	0	2	0	2	8	120	0	0	3	1	1	1	1	1	230	6.8	0.02													
1151	851378	8	359868	6962834	TGDN	42	6	4	6	00	0	2	0	3	8	220	0	0	3	1	1	1	1	1	86	5.9	0.02													
1151	851379	8	361338	6962500	TGDN	42	10	3	6	00	0	2	0	3	8	120	0	0	3	1	1	2	1	1	96	6.3	0.02													
1151	851380	8	362427	6962861	TGDN	42	8	7	6	00	0	2	0	2	8	021	0	0	3	1	1	2	1	1	140	6.8	0.02													
1151	851382	8	360482	6952487	CPSN	35	12	5	6	00	0	2	3	2	8	021	0	0	3	1	1	2	1	1	76	6.1	0.02													
1151	851383	8	359717	6950396	CPSN	35	7	4	6	00	0	2	0	2	8	120	0	0	3	1	1	1	1	1	60	7.1	0.05													
1151	851384	8	359428	6953384	CPSN	35	5	5	6	00	0	2	0	2	8	021	0	0	3	1	1	1	1	1	98	7.0	0.02													
1151	851385	8	356602	6954741	CPSN	35	10	2	6	10	0	2	3	2	8	120	0	0	3	1	1	1	1	1	100	6.3	0.02													
1151	851386	8	356602	6954741	CPSN	35	10	2	6	20	0	2	3	2	8	120	0	0	3	1	1	1	1	1	98	6.3	0.05													
1151	851387	8	355756	6952163	CPSN	35	10	4	6	00	0	2	0	2	8	120	0	0	3	1	1	2	1	1	74	6.7	0.02													
1151	851388	8	352707	6954521	CPSN	35	15	7	6	00	0	2	0	2	8	022	0	0	3	1	1	2	1	1	100	6.5	0.09													
1151	851389	8	352460	6952500	CPSN	35	20	7	6	00	0	2	0	3	8	121	0	0	3	1	1	2	1	1	52	6.3	0.05													

REGIONAL STREAM SEDIMENT AND WATER GEOCHEMICAL RECONNAISSANCE DATA, YUKON 1985, GSC-OF 1220, NGR 85-1985, NTS 1151

MAP	ID	UTM COORDINATS		ROCK TYPE	G A	E WD	S C B W R S P P P P T C S													F-W	PH	U-W				
		ZN	EAST				NORTH	A	M	R	P	N	O	T	O	S	M	P	P				P	P	T	C
115I	851502	8	346286	6921134	OMCV	60	15	3	6	10	0	2	0	3	8	121	0	0	5	1	1	2	1	150	7.7	0.06
115I	851503	8	346286	6921134	OMCV	60	15	3	6	20	0	2	0	3	8	121	0	0	5	1	1	2	1	150	7.7	0.06
115I	851504	8	347620	6918859	OMCV	60	16	3	6	00	0	2	0	3	8	120	0	0	5	1	1	2	1	90	7.4	0.08
115I	851505	8	347656	6919488	OMCV	60	20	3	6	00	0	2	0	3	8	120	0	0	5	1	1	2	1	48	7.2	0.16
115I	851506	8	349298	6916934	OMCV	60	8	3	6	00	0	2	0	3	8	021	0	0	5	1	1	2	1	52	6.8	0.12
115I	851507	8	350222	6915780	OMCV	60	10	3	6	00	0	2	0	3	8	120	0	0	5	1	1	2	1	70	7.2	0.08
115I	851509	8	349538	6915519	OMCV	60	35	9	6	00	0	2	0	3	8	120	1	0	5	1	1	3	1	76	7.3	0.35
115I	851510	8	349876	6920507	OMCV	60	15	7	6	00	0	2	0	3	8	120	0	0	5	1	1	2	1	62	7.5	0.41
115I	851511	8	350939	6920856	OMCV	60	5	3	6	00	0	2	0	2	8	121	0	0	5	1	1	2	1	48	7.7	0.23
115I	851512	8	350785	6919125	OMCV	60	8	3	6	00	0	2	0	3	8	121	0	0	5	1	1	1	1	76	7.4	0.16
115I	851513	8	353230	6920531	PGDN	09	10	2	6	00	0	2	0	2	8	121	0	0	5	1	1	2	1	66	7.4	0.17
115I	851514	8	354498	6919918	PGDN	09	5	2	6	00	0	2	0	2	8	120	1	0	5	1	1	1	1	140	7.7	2.30
115I	851515	8	358244	6920029	PGDN	09	22	4	6	00	0	2	0	3	8	120	1	0	5	1	1	2	1	120	7.4	0.14
115I	851516	8	357979	6917030	PGDN	09	20	2	6	00	0	2	0	2	8	120	3	0	5	1	1	2	1	92	7.1	0.02
115I	851517	8	357492	6917455	PGDN	09	12	3	6	00	0	2	0	3	8	120	1	0	5	1	1	2	1	100	7.0	0.05
115I	851518	8	362515	6916151	KQM	52	15	3	6	00	0	2	0	3	8	120	1	0	5	1	1	2	1	56	6.7	0.02
115I	851519	8	361946	6915905	KQM	52	10	5	6	00	0	2	0	3	8	120	1	0	5	1	1	2	1	78	7.4	0.13
115I	851520	8	359160	6920549	KY	52	20	6	6	00	0	2	0	3	8	120	1	0	5	1	1	3	1	86	7.2	0.02
115I	851522	8	358398	6922135	KY	52	30	2	6	10	0	2	0	2	1	120	0	0	5	1	1	2	1	56	6.9	0.02
115I	851523	8	358398	6922135	KY	52	30	2	6	20	0	2	0	2	1	120	0	0	5	1	1	2	1	58	7.0	0.15
115I	851524	8	358687	6922888	KY	52	15	3	6	00	0	2	0	2	8	121	0	0	5	1	1	2	1	50	6.5	0.42
115I	851525	8	372826	6920380	KY	52	20	2	6	00	4	1	0	2	1	120	0	0	5	1	1	2	1	72	7.5	0.22
115I	851526	8	375007	6920523	EMN	59	20	4	6	00	0	1	1	2	6	120	1	0	5	1	1	2	1	140	7.4	0.86
115I	851527	8	374184	6919090	ETF	57	15	3	6	00	0	1	1	2	8	120	1	0	5	1	1	2	1	72	6.5	0.64
115I	851529	8	386809	6906325	KQM	52	13	3	6	00	4	2	0	3	8	120	4	0	5	1	1	2	1	88	7.6	2.40
115I	851530	8	388624	6904343	KQM	52		1	00	0	2		1	120	1	0	5	1	1	1						
115I	851531	8	387303	6907312	KQM	52	10	2	6	00	1	2	0	3	1	120	0	0	5	1	1	1	1	68	7.5	3.20
115I	851532	8	379766	6904782	KQM	52	13	3	6	00	0	2	0	3	8	120	1	0	5	1	1	2	1	48	7.3	0.53
115I	851533	8	380886	6905148	KQM	52	8	4	6	00	0	2	0	3	1	120	1	0	5	1	1	1	1	56	7.7	3.90
115I	851534	8	379644	6905963	KQM	52	10	3	6	00	0	2	0	3	8	120	1	0	5	1	1	1	1	60	7.4	2.20
115I	851535	8	379873	6906992	KQM	52	30	3	6	00	4	1	0	2	8	120	0	0	5	1	1	3	1	66	7.4	1.20
115I	851536	8	375337	6905625	KY	52	10	3	6	00	0	2	0	3	1	120	1	0	5	1	1	2	1	44	7.2	0.15
115I	851537	8	374828	6905974	KY	52	13	2	6	00	0	2	0	3	1	120	1	0	5	1	1	2	1	52	7.3	0.53
115I	851538	8	374523	6907525	KY	52	12	2	6	00	4	2	0	3	6	120	1	0	5	1	1	2	1	74	7.4	1.40
115I	851539	8	375192	6908232	KY	52	10	3	6	00	4	2	0	3	1	120	1	0	5	1	1	2	1	98	7.5	2.40
115I	851540	8	373356	6911709	KY	52	10	2	6	00	0	2	0	3	8	121	1	0	5	1	1	1	1	74	7.3	0.23
115I	851542	8	372539	6911650	KY	52	20	2	6	00	0	2	0	3	8	121	1	0	5	1	1	2	1	64	7.4	0.14
115I	851543	8	373123	6913995	KY	52	20	5	6	00	1	2	0	3	1	120	1	0	5	1	1	2	1	88	7.1	0.13
115I	851544	8	373198	6915003	KY	52	15	3	6	00	1	2	0	3	1	120	1	0	5	1	1	2	1	86	7.2	0.92
115I	851545	8	375164	6916700	KY	52	20	3	6	10	0	2	0	3	8	120	1	0	5	1	1	2	1	82	7.1	0.44
115I	851546	8	375164	6916700	KY	52	20	3	6	20	0	2	0	3	8	120	1	0	5	1	1	2	1	86	7.3	0.68
115I	851547	8	378534	6917321	EMN	59	10	3	6	00	0	2	0	3	1	120	1	0	5	1	1	2	1	110	7.6	8.40
115I	851548	8	377789	6915955	KY	52	13	3	6	00	4	2	1	3	1	120	1	0	5	1	1	2	1	94	7.0	0.70
115I	851549	8	380482	6914457	CPSN	35	12	3	6	00	4	2	0	3	1	120	1	0	5	1	1	2	1	88	7.2	2.00
115I	851550	8	413166	6934159	TV	42	3	3	6	00	0	2	0	1	8	121	0	0	3	1	1	1	1	140	6.3	0.02
115I	851552	8	416142	6932740	MGDN	41	12	3	6	00	0	2	3	1	8	120	0	0						310	7.4	3.20
115I	851553	8	419089	6934674	CPSN	35	10	5	6	00	0	2	0	3	8	120	0	0	3	1	1	2	1	170	7.9	1.40
115I	851554	8	422524	6933442	MGDN	41	10	5	6	00	0	2	0	1	8	120	0	0	3	1	1	1	1	76	6.5	0.02
115I	851555	8	425140	6934504	MGDN	41	10	7	6	00	0	2	0	1	8	120	0	0	3	1	1	1	1	82	7.5	0.64
115I	851556	8	425308	6934759	MGDN	41	8	5	6	00	0	2	0	1	8	120	0	0	3	1	1	2	1	78	6.8	0.12

REGIONAL STREAM SEDIMENT AND WATER GEOCHEMICAL RECONNAISSANCE DATA, YUKON 1985, GSC-OF 1220, NGR 85-1985, NTS 1151

MAP	ID	ZN	UTM COORDINATS		ROCK TYPE	G	A	WD	DT	P	ST	T	K	L	E	L	C	M	S	B	W	R	S	O	S	M	P	P	P	P	T	C	S	F-W	PH	U-W
			EAST	NORTH																																
115I	851557	8	425587	6936091	MGDN	41	5	4	6	00	0	2	0	2	8	121	0	0	3	1	1	2	1	88	6.7	0.23										
115I	851558	8	426105	6935830	MGDN	41	6	4	6	00	0	2	0	2	8	121	0	0	3	1	1	2	1	74	7.5	0.66										
115I	851559	8	425971	6939569	MGDN	41	6	5	6	00	0	2	0	2	8	121	0	0	3	1	1	2	1	88	7.4	1.90										
115I	851560	8	426052	6940209	MGDN	41	5	2	6	00	0	2	0	2	6	021	0	0	3	1	1	1	1	92	7.4	0.33										
115I	851562	8	424263	6941368	PGDN	09	10	5	6	10	0	2	0	2	8	021	0	0	3	1	1	2	1	120	7.3	0.48										
115I	851563	8	424263	6941368	PGDN	09	10	5	6	20	0	2	0	2	8	021	0	0	3	1	1	2	1	120	7.3	0.42										
115I	851564	8	422866	6941432	PGDN	09	15	5	6	00	0	2	0	1	8	021	0	0	3	1	1	2	1	200	7.8	0.34										
115I	851565	8	421874	6940247	PGDN	09	5	5	6	00	0	2	0	2	8	120	0	0	3	1	1	1	1	84	7.3	0.09										
115I	851567	8	419852	6941307	PGDN	09	8	6	6	00	0	2	0	2	6	021	0	0	3	1	1	2	1	280	8.1	0.62										
115I	851568	8	417724	6939018	PGDN	09	10	5	6	00	0	2	0	2	8	022	0	0	3	1	1	1	1	96	7.4	0.02										
115I	851569	8	415180	6938857	CPSN	35	8	3	6	00	0	2	0	1	6	120	0	0	3	1	1	1	1	300	7.9	3.10										
115I	851570	8	414939	6937015	CPSN	35	7	4	6	00	0	2	0	1	3	013	0	0	3	1	1	1	1	110	6.8	0.02										
115I	851571	8	405518	6933612	TV	42	20	5	6	00	0	1	0	1	8	121	0	0	3	1	0	1	1	120	7.8	0.11										
115I	851572	8	399490	6930811	TV	42	25	4	6	00	0	1	0	2	8	121	0	0	3	1	1	2	1	140	7.7	0.21										
115I	851573	8	398583	6930723	TV	42	15	4	6	00	0	2	0	1	8	120	0	0	3	1	1	2	1	140	7.4	0.02										
115I	851574	8	398421	6932332	TV	42	12	4	6	00	0	1	0	2	8	120	0	0	3	1	1	1	1	200	7.8	0.30										
115I	851575	8	395037	6928766	KQM	52	15	4	6	00	0	1	0	1	8	210	0	0	3	1	1	1	1	150	7.1	0.02										
115I	851576	8	393934	6928883	KQM	52	10	2	6	00	0	1	0	2	8	120	0	0	3	1	1	1	1	120	7.0	0.02										
115I	851577	8	393416	6926580	KQM	52	10	4	6	00	0	1	1	1	8	120	0	0	3	0	1	2	1	150	7.6	0.11										
115I	851578	8	394796	6925384	KQM	52	15	4	6	00	0	1	0	2	8	120	0	0	3	1	1	1	1	130	7.6	0.13										
115I	851579	8	394773	6924584	KQM	52	22	5	6	00	0	1	0	2	8	120	0	0	3	1	1	2	1	130	7.1	0.08										
115I	851580	8	392303	6923344	KQM	52	30	5	6	00	0	1	1	2	3	120	0	0	3	1	1	2	1	120	7.0	0.02										
115I	851582	8	390958	6919519	KQM	52	25	8	6	10	0	5	1	3	8	120	0	0	3	1	1	2	1	140	6.9	0.08										
115I	851583	8	390958	6919519	KQM	52	25	8	6	20	0	5	1	3	8	120	0	0	3	1	1	2	1	130	6.6	0.10										
115I	851584	8	394598	6919361	KQM	52	10	3	6	00	0	2	0	2	3	210	0	0	3	1	1	1	1	150	7.3	0.02										
115I	851585	8	396835	6918458	KQM	52	12	4	6	00	0	2	0	2	3	120	0	0	3	0	1	1	1	280	8.0	0.52										
115I	851586	8	396747	6916763	KQM	52	25	2	6	00	9	1	1	2	8	120	0	0	3	1	1	2	1	82	7.0	0.05										
115I	851587	8	397886	6917288	KQM	52	15	4	6	00	0	2	1	2	8	120	0	0	3	1	1	1	1	150	7.3	0.13										
115I	851588	8	399090	6916474	KQM	52	10	2	6	00	0	2	1	1	8	120	0	0	3	1	1	1	1	200	7.4	0.29										
115I	851589	8	398116	6915600	KQM	52	10	2	6	00	0	2	0	1	8	120	0	0	3	0	1	1	1	82	6.5	0.02										
115I	851590	8	399994	6915283	KQM	52	12	4	6	00	0	2	0	1	8	210	0	0	3	1	1	2	1	190	7.4	0.09										
115I	851591	8	399604	6914203	KQM	52	10	2	6	00	0	1	0	2	8	210	0	0	3	1	1	1	1	60	6.4	0.02										
115I	851592	8	400627	6913663	KQM	52	15	4	6	00	0	2	0	3	3	120	0	0	3	1	1	2	1	74	6.8	0.02										
115I	851593	8	399967	6913025	KQM	52	10	2	6	00	0	2	0	2	3	120	0	0	3	1	1	1	1	76	7.3	0.25										
115I	851594	8	396074	6906552	KQM	52	20	5	6	00	4	1	0	2	3	120	0	0	3	1	1	2	1	130	7.5	0.02										
115I	851595	8	396089	6905921	KQM	52	25	4	6	00	4	1	0	2	3	120	0	0	3	1	1	2	1	150	6.7	0.02										
115I	851596	8	392865	6907503	CPSN	35	15	4	6	00	4	1	0	2	3	120	0	0	3	1	1	1	1	86	6.4	0.81										
115I	851598	8	392443	6908466	KY	52	10	2	6	00	0	2	0	2	8	120	0	0	3	0	0	1	1	84	6.6	0.05										
115I	851599	8	392562	6909626	KQM	52	15	4	6	00	0	1	0	2	3	120	0	0	3	1	1	2	1	140	7.3	0.23										
115I	851600	8	391067	6910138	KY	52	10	2	6	00	0	2	0	2	8	210	0	0	3	1	1	1	1	66	6.7	0.36										
115I	851602	8	388742	6912615	KQM	52	15	4	6	00	0	2	1	2	3	120	0	0	3	0	1	1	1	72	6.3	0.02										
115I	851603	8	389819	6914217	KQM	52	20	4	6	10	0	1	0	2	8	120	0	0	3	0	1	2	1	110	7.3	0.02										
115I	851604	8	389819	6914217	KQM	52	20	4	6	20	0	1	0	2	8	120	0	0	3	0	1	2	1	130	7.1	0.02										
115I	851605	8	385976	6916266	PGDN	09	15	2	6	00	0	1	0	2	8	210	0	0	3	0	1	2	1	110	7.5	2.40										
115I	851606	8	384127	6913936	CPSN	35	10	2	6	00	4	1	0	1	8	120	0	0	3	1	1	1	1	110	6.7	0.02										
115I	851607	8	382250	6913063	CPSN	35	15	4	6	00	4	1	0	2	3	120	0	0	3	1	1	1	1	68	6.4	0.10										
115I	851608	8	403792	6914075	OMCV	60	12	4	6	00	0	2	0	2	8	120	0	0	3	1	1	1	1	90	7.5	0.06										
115I	851609	8	404774	6915528	KQM	52	10	2	6	00	0	2	1	2	8	012	0	0	3	0	1	1	1	130	7.8	0.02										
115I	851610	8	404007	6916109	KQM	52	5	2	6	00	0	2	0	1	8	210	0	0	3	0	1	1	1	220	7.5	0.25										
115I	851611	8	405507	6916570	KQM	52	10	2	6	00	0	2	0	1	8	021	0	0	3	0	1	1	1	180	7.6	0.23										

REGIONAL STREAM SEDIMENT AND WATER GEOCHEMICAL RECONNAISSANCE DATA, YUKON 1985, GSC-OF 1220, NGR 85-1985, NTS 1151

MAP	ID	UTM COORDINATS			ROCK TYPE	A G	WD	DT	S C B W R S P P P P T C S												F-W	PH	U-W				
		ZN	EAST	NORTH					M	R	N	N	O	T	O	S	P	P	P	P				T	C	S	
																											A
115I	851613	8	404717	6917063	KQM	52	10	4	6	00	0	2	1	2	8	120	0	0	3	0	1	1	1	440	7.8	0.66	
115I	851614	8	405799	6918786	KQM	52	10	2	6	00	0	2	0	2	8	021	0	0	3	0	1	1	1	150	7.8	0.10	
115I	851615	8	408774	6920248	KQM	52	12	4	6	00	0	2	0	1	8	120	0	0	3	1	1	2	1	100	7.3	0.02	
115I	851616	8	410712	6921901	TV	42	10	4	6	00	0	2	0	1	8	120	0	0	3	0	1	1	1	310	7.1	0.02	
115I	851617	8	402803	6921192	PGDN	09	20	4	6	00	0	2	0	2	8	121	0	0	3	1	1	1	1	110	7.4	0.08	
115I	851618	8	402167	6921361	PGDN	09	20	5	6	00	0	2	0	2	8	121	0	0	3	1	1	1	1	150	7.6	0.50	
115I	851619	8	401924	6922878	KQM	52	12	4	6	00	0	2	0	1	8	021	0	0	3	1	1	1	1	120	7.4	0.52	
115I	851620	8	401659	6923441	KQM	52	8	4	6	00	0	2	0	1	8	021	0	0	3	1	1	1	1	90	7.4	0.10	
115I	851622	8	401086	6926866	KQM	52	20	4	6	00	0	2	1	2	8	021	0	0	3	1	1	2	1	300	7.4	0.23	
115I	851623	8	402757	6925946	KQM	52	10	4	6	00	0	2	0	2	8	120	0	0	3	0	1	1	1	140	7.5	0.07	
115I	851624	8	407236	6922531	KQM	52	12	4	6	00	0	2	0	2	8	120	0	0	3	1	1	1	1	260	7.9	0.05	
115I	851625	8	407238	6923263	KQM	52	15	5	6	00	0	2	0	2	8	021	0	0	3	1	1	2	1	290	7.5	0.02	
115I	851626	8	412726	6924735	TV	42	25	5	6	10	0	2	0	2	8	120	0	0	3	0	1	2	1	180	7.7	1.70	
115I	851627	8	412726	6924735	TV	42	25	5	6	20	0	2	0	2	8	120	0	0	3	0	1	2	1	200	7.7	1.00	
115I	851628	8	410041	6926945	TV	42										8	210	0	0	3	0	0	1				
115I	851630	8	409815	6927367	TV	42	15	4	6	00	0	2	0	2	8	120	0	0	3	0	1	1	1	110	7.7	0.11	
115I	851631	8	428211	6954291	CPSN	35	10	4	6	00	0	1	0	1	6	121	0	0	3	0	1	1	1	130	7.4	0.28	
115I	851632	8	432639	6955477	CPSN	35	15	2	6	00	0	2	0	2	6	120	0	0	3	1	1	2	1	86	7.6	0.02	
115I	851633	8	433940	6950786	CPSN	35	10	8	6	00	0	2	0	2	8	021	0	0	3	0	1	1	1	150	7.7	0.31	
115I	851634	8	436432	6948831	CPSN	35	8	2	6	00	0	2	0	2	8	021	0	0	3	0	1	1	1	310	6.9	0.34	
115I	851635	8	437280	6948049	CPSN	35										8	121	0	0	3	0	0	1				
115I	851636	8	438619	6946740	CPSN	35	12	4	6	00	0	2	0	2	8	120	0	0	3	0	1	1	1	250	7.9	0.44	
115I	851637	8	441294	6942030	MGDN	41	20	5	6	00	0	1	0	2	8	120	0	0	3	1	1	2	1	100	7.5	0.72	
115I	851638	8	439491	6943331	MGDN	41	15	4	6	00	0	2	1	2				0	0	3	1	1	2	1	140	7.4	1.90
115I	851639	8	435941	6946431	MGDN	41	18	4	6	00	0	2	0	1	8	021	0	0	3	1	1	2	1	120	7.2	0.02	
115I	851640	8	434439	6946410	PGDN	09	25	4	6	00	0	1	0	2	8	120	0	0	3	1	1	2	1	110	7.3	0.72	
115I	851642	8	432451	6944797	PGDN	09	20	5	6	00	0	2	1	2	8	220	0	0	3	1	1	2	1	88	7.7	0.70	
115I	851643	8	432557	6942159	MGDN	41	15	4	6	00	0	2	0	2	8	120	0	0	3	1	1	2	1	88	7.5	0.65	
115I	851644	8	433152	6940363	MGDN	41	8	2	6	00	0	2	0	1	8	120	0	0	3	1	1	1	1	110	6.4	0.40	
115I	851645	8	433588	6940130	MGDN	41	10	4	6	00	0	2	0	1	8	210	0	0	3	0	1	1	1	120	7.5	0.92	
115I	851646	8	433710	6939133	MGDN	41	8	4	6	00	0	2	0	2	8	210	0	0	3	1	1	1	1	82	7.6	0.17	
115I	851647	8	433836	6938582	MGDN	41	12	4	6	00	0	2	0	2	8	121	0	0	3	1	1	1	1	82	7.6	0.91	
115I	851648	8	434014	6938054	MGDN	41	15	4	6	00	0	2	0	1	8	120	0	0	3	1	1	1	1	94	7.9	2.30	
115I	851649	8	434184	6936826	MGDN	41	15	4	6	10	0	2	0	2	8	121	0	0	3	1	1	2	1	76	7.8	2.50	
115I	851650	8	434184	6936826	MGDN	41	15	4	6	20	0	2	0	2	8	121	0	0	3	1	1	2	1	76	7.9	2.60	
115I	851651	8	432595	6926616	MGDN	41	22	4	6	00	9	1	0	2	8	121	0	0	3	1	1	1	1	150	7.0	2.40	
115I	851652	8	433788	6926528	MGDN	41	20	5	6	00	9	1	0	2	8	121	0	0	3	1	1	1	1	80	7.1	0.32	
115I	851653	8	432484	6922924	MGDN	41	8	2	6	00	0	2	0	1	8	121	0	0	3	1	0	1	1	150	7.5	0.60	
115I	851655	8	433208	6922898	MGDN	41	15	5	6	00	0	2	0	2	8	120	0	0	3	1	1	2	1	76	7.3	0.77	
115I	851656	8	433573	6920912	MGDN	41	20	5	6	00	9	2	0	2	6	121	0	0	3	1	1	1	1	140	7.4	4.30	
115I	851657	8	431249	6917269	MGDN	41	25	5	6	00	0	1	0	3	8	120	0	0	3	1	1	2	1	120	7.3	2.10	
115I	851658	8	433750	6914888	TV	42	12	4	6	00	0	2	0	2	8	121	0	0	3	1	1	1	1	84	7.2	0.44	
115I	851659	8	439536	6913938	TV	42	8	2	6	00	0	2	0	1	8	121	0	0	3	1	0	1	1	76	6.9	0.02	
115I	851660	8	440320	6912275	TV	42	8	2	6	00	0	2	0	1	8	120	0	0	3	0	1	1	1	86	6.8	0.02	
115I	851662	8	441534	6910882	TV	42	12	4	6	00	0	2	0	2	8	120	0	0	3	1	1	1	1	62	7.1	0.02	
115I	851663	8	441931	6911974	MGDN	41	10	2	6	00	0	2	0	1	8	120	0	0	3	1	1	1	1	130	7.6	0.18	
115I	851664	8	443101	6912116	MGDN	41	12	4	6	00	0	2	0	1	8	220	0	0	3	1	1	1	1	190	7.2	0.22	
115I	851665	8	447246	6911710	MGDN	41	15	4	6	00	0	1	1	1	8	021	0	0	3	0	1	1	1	96	7.5	0.17	
115I	851666	8	447742	6916832	MGDN	41										8	211	0	0	3	1	0	1				
115I	851667	8	443347	6916337	MGDN	41	20	4	6	10	0	2	0	1	8	220	0	0	3	1	1	1	1	140	7.3	1.60	

REGIONAL STREAM SEDIMENT AND WATER GEOCHEMICAL RECONNAISSANCE DATA, YUKON 1985, GSC-OF 1220, NGR 85-1985, NTS 115I

MAP	ID	UTM COORDINATS		ROCK TYPE	A G	WD	DT	M P	R P	S T	C B	W N	R K	S T	O T	S M P	P P	P P	P P	T C	S S	F-W	PH	U-W		
		ZN	EAST																						NORTH	
115I	851668	8	443347	6916337	MGDN	41	20	4	6	20	0	2	0	1	8	220	0	0	3	1	1	1	1	150	7.2	1.90
115I	851669	8	441802	6918410	MGDN	41	12	4	6	00	0	1	0	1	8	021	0	0	3	0	1	1	1	100	7.2	0.46
115I	851670	8	438622	6917082	TV	42	8	2	6	00	0	5	0	1	8	210	0	0	3	0	1	1	1	230	6.5	0.07
115I	851671	8	438302	6919607	MGDN	41	15	4	6	00	0	7	1	1	8	121	0	0	3	0	1	1	1	190	7.0	3.20
115I	851672	8	436600	6921600	MGDN	41	15	2	6	00	0	2	0	2	8	120	0	0	3	1	1	1	1	120	7.6	4.30
115I	851674	8	435522	6921821	MGDN	41	18	3	6	00	0	1	0	2	3	220	1	0	3	1	1	2	1	120	7.6	2.80
115I	851675	8	417721	6916874	TV	42	22	4	6	00	0	1	0	3	8	121	0	0	3	1	1	3	1	190	7.7	0.38
115I	851676	8	417716	6912809	KQM	52	10	3	6	00	0	1	0	2	8	220	0	0	3	1	1	2	1	440	7.6	1.00
115I	851677	8	416660	6918287	TV	42	20	3	6	00	0	2	0	2	8	220	0	0	3	1	1	3	1	380	7.4	0.52
115I	851678	8	410845	6918461	KQM	52	10	5	6	00	0	2	0	2	6	120	0	0	3	1	1	2	1	280	7.4	0.09
115I	851679	8	408921	6916006	KQM	52	10	3	6	00	0	2	0	3	8	121	0	0	3	1	1	1	1	130	7.5	0.07
115I	851680	8	408588	6916279	KQM	52	10	2	6	00	0	2	0	3	8	120	0	0	3	1	1	1	1	84	7.1	0.02
115I	851682	8	413199	6914520	KQM	52	10	3	6	00	0	2	0	3	8	021	0	0	3	1	1	1	1	150	7.4	0.08
115I	851683	8	413121	6912602	KQM	52	7	5	6	00	0	2	0	1	8	021	0	0	3	1	1	1	1	440	7.4	0.42
115I	851684	8	411929	6912359	KQM	52	10	4	6	00	1	2	0	2	8	121	0	0	3	1	1	2	1	390	7.6	0.68
115I	851685	8	415402	6909108	KQM	52	7	4	6	00	0	2	0	2	8	121	0	0	3	1	1	1	1	340	7.6	0.28
115I	851686	8	415594	6907594	KQM	52	7	4	6	00	0	2	0	1	8	121	0	0	3	1	1	1	1	110	7.5	0.02
115I	851687	8	413955	6908506	KQM	52	5	2	6	00	1	2	0	1	6	120	0	0	3	1	1	1	1	150	6.6	0.02
115I	851688	8	412866	6908667	KQM	52	7	3	6	00	1	2	0	1	6	120	0	0	3	1	1	1	1	130	7.4	0.02
115I	851689	8	408747	6908251	KQM	52	12	6	6	10	0	2	0	2	8	120	0	0	3	1	1	2	1	180	7.6	0.20
115I	851690	8	408747	6908251	KQM	52	12	6	6	20	0	2	0	2	8	120	0	0	3	1	1	2	1	180	7.6	0.21
115I	851691	8	408826	6909342	KQM	52	10	5	6	00	0	2	0	1	6	120	0	0	3	1	1	2	1	160	7.3	0.02
115I	851692	8	407041	6908574	OMCV	60	7	4	6	00	0	2	0	1	8	012	0	0	3	1	1	1	1	76	7.3	0.02
115I	851693	8	405260	6909607	OMCV	60	7	5	6	00	0	2	0	1	8	121	0	0	3	1	1	1	1	72	7.4	0.02
115I	851694	8	404693	6908387	OMCV	60	8	3	6	00	0	2	0	1	8	120	0	0	3	1	1	1	1	68	7.0	0.02
115I	851695	8	403904	6909402	OMCV	60	10	4	6	00	0	2	0	2	6	021	0	0	3	1	1	2	1	84	7.0	0.02
115I	851696	8	402682	6907506	KQM	52	7	5	6	00	0	2	0	1	8	021	0	0	3	1	1	1	1	86	7.1	0.02
115I	851697	8	402311	6907119	KQM	52	8	3	6	00	0	2	0	2	8	120	0	0	3	1	1	2	1	110	7.8	0.10
115I	851698	8	401976	6908034	KQM	52	20	3	6	00	0	2	0	3	8	120	0	0	3	1	1	2	1	120	7.4	0.46
115I	851700	8	399791	6907262	KQM	52	20	3	6	00	0	2	0	3	8	120	0	0	3	1	1	2	1	120	7.5	1.10
115I	851702	8	399430	6906804	KQM	52	12	3	6	00	0	2	1	3	8	120	0	0	3	1	1	2	1	96	6.9	0.10
115I	851703	8	399750	6906328	KQM	52	11	3	6	10	0	2	0	3	8	120	0	0	3	1	1	2	1	80	6.9	0.23
115I	851704	8	399750	6906328	KQM	52	11	3	6	20	0	2	0	3	8	120	0	0	3	1	1	2	1	78	6.9	0.25
115I	851705	8	367903	6908613	KQM	52	7	2	6	00	0	2	0	2	8	121	0	0	5	1	1	1	1	40	7.3	0.10
115I	851706	8	367448	6907154	KQM	52	20	1	6	00	0	2	0	2	1	120	1	0	5	1	1	2	1	34	7.0	0.30
115I	851707	8	365474	6905247	KQM	52	18	2	6	00	0	2	0	3	1	120	1	0	5	1	1	2	1	42	7.4	1.20
115I	851708	8	365666	6904413	KQM	52	22	3	6	00	0	2	0	3	1	120	1	0	5	1	1	2	1	50	7.6	5.20
115I	851709	8	362690	6904796	KQM	52	10	3	6	00	0	2	0	2	1	120	1	0	5	1	1	2	1	46	6.5	0.18
115I	851710	8	361566	6907941	KQM	52	10	2	6	00	0	2	0	3	8	210	1	0	5	1	1	2	1	50	7.5	3.30
115I	851711	8	361885	6907453	KQM	52	22	3	6	00	0	2	0	3	8	120	1	0	5	1	1	2	1	48	7.5	2.00
115I	851712	8	359047	6907435	KQM	52	12	2	6	00	0	2	0	3	1	120	1	0	5	1	1	2	1	88	7.8	4.50
115I	851714	8	357087	6908442	KQM	52	20	2	6	00	0	2	0	3	8	120	1	0	5	1	1	2	1	76	7.7	1.50
115I	851715	8	357550	6908572	KQM	52	6	3	6	00	0	2	0	3	8	121	1	0	5	1	1	2	1	100	7.7	1.90
115I	851716	8	354202	6906487	KQM	52	20	3	6	00	0	2	0	3	8	120	1	0	5	1	1	2	1	72	7.6	1.80
115I	851717	8	354875	6906621	KQM	52	6	3	6	00	0	2	0	3	8	120	0	0	5	1	1	2	1	90	7.5	3.20
115I	851718	8	351171	6905739	KQM	52	12	2	6	00	0	2	0	2	1	120	1	0	5	1	1	2	1	66	7.2	1.50
115I	851719	8	351408	6906290	KQM	52	20	3	6	00	0	2	0	3	1	120	1	0	5	1	1	2	1	80	7.6	3.80
115I	851720	8	346400	6905920	KQM	52	13	1	6	00	0	2	0	2	8	120	1	0	5	1	1	1	1	42	7.2	0.12
115I	851722	8	347418	6900437	KQM	52	30	3	6	00	0	2	0	3	8	120	1	0	5	1	1	2	1	50	7.3	1.80
115I	851723	8	345751	6899766	KQM	52	10	3	6	00	0	2	0	3	8	120	1	0	5	1	1	1	1	36	6.8	0.18

REGIONAL STREAM SEDIMENT AND WATER GEOCHEMICAL RECONNAISSANCE DATA, YUKON 1985, GSC-OF 1220, NGR 85-1985, NTS 1151

MAP	ID	UTM COORDINATS			ROCK TYPE	A G E	WD	DT	S C B W R S P P P P T C S										F-W	PH	U-W					
		ZN	EAST	NORTH					M	R	N	N	D	T	O	S	P	P				P	T	C	S	
																										A
115I	851724	8	346212	6900856	KQM	52	10	2	6	00	0	2	0	3	8	121	0	0	5	1	1	1	1	66	7.8	2.00
115I	851725	8	344407	6901266	KQM	52	30	5	6	10	0	1	0	3	8	120	7	0	5	1	1	2	1	64	7.1	0.70
115I	851726	8	344407	6901266	KQM	52	30	5	6	20	0	1	0	3	8	120	7	0	5	1	1	2	1	66	7.1	0.64
115I	851727	8	349952	6897424	HCSN	08	10	2	6	00	0	2	0	2	8	210	0	0	5	1	1	1	1	80	7.8	3.30
115I	851728	8	348556	6896158	HCSN	08	10	3	6	00	0	2	0	2	8	120	0	0	5	1	1	1	1	98	7.7	2.40
115I	851729	8	346536	6896080	HCSN	08			1	00	0	2			8	120	0	0	5	1	1	1				
115I	851730	8	345643	6895311	HCSN	08	7	3	6	00	0	2	0	3	8	120	0	0	5	1	1	1	1	94	7.5	1.00
115I	851731	8	345439	6893422	HCSN	08	10	3	6	00	0	2	0	2	8	120	0	0	5	1	1	2	1	82	7.7	1.10
115I	851732	8	344005	6894219	HCSN	08	10	2	6	00	0	2	0	2	8	120	0	0	5	1	1	1	1	86	7.5	0.90
115I	851733	8	344329	6891135	HCSN	08	15	3	6	00	0	2	0	2	8	120	0	0	5	1	1	2	1	140	7.4	0.45
115I	851734	8	343748	6890564	HCSN	08	7	2	6	00	0	2	0	2	8	120	0	0	5	1	1	1	1	210	6.5	0.64
115I	851735	8	351979	6894106	HCSN	08	15	3	6	00	0	2	0	2	1	121	1	0	5	1	1	2	1	76	7.6	0.61
115I	851736	8	353010	6891727	HCSN	08	16	2	6	00	0	2	0	2	8	210	4	0	5	1	1	2	1	46	7.0	0.09
115I	851737	8	354211	6891670	HCSN	08	8	3	6	00	0	2	0	2	8	120	4	0	5	1	1	2	1	44	6.9	0.10
115I	851738	8	354098	6891223	HCSN	08	7	3	6	00	0	2	0	2	8	120	4	0	5	1	1	2	1	54	7.6	0.78
115I	851739	8	353400	6895500	HCSN	08	10	3	6	00	0	2	0	2	8	121	1	0	5	1	1	1	1	70	7.3	0.35
115I	851742	8	353394	6896897	HCSN	08	10	2	6	00	0	2	0	2	8	121	0	0	5	1	1	1	1	82	7.9	2.90
115I	851743	8	352907	6898703	HCSN	08	30	2	6	00	0	2	0	3	8	120	0	0	5	1	1	2	1	76	7.4	1.10
115I	851744	8	351847	6899626	HCSN	08	12	2	6	00	0	2	0	2	6	120	0	0	5	1	1	1	1	76	7.4	1.70
115I	851745	8	352730	6900611	HCSN	08	7	3	6	00	0	2	0	2	8	120	0	0	5	1	1	1	1	170	7.7	1.60
115I	851746	8	353552	6900142	HCSN	08	6	4	6	00	0	2	0	3	8	120	0	0	5	1	1	1	1	90	7.2	1.20
115I	851747	8	353746	6901923	EMN	59	10	3	6	00	0	2	0	3	8	120	0	0	5	1	1	1	1	140	7.5	0.78
115I	851748	8	355603	6902930	EMN	59	15	4	6	10	0	2	0	3	1	120	0	0	5	1	1	2	1	76	7.3	1.60
115I	851749	8	355603	6902930	EMN	59	15	4	6	20	0	2	0	3	1	120	0	0	5	1	1	2	1	76	7.4	2.10
115I	851750	8	358757	6903063	KQM	52	6	5	6	00	0	2	0	3	8	120	0	0	5	1	1	1	1	46	6.2	0.28
115I	851751	8	358395	6903922	KQM	52	7	3	6	00	0	2	0	2	8	120	0	0	5	1	1	1	1	86	7.5	8.00
115I	851752	8	360524	6904194	KQM	52	7	4	6	00	0	2	0	3	8	120	0	0	5	1	1	1	1	48	6.6	0.14
115I	851753	8	357940	6900599	KQM	52	10	2	6	00	0	2	0	2	8	121	0	0	5	1	1	1	1	62	7.1	0.11
115I	851754	8	359263	6899202	KQM	52	7	2	6	00	0	2	0	2	8	120	0	0	5	1	1	1	1	72	7.0	0.15
115I	851755	8	361796	6900445	KQM	52	6	4	6	00	0	2	0	2	8	210	1	0	5	1	1	1	1	68	7.3	0.47
115I	851756	8	363861	6901216	KQM	52	6	2	6	00	0	2	0	3	8	012	0	0	5	1	1	1	1	54	6.9	0.62
115I	851757	8	364360	6900937	KQM	52	10	4	6	00	0	2	0	3	8	120	0	0	5	1	1	2	1	52	7.4	4.70
115I	851759	8	360672	6900334	KQM	52	7	3	6	00	0	2	0	2	8	121	0	0	5	1	1	1	1	60	6.6	0.15
115I	851760	8	361900	6898622	KQM	52	4	2	6	00	0	2	0	1	1	120	1	0	5	1	1	1	1	50	6.9	0.02
115I	851763	8	361324	6897670	KQM	52	12	2	6	10	0	1	0	2	8	120	0	0	5	1	1	2	1	110	7.2	2.00
115I	851764	8	361324	6897670	KQM	52	12	2	6	20	0	1	0	2	8	120	0	0	5	1	1	2	1	110	7.6	2.10
115I	851765	8	359542	6896291	HCSN	08	5	2	6	00	0	2	0	2	8	121	0	0	5	1	1	1	1	44	7.0	0.02
115I	851766	8	358194	6895780	HCSN	08	5	3	6	00	0	2	0	2	8	120	0	0	5	1	1	1	1	36	6.5	0.05
115I	851767	8	356817	6896066	HCSN	08	10	4	6	00	0	2	0	1	1	120	1	0	5	1	1	1	1	46	6.8	1.10
115I	851768	8	357010	6895264	HCSN	08	20	3	6	00	0	1	0	3	1	210	1	0	5	1	1	2	1	100	7.4	0.94
115I	851769	8	362422	6896236	HCSN	08	7	2	6	00	0	2	0	3	8	210	0	0	5	1	1	1	1	44	7.2	0.02
115I	851770	8	363278	6896663	KQM	52	8	2	6	00	0	2	0	1	1	120	2	0	5	1	1	2	1	54	6.7	0.13
115I	851771	8	367241	6895799	KQM	52	6	4	6	00	0	2	0	2	8	021	0	0	5	1	1	1	1	44	6.5	0.08
115I	851772	8	366989	6897386	KQM	52	5	4	6	00	0	2	0	2	8	021	0	0	5	1	1	1	1	50	6.8	0.02
115I	851773	8	366796	6898532	KQM	52	12	3	6	00	0	2	0	3	1	120	1	0	5	1	1	2	1	50	7.5	3.50
115I	851774	8	367157	6898137	KQM	52	10	4	6	00	0	2	0	3	1	120	1	0	5	1	1	1	1	56	7.5	1.90
115I	851775	8	366509	6892359	HCSN	08	10	2	6	00	0	1	0	2	8	120	0	0	5	1	1	2	1	70	7.5	0.51
115I	851776	8	363369	6891577	HCSN	08	6	3	6	00	0	2	0	1	8	120	0	0	5	1	1	1	1	74	5.8	0.09
115I	851777	8	360225	6892233	HCSN	08	10	3	6	00	0	2	3	2	8	120	0	0	5	1	1	2	1	42	6.5	0.02
115I	851778	8	360211	6892710	HCSN	08	15	1	6	00	0	2	0	2	8	120	0	0	5	1	1	2	1	58	7.2	0.40

REGIONAL STREAM SEDIMENT AND WATER GEOCHEMICAL RECONNAISSANCE DATA, YUKON 1985, GSC-OF 1220, NGR 85-1985, NTS 1151

MAP	IO	UTM COORDINATS		ROCK TYPE	G	A	WD	DT	S C B W R S P P P P T C S										F-W	PH	U-W						
		ZN	EAST						NORTH	M	RP	N	N	O	T	O	SMP	P				P	P	P	T	C	S
1151	851779	8	371677	6899257	KQM	52	6	3	6	00	0	2	0	2	8	120	0	0	5	1	1	1	1	56	7.4	0.75	
1151	851780	8	371746	6901786	KQM	52	10	2	6	00	0	2	0	2	8	121	1	0	5	1	1	2	1	52	7.4	0.84	
1151	851782	8	372261	6901786	KQM	52	9	4	6	00	0	2	3	2	6	120	0	0	5	1	1	1	1	66	6.8	0.02	
1151	851783	8	375004	6899593	KQM	52	10	5	6	00	0	2	1	2	8	120	0	0	5	1	1	2	1	52	6.6	0.02	
1151	851784	8	375729	6900082	KQM	52	10	2	6	00	0	2	1	2	1	120	0	0	5	1	1	1	1	66	7.4	1.60	
1151	851785	8	376018	6897940	KQM	52	10	6	6	00	0	2	1	2	8	021	0	0	5	1	1	1	1	46	6.6	0.15	
1151	851786	8	376439	6894381	KQM	52	20	4	6	10	0	2	0	2	1	120	0	0	5	1	1	2	1	58	7.3	0.68	
1151	851787	8	376439	6894381	KQM	52	20	4	6	20	0	2	0	2	1	120	0	0	5	1	1	2	1	58	7.3	0.70	
1151	851788	8	376036	6893467	KQM	52	10	2	6	00	0	2	0	2	8	120	0	0	5	1	1	1	1	30	6.7	0.05	
1151	851789	8	378077	6892400	KQM	52	10	3	6	00	0	2	0	3	8	121	0	0	5	1	1	2	1	32	6.8	0.11	
1151	851790	8	378844	6892334	KQM	52	10	2	6	00	0	2	0	2	8	120	0	0	5	1	1	2	1	30	6.4	0.02	
1151	851791	8	380483	6892948	KQM	52	7	2	6	00	0	2	0	2	8	120	0	0	5	1	1	1	1	44	7.2	0.28	
1151	851792	8	380805	6891346	KQM	52	9	2	6	00	0	2	0	2	8	210	0	0	5	1	1	1	1	30	7.0	0.14	
1151	851793	8	381522	6890951	KQM	52	10	3	6	00	0	2	0	2	8	120	0	0	5	1	1	1	1	34	7.0	0.10	
1151	851794	8	382351	6891671	KQM	52	12	3	6	00	0	2	0	2	8	120	0	0	5	1	1	2	1	42	7.3	0.18	
1151	851795	8	382281	6891165	KQM	52	12	2	6	00	0	2	0	2	8	120	0	0	5	1	1	2	1	26	6.7	0.02	
1151	851796	8	384733	6898417	KQM	52	10	2	6	00	0	2	0	3	8	120	0	0	5	1	1	2	1	50	7.3	0.62	
1151	851798	8	383988	6898228	KQM	52	15	4	6	00	0	2	0	3	8	120	1	0	5	1	1	2	1	68	7.4	1.00	
1151	851799	8	382904	6898853	KQM	52	12	2	6	00	0	2	0	2	8	120	1	0	5	1	1	2	1	40	6.6	0.14	
1151	851800	8	381722	6900073	EMN	59	15	3	6	00	0	2	0	3	1	120	1	0	5	1	1	2	1	62	7.3	0.78	
1151	851802	8	381085	6900758	EMN	59	10	3	6	00	0	2	0	2	8	120	0	0	5	1	1	1	1	58	7.2	0.15	
1151	851803	8	382910	6900220	EMN	59	7	2	6	00	0	2	0	2	8	121	0	0	5	1	1	1	1	56	7.6	1.50	
1151	851804	8	380587	6901908	KQM	52	10	4	6	00	0	2	0	2	8	021	0	0	5	1	1	1	1	52	6.9	0.31	
1151	851805	8	381144	6902492	KQM	52	12	3	6	00	0	2	0	3	8	120	0	0	5	1	1	2	1	140	7.8	2.50	
1151	851806	8	380337	6902687	KQM	52	12	4	6	00	0	2	0	3	8	120	0	0	5	1	1	2	1	70	7.6	1.40	
1151	851808	8	426730	6896893	JL	47	10	2	6	00	0	2	0	2	8	012	0	0	3	0	0	1	1	120	7.9	0.29	
1151	851809	8	425258	6899727	JL	47	8	4	6	00	0	7	1	1	8	210	0	0	3	0	1	1	1	110	7.7	0.36	
1151	851810	8	421112	6900801	JL	47	12	4	6	00	0	2	0	2	8	021	0	0	3	0	1	1	1	88	7.6	0.37	
1151	851811	8	420650	6900195	JL	47	10	4	6	00	0	2	0	1	8	120	0	0	3	1	1	1	1	70	7.7	1.70	
1151	851812	8	419385	6901596	KQM	52	12	2	6	10	0	2	0	2	8	220	0	0	3	1	1	1	1	68	7.6	0.11	
1151	851813	8	419385	6901596	KQM	52	12	2	6	20	0	2	0	2	8	220	0	0	3	1	1	1	1	70	7.5	0.12	
1151	851814	8	417851	6901754	KQM	52	15	4	6	00	0	2	0	2	6	021	0	0	3	1	1	2	1	64	7.3	0.08	
1151	851815	8	414522	6900686	OMCV	60	20	4	6	00	0	2	0	3	8	120	0	0	3	1	1	2	1	74	7.7	0.12	
1151	851816	8	413989	6900534	OMCV	60	18	2	6	00	0	2	0	3	8	120	0	0	3	1	1	2	1	64	7.0	0.02	
1151	851817	8	409907	6900441	KQM	52	22	4	6	00	0	2	0	3	8	120	0	0	3	1	1	2	1	92	7.6	0.10	
1151	851818	8	410681	6897467	OMCV	60	20	4	6	00	0	2	0	2	6	120	0	0	3	1	1	1	1	96	7.6	0.15	
1151	851819	8	409940	6897386	OMCV	60	20	4	6	00	0	2	0	2	6	120	0	0	3	1	1	1	1	80	7.6	0.02	
1151	851820	8	407035	6901564	KQM	52	10	2	6	00	0	2	0	1	8	120	0	0	3	1	1	1	1	170	7.3	0.30	
1151	851822	8	406244	6899958	KQM	52	18	4	6	10	0	2	0	3	8	120	0	0	3	1	1	2	1	66	7.2	0.06	
1151	851823	8	406244	6899958	KQM	52	18	4	6	20	0	2	0	3	8	120	0	0	3	1	1	2	1	64	7.2	0.05	
1151	851824	8	403688	6899498	KQM	52	12	4	6	00	0	2	0	1	8	120	0	0	3	0	1	1	1	48	7.1	0.05	
1151	851825	8	402829	6900350	KQM	52	12	4	6	00	0	2	0	1	1	120	0	0	3	0	1	1	1	110	7.6	0.42	
1151	851826	8	401681	6900278	KQM	52	15	5	6	00	0	2	0	3	8	220	0	0	3	0	1	1	1	82	7.2	0.02	
1151	851827	8	401200	6898000	KQM	52	10	5	6	00	0	7	0	2	8	012	0	0	3	0	1	1	1	70	7.2	0.02	
1151	851828	8	400000	6898000	OMCV	60	22	4	6	00	0	0	3	1	8	022	0	0	3	1	1	2	1	74	7.1	0.02	
1151	851829	8	399200	6898000	OMCV	60	8	2	6	00	0	2	0	1	6	021	0	0	3	0	0	1	1	110	7.5	0.14	
1151	851830	8	398100	6899200	OMCV	60	12	4	6	00	0	2	0	3	8	021	0	0	3	1	1	2	1	180	7.9	0.42	
1151	851831	8	397359	6900913	KQM	52	14	2	6	00	0	2	0	2	1	210	0	0	3	1	1	1	1	120	7.6	0.10	
1151	851832	8	394353	6900997	OCS	60	15	4	6	00	0	2	0	1	8	120	0	0	3	1	1	1	1	110	8.1	0.64	
1151	851833	8	393876	6901855	KY	52		1	00	0	2			8	220	0	0	3	0	0	1						

REGIONAL STREAM SEDIMENT AND WATER GEOCHEMICAL RECONNAISSANCE DATA, YUKON 1985, GSC-OF 1220, NGR 85-1985, NTS 1151

MAP	ID	UTM COORDINATS			ROCK TYPE	G	A	E	WD	DT	S C B W R S P P P P T C S										F-W	PH	U-W					
		ZN	EAST	NORTH							M	RP	N	N	O	T	O	SMP	P	P				Y	T	P	S	C
115I	851834	8	392347	6902833	KY	52	8			2	6	00	0	2	0	2	8	220	0	0	3	0	1	1	1	76	7.5	0.34
115I	851835	8	389619	6901998	KQM	52	22			4	6	00	4	2	0	2	3	120	0	0	3	1	1	2	1	94	7.9	3.10
115I	851836	8	388784	6901780	EMN	59	20			5	6	00	4	2	0	2	6	120	0	0	3	1	1	2	1	66	7.7	2.70
115I	851838	8	392636	6887847	KQM	52	14			4	6	00	0	2	1	2	8	210	0	0	5	1	1	1	1	58	7.9	0.36
115I	851839	8	392864	6887489	KQM	52	12			3	6	00	0	2	1	2	1	210	1	0	5	1	1	1	1	42	6.8	0.02
115I	851840	8	392088	6887326	KQM	52	10			4	6	00	0	2	0	2	8	021	0	0	5	1	1	1	1	60	7.2	0.06
115I	851842	8	392888	6885739	KQM	52	10			4	6	00	0	2	0	3	1	120	0	0	5	1	1	1	1	54	7.3	0.08
115I	851843	8	389359	6885950	KQM	52	20			4	6	00	0	2	1	2	1	120	0	0	5	1	1	2	1	56	6.6	0.02
115I	851844	8	389888	6886154	KQM	52	12			4	6	00	0	2	0	2	1	120	0	0	5	1	1	1	1	44	7.2	0.09
115I	851845	8	391900	6882778	KQM	52	15			4	6	10	0	2	0	2	1	120	0	0	5	1	1	1	1	46	6.4	0.08
115I	851846	8	391900	6882778	KQM	52	15			4	6	20	0	2	0	2	1	120	0	0	5	1	1	1	1	44	6.3	0.08
115I	851847	8	390999	6880960	KQM	52	10			2	6	00	4	2	3	1	8	120	1	0	5	1	1	1	1	70	6.9	0.20
115I	851848	8	390968	6880306	HCSN	08	8			2	6	00	4	2	3	1	8	022	0	0	5	1	1	1	1	66	7.0	0.24
115I	851849	8	392904	6879160	HCSN	08	12			4	6	00	0	2	1	2	1	120	0	0	5	1	1	1	1	56	6.4	0.02
115I	851850	8	391193	6877467	HCSN	08	14			3	6	00	0	2	0	1	8	120	0	0	3	0	1	1	1	52	5.9	0.02
115I	851851	8	388485	6876834	HCSN	08	10			4	6	00	0	2	0	2	1	120	0	0	3	1	0	1	1	60	6.7	0.02
115I	851852	8	384543	6877748	PM	09	8			2	6	00	0	2	0	1	1	120	0	0	3	0	0	1	1	50	5.9	0.02
115I	851853	8	381835	6876442	KQM	52	10			4	6	00	0	2	1	1	8	121	0	0	3	0	1	1	1	54	6.3	0.02
115I	851854	8	376601	6876518	PM	09	8			2	6	00	0	2	1	1	8	121	0	0	3	0	1	1	1	42	6.0	0.02
115I	851855	8	376822	6877153	PM	09	30			4	6	00	0	2	0	2	1	120	0	0	3	1	1	3	1	74	7.2	0.13
115I	851856	8	375395	6878624	PM	09	10			4	6	00	0	2	1	1	8	012	1	0	3	0	1	1	1	48	6.0	0.02
115I	851857	8	375313	6878996	PM	09	8			2	6	00	0	2	1	1	8	210	0	0	3	0	1	1	1	56	5.8	0.02
115I	851858	8	375396	6880360	PM	09	8			2	6	00	0	2	0	1	8	210	1	0	3	0	1	1	1	46	5.4	0.02
115I	851860	8	374363	6880131	PM	09	10			2	6	00	0	2	0	1	1	120	0	0	3	0	1	1	1	52	6.2	0.02
115I	851862	8	376935	6878128	PM	09	25			2	6	10	0	2	0	3	8	120	0	0	3	1	1	2	1	44	7.0	0.02
115I	851863	8	376935	6878128	PM	09	25			2	6	20	0	2	0	3	8	120	0	0	3	1	1	2	1	42	7.1	0.08
115I	851864	8	378824	6879497	PM	09	10			4	6	00	0	2	0	2	8	022	0	0	3	1	1	1	1	42	6.1	0.02
115I	851865	8	379870	6880419	PM	09	8			2	6	00	0	2	0	1	8	120	0	0	3	1	1	1	1	44	6.3	0.06
115I	851866	8	379896	6880934	PM	09	8			2	6	00	0	2	1	1	6	120	0	0	3	1	1	1	1	52	6.4	0.02
115I	851867	8	379271	6882598	KQM	52	10			2	6	00	0	2	0	1	6	120	0	0	3	0	1	1	1	46	6.8	0.02
115I	851868	8	378920	6883419	KQM	52	15			3	6	00	0	1	0	2	8	120	0	0	3	1	1	1	1	36	6.6	0.02
115I	851869	8	377338	6883820	KQM	52	12			2	6	00	0	2	0	1	6	120	0	0	3	1	1	1	1	34	7.1	0.09
115I	851870	8	377689	6884202	KQM	52	20			4	6	00	0	2	0	1	6	120	0	0	3	1	1	1	1	30	6.9	0.02
115I	851871	8	384290	6887376	KQM	52	10			4	6	00	0	7	0	1	8	120	0	0	3	1	1	1	1	50	7.3	0.06
115I	851872	8	385015	6887522	EMN	59	10			2	6	00	4	2	0	1	8	210	0	0	3	0	1	1	1	88	7.4	0.26
115I	851873	8	385068	6886909	EMN	59	8			2	6	00	4	2	0	1	8	120	0	0	3	0	1	1	1	110	6.6	0.02
115I	851875	8	383183	6886005	EMN	59	12			4	6	00	4	1	0	1	8	120	0	0	3	0	1	2	1	38	7.2	0.06
115I	851876	8	383036	6885119	EMN	59	10			2	6	00	4	2	0	2	8	120	0	0	3	0	1	1	1	54	6.7	0.02
115I	851877	8	383960	6884328	EMN	59	12			4	6	00	4	2	0	2	8	120	0	0	3	1	1	1	1	66	6.7	0.09
115I	851878	8	383072	6884056	EMN	59	10			2	6	00	4	2	1	1	8	120	1	0	3	1	1	1	1	54	6.9	0.02
115I	851879	8	384355	6883124	EMN	59	15			4	6	00	4	1	0	1	6	120	0	0	3	1	1	1	1	30	5.9	0.02
115I	851880	8	384600	6881800	HCSN	08	10			2	6	00	4	2	1	1	8	120	1	0	3	1	1	1	1	60	6.4	0.02
115I	851882	8	383104	6881134	KQM	52	15			5	6	10	0	2	3	1	6	120	0	0	3	1	1	1	1	52	6.6	0.02
115I	851883	8	383104	6881134	KQM	52	15			5	6	20	0	2	3	1	6	120	0	0	3	1	1	1	1	54	6.5	0.06
115I	851884	8	384500	6880800	HCSN	08	12			2	6	00	4	2	3	1	8	120	0	0	3	0	1	1	1	62	6.7	0.02
115I	851885	8	385085	6879682	HCSN	08	12			4	6	00	0	2	1	1	6	120	0	0	3	0	1	1	1	42	6.5	0.02
115I	851886	8	383921	6880010	KQM	52	8			2	6	00	0	2	0	2	6	120	0	0	3	1	1	1	1	36	5.8	0.02
115I	851887	8	373267	6882996	HCSN	08	15			2	6	00	0	2	0	2	8	120	0	0	3	1	1	1	1	34	6.7	0.02
115I	851888	8	371302	6883888	HCSN	08	12			2	6	00	0	2	0	2	8	120	0	0	3	1	1	1	1	30	7.5	0.12
115I	851889	8	370074	6881490	HCSN	08	10			3	6	00	0	2	1	1	8	120	0	0	3	1	1	1	1	46	5.6	0.10

REGIONAL STREAM SEDIMENT AND WATER GEOCHEMICAL RECONNAISSANCE DATA, YUKON 1985, GSC-OF 1220, NGR 85-1985, NTS 1151

MAP	ID	UTM COORDINATS			ROCK TYPE	A G E	WO	DT	S C B W R S P P P P T C S A O A C A C P R H A Y L R M R P N N O T O S M P P P Y T P S C													F-W	PH	U-W		
		ZN	EAST	NORTH					P	ST	T	K	L	E	L	CMP	S	B	S	T	E				E	
115I	851890	8	369312	6881862	HCSN 08	12		3	6	00	0	2	1	1	6	210	0	0	3	1	1	1	1	40	6.2	0.11
115I	851891	8	369989	6877492	HCSN 08	10		3	6	00	0	2	0	1	8	120	0	0	3	1	1	1	1	66	6.3	0.02
115I	851892	8	369144	6876842	HCSN 08	14		4	6	00	0	2	0	2	8	120	0	0	3	1	1	1	1	34	6.5	0.02
115I	851893	8	367912	6877231	HCSN 08	12		4	6	00	0	2	0	1	8	120	0	0	3	1	1	1	1	40	6.3	0.02
115I	851894	8	366357	6878872	HCSN 08	10		4	6	00	0	2	3	1	6	120	0	0	3	0	1	1	1	36	6.0	0.02
115I	851895	8	364363	6881018	HCSN 08	8		2	6	00	0	2	0	1	8	120	0	0	3	0	1	1	1	44	6.5	0.02
115I	851897	8	362644	6881158	HCSN 08	12		4	6	00	0	2	0	1	8	021	0	0	3	0	1	1	1	36	6.6	0.02
115I	851898	8	363143	6882259	HCSN 08	10		2	6	00	0	2	0	1	8	120	0	0	3	0	1	1	1	56	7.0	0.02
115I	851899	8	362283	6882074	HCSN 08	15		2	6	00	0	2	0	1	8	120	0	0	3	1	1	1	1	140	7.8	1.40
115I	851900	8	358209	6886282	HCSN 08	18		5	6	00	0	2	1	1	8	120	0	0	3	1	1	2	1	44	7.1	0.02
115I	851902	8	358230	6886847	HCSN 08	15		4	6	00	0	2	1	1	8	012	0	0	3	0	1	2	1	74	7.0	0.16
115I	851903	8	359600	6886390	HCSN 08	9		2	6	00	0	2	0	1	8	111	0	0	3	1	1	1	1	34	6.3	0.02
115I	851905	8	360450	6887682	HCSN 08	8		2	6	00	0	2	0	1	8	021	0	0	3	0	1	1	1	94	7.3	0.10
115I	851906	8	361215	6888068	HCSN 08	8		3	6	00	0	2	1	1	8	120	0	0	3	0	1	1	1	80	7.0	0.23
115I	851907	8	362091	6887158	HCSN 08	12		3	6	00	0	2	0	1	6	120	0	0	3	0	1	1	1	42	6.2	0.11
115I	851908	8	363049	6887784	HCSN 08	8		4	6	00	0	2	0	1	6	120	0	0	3	0	0	1	1	180	7.0	2.60
115I	851909	8	364752	6888562	HCSN 08	10		4	6	00	0	2	1	1	6	120	1	0	3	0	1	1	1	44	6.6	0.02
115I	851910	8	366015	6889864	HCSN 08	20		2	6	10	0	2	0	2	3	120	0	0	3	1	1	2	1	56	7.4	0.07
115I	851911	8	366015	6889864	HCSN 08	20		2	6	20	0	2	0	2	3	120	0	0	3	1	1	2	1	54	7.1	0.02
115I	851912	8	429648	6885024	OMCV 60	14		2	6	00	0	7	0	2	6	120	0	0	3	0	1	1	1	180	7.8	0.68
115I	851913	8	427195	6885960	OMCV 60	15		5	6	00	0	2	0	2	8	120	0	0	3	1	1	1	1	82	7.7	0.40
115I	851914	8	423359	6883065	OMCV 60	8		4	6	00	0	2	0	1	8	021	0	0	3	1	0	1	1	52	6.7	0.02
115I	851915	8	421440	6883129	OMCV 60	5		2	6	00	0	2	0	1	6	120	0	0	3	1	0	1	1	110	6.4	0.02
115I	851916	8	420981	6880703	OMCV 60	12		4	6	00	0	2	0	1	8	120	0	0	3	0	1	1	1	120	7.6	0.40
115I	851917	8	418181	6879661	MQM 41	10		4	6	00	0	2	0	2	8	120	0	0	3	0	1	1	1	82	7.5	0.02
115I	851918	8	416778	6880081	MQM 41	15		2	6	00	0	2	3	2	8	120	0	0	3	0	1	1	1	86	7.9	0.26
115I	851919	8	416127	6880391	MQM 41	18		4	6	00	0	2	0	2	8	210	0	0	3	1	1	2	1	62	7.1	0.02
115I	851920	8	416003	6881992	OMCV 60	12		4	6	00	0	1	3	2	8	210	0	0	3	0	0	1	1	120	7.7	0.06
115I	851922	8	415219	6882473	OMCV 60	10		2	6	00	0	1	3	1	8	120	0	0	3	0	0	1	1	150	7.4	0.10
115I	851923	8	415552	6884922	OMCV 60			6	10	0	2	0	2	6	120	0	0	3	0	1	1	1	1	140	7.7	0.09
115I	851924	8	415552	6884922	OMCV 60			6	20	0	2	0	2	6	120	0	0	3	0	1	1	1	1	150	7.7	0.11
115I	851925	8	413300	6882893	MQM 41	15		4	6	00	0	2	3	2	8	120	0	0	3	0	1	1	1	70	7.5	0.21
115I	851926	8	412105	6883585	MQM 41	10		2	6	00	0	2	3	2	8	120	0	0	3	0	1	1	1	42	6.8	0.02
115I	851927	8	410816	6884523	MQM 41	15		4	6	00	0	2	0	1	8	120	0	0	3	0	0	1	1	74	7.1	0.02
115I	851928	8	412228	6886736	OMCV 60	20		4	6	00	0	2	0	3	8	120	0	0	3	1	1	2	1	120	7.5	0.10
115I	851929	8	412921	6886558	OMCV 60	5		2	6	00	0	2	0	1	6	120	0	0	3	0	0	1	1	84	6.9	0.02
115I	851930	8	407603	6887777	OMCV 60	8		2	6	00	0	2	0	1	8	120	0	0	3	0	0	1	1	160	7.6	0.29
115I	851931	8	408948	6888167	OMCV 60	10		4	6	00	0	2	0	2	8	120	0	0	3	0	1	1	1	74	7.5	0.02
115I	851932	8	408405	6889134	OMCV 60	15		4	6	00	0	2	0	2	8	120	0	0	3	0	1	1	1	120	7.7	0.26
115I	851933	8	407458	6890543	OMCV 60	10		2	6	00	0	2	3	1	8	121	0	0	3	0	1	1	1	80	6.7	0.02
115I	851934	8	407971	6892528	OMCV 60	8		2	6	00	0	2	3	1	6	120	0	0	3	0	1	1	1	86	7.4	0.20
115I	851935	8	407686	6893238	OMCV 60	15		2	6	00	0	2	0	1	0	120	0	0	3	0	1	1	1	94	7.9	0.11
115I	851937	8	410585	6892172	OMCV 60	20		4	6	00	0	2	0	2	8	021	0	0	3	0	1	1	1	150	8.0	0.38
115I	851938	8	411197	6892022	OMCV 60	15		4	6	00	0	2	0	2	8	021	0	0	3	0	1	1	1	150	7.8	0.28
115I	851939	8	416098	6893624	OMCV 60	15		5	6	00	0	2	0	2	8	210	0	0	3	0	1	2	1	46	7.6	0.07
115I	851940	8	416680	6894035	OMCV 60	4		2	6	00	0	2	0	1	8	121	0	0	3	0	1	1	1	50	7.3	0.02
115I	851943	8	420788	6891258	OMCV 60	18		5	6	00	0	2	0	3	6	120	0	0	3	1	1	2	1	72	7.6	0.02
115I	851944	8	419696	6889943	OMCV 60	20		4	6	00	0	2	0	3	8	120	0	0	3	1	1	2	1	74	7.2	0.02
115I	851945	8	419486	6890453	OMCV 60	22		5	6	00	0	2	0	3	8	120	0	0	3	1	1	2	1	82	7.4	0.02
115I	851946	8	428015	6892597	OMCV 60	25		5	6	10	0	1	0	3	8	220	0	0	3	1	1	2	1	88	7.7	0.11

REGIONAL STREAM SEDIMENT AND WATER GEOCHEMICAL RECONNAISSANCE DATA, YUKON 1985, GSC-OF 1220, NGR 85-1985, NTS 1151

MAP	ID	UTM COORDINATS		ROCK TYPE	A G	WD	S C B W R S P P P P T C S													F-W	PH	U-W				
		ZN	EAST				NORTH	A	A	R	P	N	N	O	T	O	S	M	P				P	P	T	C
115I	851947	8	428015	6892597	OMCV	60	25	5	6	20	0	1	0	3	8	220	0	0	3	1	1	2	1	94	7.7	0.18
115I	851948	8	406957	6881337	MQM	41	10	2	6	00	0	7	0	1	8	120	0	0	3	0	1	1	1	54	6.7	0.05
115I	851949	8	405389	6880084	MQM	41	15	4	6	00	0	2	0	1	8	220	0	0	3	0	1	1	1	48	6.4	0.02
115I	851950	8	407116	6878952	MQM	41	15	4	6	00	0	2	0	1	8	120	0	0	3	0	1	1	1	56	7.0	0.02
115I	851951	8	406693	6878516	MQM	41	15	3	6	00	0	2	0	1	8	120	0	0	3	0	1	1	1	48	6.0	0.02
115I	851952	8	403597	6882357	HCSN	08	10	2	6	00	0	2	0	1	8	120	0	0	3	1	1	1	1	58	6.7	0.02
115I	851953	8	400789	6879896	HCSN	08	10	4	6	00	0	2	0	2	1	120	0	0	3	1	1	2	1	76	6.5	0.02
115I	851954	8	399674	6877284	HCSN	08	12	3	6	00	0	2	0	1	8	120	0	0	3	1	1	1	1	74	6.6	0.07
115I	851955	8	399828	6876820	HCSN	08	10	5	6	00	0	2	0	1	1	120	1	0	3	0	1	1	1	44	6.2	0.09
115I	851956	8	395653	6875745	HCSN	08	25	5	6	00	0	2	0	2	1	120	0	0	3	3	0	3	1	60	7.0	0.07
115I	851957	8	397115	6879483	HCSN	08	18	4	6	00	0	2	0	2	8	120	0	0	3	1	1	2	1	66	7.4	0.10
115I	851958	8	397934	6883868	HCSN	08	12	4	6	00	0	1	0	1	8	120	0	0	3	1	1	1	1	68	7.0	0.02
115I	851959	8	398555	6883642	HCSN	08	10	2	6	00	0	1	0	2	1	120	0	0	3	1	1	1	1	88	7.7	0.16
115I	851960	8	399246	6880824	HCSN	08	12	4	6	00	0	2	1	2	1	120	0	0	3	0	1	1	1	64	7.0	0.02
115I	851962	8	400734	6881666	HCSN	08	20	2	6	00	0	1	0	1	1	120	0	0	3	0	1	1	1	62	7.0	0.02
115I	851963	8	402202	6883502	HCSN	08	15	2	6	00	0	2	0	1	8	120	0	0	3	1	1	1	1	100	7.3	0.46
115I	851964	8	404672	6884920	HCSN	08	15	2	6	00	0	2	0	1	8	120	0	0	3	1	1	2	1	98	7.2	0.08
115I	851965	8	403383	6885997	HCSN	08	10	4	6	00	0	2	1	2	6	120	0	0	3	1	1	1	1	84	7.1	0.05
115I	851966	8	402514	6886417	HCSN	08	15	4	6	10	0	2	0	1	8	120	0	0	3	1	1	1	1	130	7.2	0.12
115I	851967	8	402514	6886417	HCSN	08	15	4	6	20	0	2	0	1	8	120	0	0	3	1	1	1	1	140	7.6	0.27
115I	851968	8	402197	6885932	HCSN	08	15	4	6	00	0	2	0	1	8	121	0	0	3	1	1	1	1	88	7.2	0.12
115I	851969	8	404492	6893412	OMCV	60	15	2	6	00	0	2	1	2	8	121	0	0	3	1	1	1	1	110	7.5	0.10
115I	851970	8	404165	6892477	OMCV	60	12	4	6	00	0	2	0	2	8	120	0	0	3	0	1	1	1	68	7.2	0.09
115I	851971	8	402676	6892639	OMCV	60	8	4	6	00	0	2	0	1	8	021	0	0	3	1	1	2	1	86	7.0	0.02
115I	851973	8	401258	6893022	OMCV	60	10	4	6	00	0	2	0	1	8	012	0	0	3	0	1	1	1	70	7.2	0.02
115I	851974	8	400141	6893947	OMCV	60	15	2	6	00	0	2	0	1	8	021	0	0	3	0	1	1	1	100	7.6	0.05
115I	851975	8	399142	6892902	OMCV	60	20	4	6	00	0	2	0	1	8	120	0	0	3	0	1	1	1	88	7.4	0.22
115I	851976	8	396933	6893893	OMCV	60	22	4	6	00	0	2	0	1	8	120	0	0	3	1	1	2	1	120	8.2	0.12
115I	851977	8	397204	6892629	OMCV	60	15	5	6	00	0	2	0	1	8	120	0	0	3	0	1	2	1	62	7.2	0.05
115I	851978	8	396770	6891227	HCSN	08	12	4	6	00	0	2	0	1	8	121	0	0	3	1	1	1	1	54	7.0	0.05
115I	851979	8	395273	6890162	HCSN	08	8	2	6	00	0	2	1	1	8	021	0	0	3	0	1	1	1	36	6.3	0.09
115I	851980	8	394805	6891095	HCSN	08	15	2	6	00	0	2	0	1	8	121	0	0	3	0	1	1	1	66	7.4	0.34
115I	851982	8	394061	6890079	HCSN	08	10	2	6	00	0	2	0	1	8	120	0	0	3	1	1	1	1	46	7.4	0.02
115I	851983	8	393817	6890520	HCSN	08	15	4	6	00	0	2	0	3	8	120	0	0	3	1	1	1	1	68	7.4	0.06
115I	851984	8	391983	6892878	HCSN	08	10	2	6	00	0	2	0	1	8	120	0	0	3	1	1	1	1	54	7.0	0.02
115I	851986	8	391387	6892753	HCSN	08	12	4	6	00	0	2	0	2	8	120	0	0	3	1	1	1	1	52	7.4	0.34
115I	851987	8	391233	6893223	OMCV	60	8	2	6	00	0	2	0	1	8	120	0	0	3	1	1	1	1	40	6.9	0.07
115I	851988	8	394283	6895523	OMCV	60	12	4	6	00	0	2	0	1	8	120	0	0	3	0	1	1	1	180	8.1	0.20
115I	851989	8	393575	6894951	OMCV	60	10	4	6	00	0	2	0	1	8	120	0	0	3	0	1	1	1	120	7.6	0.28
115I	851990	8	393722	6896001	OMCV	60	18	2	6	10	0	1	0	1	8	021	0	0	3	0	1	1	1	220	8.0	0.20
115I	851991	8	393722	6896001	OMCV	60	18	2	6	20	0	1	0	1	8	021	0	0	3	0	1	1	1	220	8.0	0.23
115I	851992	8	392763	6896399	OMCV	60	12	3	6	00	0	2	0	2	8	120	0	0	3	0	1	1	1	120	7.9	0.11
115I	851993	8	389656	6894451	OMCV	60	8	2	6	00	0	1	0	1	8	120	0	0	5	1	1	1	1	44	7.1	0.08
115I	851994	8	389130	6894687	OMCV	60	12	4	6	00	0	5	0	1	8	120	0	0	5	1	1	1	1	42	7.1	0.02
115I	851995	8	369051	6885281	HCSN	08	10	2	6	00	0	1	0	1	6	122	0	0	5	0	1	1	1	30	7.0	0.02
115I	851996	8	368047	6884790	HCSN	08	15	4	6	00	0	2	0	1	8	020	0	0	3	0	1	2	1	42	6.0	0.02
115I	851997	8	368688	6884079	HCSN	08	10	2	6	00	0	2	0	1	1	120	0	0	3	0	1	1	1	44	6.0	0.06
115I	851998	8	362719	6878750	HCSN	08	12	4	6	00	0	2	0	2	8	120	0	0	5	1	1	1	1	42	6.4	0.02
115I	851999	8	361303	6879158	HCSN	08	10	2	6	00	0	2	0	1	8	120	0	0	3	0	1	1	1	86	7.9	0.26
115I	853002	8	358296	6879058	HCSN	08	12	2	6	10	0	2	0	1	8	120	0	0	3	1	1	1	1	90	7.7	0.74

REGIONAL STREAM SEDIMENT AND WATER GEOCHEMICAL RECONNAISSANCE DATA, YUKON 1985, GSC-OF 1220, NGR 85-1985, NTS 1151

MAP	ID	UTM COORDINATS			ROCK TYPE	G	WD	DT	S C B W R S P P P P T C S										F-W	PH	U-W					
		ZN	EAST	NORTH					A	M	RP	N	N	O	T	O	SMP	P				P	Y	T	P	S
115I	853003	8	358296	6879058	HCSN	08	12	2	6	20	0	2	0	1	8	120	0	0	3	1	1	1	1	92	7.6	0.82
115I	853004	8	357644	6879655	HCSN	08	8	2	6	00	0	1	0	1	8	120	0	0	3	1	1	1	1	78	7.7	0.70
115I	853005	8	356985	6879711	HCSN	08	18	4	6	00	0	1	0	2	6	220	0	0	3	0	1	1	1	74	7.7	0.94
115I	853006	8	355671	6878429	HCSN	08	6	2	6	00	0	2	0	1	8	021	0	0	3	0	1	1	1	40	6.4	0.10
115I	853007	8	354743	6878622	HCSN	08	10	2	6	00	0	2	0	2	1	120	0	0	3	0	1	1	1	34	6.6	0.11
115I	853008	8	354137	6879109	HCSN	08	8	4	6	00	0	2	0	1	8	121	0	0	3	0	1	1	1	36	6.3	0.02
115I	853009	8	353053	6879893	HCSN	08	12	4	6	00	0	2	0	2	8	120	0	0	3	0	1	1	1	30	6.7	0.02
115I	853010	8	353403	6880567	HCSN	08	8	4	6	00	0	2	0	2	8	120	0	0	3	0	1	1	1	72	7.7	0.55
115I	853011	8	345310	6879024	TVA	58	11	3	6	00	0	2	0	1	1	012	1	0	3	1	1	1	1	66	6.7	0.05
115I	853013	8	345650	6877733	TVA	58	10	4	6	00	0	2	0	1	1	120	0	0	3	0	1	1	1	140	7.0	0.35
115I	853014	8	345202	6877661	TVA	58	22	5	6	00	0	2	0	1	1	120	0	0	3	1	1	2	1	64	6.7	0.17
115I	853015	8	343072	6879068	MGD	41	9	2	6	00	0	2	0	2	8	120	0	0	3	1	1	1	1	200	5.6	0.26
115I	853016	8	343918	6882479	TVA	58	8	2	6	00	0	2	0	1	8	022	0	0	5	1	1	1	1	86	6.7	0.02
115I	853017	8	344861	6883201	TVA	58		1	00	0	1				1	120	0	0	3	1	0	2				
115I	853018	8	344258	6884438	TVA	58		1	00	0	1				8	210	0	0	3	1	0	1				
115I	853019	8	344118	6887160	TVA	58	12	3	6	00	0	2	0	2	8	220	0	0	3	1	1	1	1	88	7.3	0.22
115I	853020	8	344843	6887324	TVA	58	8	2	6	00	0	2	0	2	6	220	0	0	3	1	1	1	1	230	5.8	0.21
115I	853022	8	345719	6882496	TVA	58	8	4	6	00	0	2	0	1	8	120	0	0	3	0	1	1	1	340	5.4	0.02
115I	853023	8	345768	6883626	TVA	58	10	4	6	00	0	2	0	1	8	210	0	0	3	0	1	1	1	74	6.4	0.02
115I	853024	8	346854	6883065	HCSN	08	15	4	6	10	0	1	0	2	8	120	0	0	3	1	1	2	1	84	7.2	0.16
115I	853025	8	346854	6883065	HCSN	08	15	4	6	20	0	1	0	2	8	120	0	0	3	1	1	2	1	86	7.2	0.14
115I	853026	8	346787	6881782	HCSN	08	8	2	6	00	0	2	0	1	8	120	0	0	3	1	1	1	1	36	6.0	0.02
115I	853028	8	348356	6880707	HCSN	08	10	4	6	00	0	2	1	1	6	120	0	0	3	1	1	1	1	26	5.9	0.02
115I	853029	8	350234	6880899	HCSN	08		1	00	0	2				8	021	0	0	3	1	0	1				
115I	853030	8	350117	6880318	HCSN	08	10	2	6	00	0	2	0	1	8	120	0	0	3	1	1	1	1	30	6.3	0.02
115I	853031	8	348475	6883546	HCSN	08	15	3	6	00	0	2	0	2	8	021	0	0	3	1	1	2	1	68	7.4	0.07
115I	853032	8	349611	6885871	HCSN	08	18	4	6	00	0	2	0	1	8	121	0	0	3	1	1	2	1	54	7.3	0.56
115I	853033	8	350447	6885427	HCSN	08	10	2	6	00	0	2	0	1	8	120	0	0	3	0	1	1	1	46	7.1	0.05
115I	853034	8	352246	6885902	HCSN	08	10	2	6	00	0	2	0	1	8	120	0	0	3	0	1	1	1	42	7.1	0.02
115I	853035	8	353143	6886913	HCSN	08		1	00	0	2				8	120	0	0	3	0	0	1				
115I	853036	8	353326	6886543	HCSN	08	8	2	6	00	0	2	0	1	8	120	0	0	3	1	1	1	1	42	7.0	0.02
115I	853037	8	370406	6891943	KQM	52	10	4	6	00	0	2	1	1	1	120	0	0	3	1	1	1	1	40	6.5	0.02
115I	853038	8	371783	6891339	KQM	52	8	2	6	00	0	2	0	1	8	120	0	0	3	1	1	1	1	30	6.6	0.02
115I	853039	8	372270	6893472	KQM	52	8	2	6	00	0	2	0	1	8	120	1	0	3	1	1	1	1	38	6.9	0.16
115I	853040	8	372603	6892511	KQM	52	8	2	6	00	0	2	0	1	8	022	0	0	3	0	0	1	1	28	7.0	0.02
115I	853042	8	373016	6892662	KQM	52	10	2	6	10	0	2	1	2	8	120	0	0	3	0	0	1	1	30	6.5	0.13
115I	853043	8	373016	6892662	KQM	52	10	2	6	20	0	2	1	2	8	120	0	0	3	0	0	1	1	30	6.4	0.17
115I	853044	8	430000	6904500	JL	47		1	00	0	1				8	211	0	0	3	0	0	1				
115I	853046	8	419917	6919484	TV	42	25	5	6	00	0	2	0	2	8	120	0	0	3	1	1	2	1	120	7.5	3.40
115I	853047	8	416436	6923893	TV	42	8	5	6	00	0	2	0	1	8	120	0	0	3	1	0	1	1	92	6.6	0.02
115I	853048	8	424309	6929954	MGDN	41	15	4	6	00	0	2	0	1	8	021	0	0	3	0	0	1	1	72	7.1	0.36
115I	853049	8	424349	6929482	MGDN	41	8	2	6	00	0	2	0	1	8	021	0	0	3	0	0	1	1	110	7.1	0.18
115I	853050	8	426355	6925782	MGDN	41	12	4	6	00	0	7	0	1	6	120	0	0	3	0	0	1	1	82	7.1	0.62
115I	853051	8	426777	6925341	MGDN	41		1	00	0	2				8	120	0	0	3	0	0	1				
115I	853052	8	426683	6924854	MGDN	41	10	2	6	00	0	2	0	2	8	012	0	0	3	0	0	1	1	110	6.5	0.02
115I	853053	8	424230	6923729	MGDN	41	12	3	6	00	0	2	0	1	8	121	0	0	3	0	1	1	1	150	7.8	4.50
115I	853054	8	424169	6922440	MGDN	41	8	2	6	00	0	2	0	1	8	120	0	0	3	0	1	1	1	130	7.5	0.72
115I	853055	8	421964	6920968	TV	42	15	2	6	00	0	2	0	2	6	121	0	0	3	0	1	2	1	130	7.3	2.50
115I	853056	8	422262	6920257	TV	42	28	4	6	00	0	2	0	2	6	021	0	0	3	1	1	3	1	130	7.6	0.64
115I	853057	8	426625	6918520	TV	42	10	2	6	00	0	2	0	1	8	120	0	0	3	0	1	1	1	120	7.6	0.43

REGIONAL STREAM SEDIMENT AND WATER GEOCHEMICAL RECONNAISSANCE DATA, YUKON 1985, GSC-OF 1220, NGR 85-1985, NTS 1151

MAP	ID	UTM COORDINATS			ROCK TYPE	A G E	WD	S C B W R S P P P P T C S													F-W	PH	U-W															
		ZN	EAST	NORTH				M	R	N	N	D	T	O	S	P	P	P	T	C				S														
																									P	S	T	K	L	L	C	M	P	P	Y	T	P	S
115I	853058	8	428651	6917727	TV	42	15	1	6	00	0	2	0	1	8	120	0	0	3	0	1	1	1	180	8.0	4.50												
115I	853059	8	429549	6917058	TV	42	10	2	6	00	0	2	0	1	8	220	0	0	3	0	0	1	1	62	7.1	0.02												
115I	853060	8	432690	6875141	OMCV	60	12	4	6	00	0	2	0	1	8	120	0	0	3	0	1	1	1	94	7.5	0.15												
115I	853062	8	429779	6878117	OMCV	60	32	5	6	10	0	2	0	2	1	120	0	0	3	1	1	3	1	80	7.3	0.12												
115I	853063	8	429779	6878117	OMCV	60	32	5	6	20	0	2	0	2	1	120	0	0	3	1	1	3	1	78	7.2	0.13												
115I	853064	8	428042	6876583	OMCV	60	30	2	6	00	0	1	3	3	1	120	0	0	3	1	1	3	1	78	7.2	0.20												
115I	853065	8	425009	6875257	OMCV	60	10	4	6	00	0	7	1	1	6	121	0	0	3	0	1	1	1	64	6.8	0.02												
115I	853066	8	423518	6875375	MQM	41	15	4	6	00	0	2	1	2	8	120	0	0	3	0	1	1	1	66	6.9	0.02												
115I	853067	8	428117	6888680	OMCV	60	10	2	6	00	0	2	0	1	8	120	0	0	3	0	1	1	1	130	8.0	0.46												
115I	853068	8	425888	6890849	OMCV	60	15	2	6	00	0	7	1	1	8	012	0	0	3	0	1	1	1	120	7.3	0.17												
115I	853069	8	424204	6891585	OMCV	60	18	2	6	00	0	1	0	3	6	120	0	0	3	1	1	1	1	100	7.6	0.19												
115I	853070	8	424637	6890398	OMCV	60	10	2	6	00	0	2	0	1	8	120	0	0	3	0	0	1	1	48	7.0	0.02												
115I	853071	8	422394	6889450	OMCV	60	15	4	6	00	0	0	0	2	8	120	0	0	3	1	1	1	1	52	6.9	0.02												
115I	853072	8	422100	6889500	OMCV	60	18	3	6	00	0	1	0	2	8	120	0	0	3	1	1	1	1	78	7.1	0.02												
115I	853073	8	422336	6909071	KQM	52	10	2	6	00	0	2	0	1	8	012	0	0	3	0	0	1	1	240	7.6	0.05												
115I	853074	8	437925	6921943	MGDN	41	8	2	6	00	0	2	0	3	8	120	0	0	3	0	0	1	1	110	7.3	2.00												
115I	853075	8	437928	6921338	MGDN	41	15	4	6	00	0	2	0	2	8	121	0	0	3	1	1	1	1	84	7.8	3.40												
115I	853076	8	436570	6924849	MGDN	41	15	5	6	00	0	1	0	2	8	120	0	0	3	1	1	1	1	120	7.6	2.50												
115I	853077	8	438713	6925330	MGDN	41	10	2	6	00	0	2	0	1	8	120	0	0	3	1	1	1	1	82	7.2	0.52												
115I	853078	8	439004	6924951	MGDN	41	8	2	6	00	0	2	0	1	8	120	0	0	3	1	1	1	1	88	5.8	0.05												
115I	853080	8	443086	6923866	MGDN	41	12	2	6	00	0	2	0	1	8	120	0	0	3	1	1	1	1	88	7.0	0.12												
115I	853082	8	444086	6923378	MGDN	41	10	2	6	00	0	2	0	1	8	120	0	0	3	1	1	1	1	78	6.8	0.02												
115I	853083	8	444511	6924724	MGDN	41	12	2	6	00	0	2	0	1	8	022	0	0	3	0	0	1	1	82	6.8	0.18												
115I	853084	8	445065	6925416	MGDN	41	14	4	6	00	0	2	0	2	8	022	0	0	3	0	1	1	1	96	7.2	0.10												
115I	853085	8	446799	6927032	MGDN	41	12	4	6	10	0	2	0	1	8	120	0	0	3	0	1	1	1	100	7.7	0.51												
115I	853086	8	446799	6927032	MGDN	41	12	4	6	20	0	2	0	1	8	120	0	0	3	0	1	1	1	110	7.3	0.43												
115I	853087	8	446861	6903059	JL	47	15	2	6	00	0	2	0	2	8	012	0	0	3	0	1	1	1	120	7.4	0.02												
115I	853088	8	441954	6904218	JL	47	12	2	6	00	0	2	0	2	6	120	0	0	3	0	1	1	1	72	7.8	0.27												
115I	853089	8	441385	6904487	JL	47	10	2	6	00	0	2	0	1	0	120	0	0	3	0	0	1	1	96	7.6	0.33												
115I	853090	8	438573	6906028	JL	47	8	2	6	00	0	2	0	2	0	120	0	0	3	0	0	1	1	100	7.4	0.02												
115I	853091	8	436053	6900197	JL	47	10	2	6	00	0	2	0	1	8	120	0	0	3	0	0	1	1	82	7.6	1.10												
115I	853092	8	436459	6900163	JL	47	10	4	6	00	0	2	0	1	8	012	0	0	3	0	1	1	1	120	7.7	0.70												
115I	853093	8	441219	6896948	JL	47	10	2	6	00	0	2	0	1	8	120	0	0	3	0	1	1	1	100	7.8	1.00												
115I	853094	8	441445	6894650	JL	47	10	4	6	00	0	2	0	1	8	022	0	0	3	0	1	1	1	80	7.6	0.22												
115I	853095	8	442150	6893422	JL	47	15	2	6	00	0	2	0	1	8	012	0	0	3	0	1	1	1	68	7.4	0.44												
115I	853096	8	444846	6892852	JL	47	10	2	6	00	0	2	0	1	8	120	0	0	3	0	1	1	1	84	7.1	0.02												
115I	853097	8	445983	6892970	JL	47	10	2	6	00	0	2	0	1	8	021	0	0	3	0	1	1	1	76	7.4	0.02												
115I	853098	8	446444	6893239	JL	47	14	2	6	00	0	2	0	2	8	021	0	0	3	0	1	1	1	84	7.6	0.02												
115I	853100	8	445463	6886017	JL	47	12	2	6	00	0	2	0	1	6	210	0	0	3	0	1	1	1	140	7.9	3.20												
115I	853102	8	446365	6884272	JL	47	10	8	6	10	0	2	0	1	6	120	0	0	3	0	1	1	1	150	8.1	4.10												
115I	853103	8	446365	6884272	JL	47	10	8	6	20	0	2	0	1	6	120	0	0	3	0	1	1	1	160	8.2	4.10												
115I	853104	8	441029	6882960	JL	47	12	3	6	00	0	2	0	1	8	120	0	0	3	1	1	1	1	130	8.1	0.94												
115I	853105	8	444304	6882395	JL	47	12	4	6	00	0	1	0	1	6	120	0	0	3	1	1	3	1	86	8.2	0.60												
115I	853106	8	444758	6880247	JL	47	28	5	6	00	0	1	0	2	6	120	0	0	3	1	1	2	1	82	8.1	0.33												
115I	853107	8	443405	6879966	JL	47	24	2	6	00	0	1	0	2	8	120	0	0	3	1	1	2	1	92	8.0	0.73												
115I	853108	8	439611	6880747	JL	47	14	4	6	00	0	1	0	2	8	120	0	0	3	0	1	1	1	120	7.9	0.25												
115I	853109	8	437979	6881341	JKT	51	15	4	6	00	0	2	0	1	6	120	0	0	3	0	1	1	1	280	7.6	1.00												
115I	853110	8	437533	6881663	JKT	51	20	2	6	00	0	1	0	1	8	120	0	0	3	0	1	1	1	88	7.5	0.12												
115I	853111	8	434787	6884804	JKT	51	10	2	6	00	0	2	0	2	8	210	0	0	3	1	0	1	1	140	7.6	0.02												
115I	853112	8	434444	6881082	JKT	51	12	4	6	00	0	2	0	1	8	012	0	0	3	1	1	1	1	76	7.8	0.32												

REGIONAL STREAM SEDIMENT AND WATER GEOCHEMICAL RECONNAISSANCE DATA, YUKON 1985, GSC-OF 1220, NGR 85-1985, NTS 115I

MAP	ID	ZN	UTM COORDINATS		ROCK TYPE	G	A	E	WD	DT	P	ST	T	K	L	E	L	CMP	S	B	S	T	E	E	F-W	PH	U-W
			EAST	NORTH																							
115I	853113	8	435245	6878667	OMCV	60	60	12	4	6	00	0	2	0	1	6	120	0	0	3	1	1	1	1	78	7.8	0.27
115I	853114	8	437696	6878864	JL	47	47	10	2	6	00	0	5	0	2	8	120	0	0	3	1	0	1	1	78	7.8	0.34
115I	853115	8	437548	6878316	JL	47	47	12	4	6	00	0	2	0	1	8	120	0	0	3	1	1	1	1	80	7.8	0.30
115I	853116	8	435357	6875686	OMCV	60	60	10	2	6	00	0	2	0	1	8	120	0	0	3	1	1	1	1	110	7.6	0.15
115I	853117	8	437672	6874819	OMCV	60	60	8	1	6	00	0	2	0	1	8	120	0	0	3	0	1	1	1	140	7.8	0.28
115I	853118	8	442543	6877319	JL	47	47	10	2	6	00	0	2	0	2	8	210	0	0	3	1	1	1	1	140	7.5	0.24
115I	853120	8	443044	6877441	JL	47	47	8	2	6	00	0	2	0	1	8	210	0	0	3	1	1	1	1	140	7.4	0.29

REGIONAL STREAM SEDIMENT AND WATER GEOCHEMICAL RECONNAISSANCE DATA, YUKON 1985, GSC-OF 1220, NGR 85-1985, NTS 1151

MAP	IO	ROCK TYPE	A G RP E ST	ZN	CU	PB	NI	CO	AG	MN	AS	MO	FE	HG	LOI	U	F	V	CD	W	SN	SB	BA	AU	AU-R	AU L WT1	D L WT2	D L WT2
1151	851002	CPSN	35 10	59	18	5	14	8	.2	325	4.9	2	2.00	64	9.40	3.6	360	40	.1	1	2.0	.3	920	<1	10.0	1		
1151	851003	CPSN	35 20	58	17	4	14	7	.1	320	4.5	2	1.90	46	9.20	2.8	360	40	.1	1	1.0	.4	960	2	10.0	1		
1151	851004	CPSN	35 00	29	10	3	5	4	.1	190	2.2	4	.80	23	7.00	3.2	260	20	.1	1	.5	.1	720	<1	10.0	1		
1151	851005	CPSN	35 00	47	8	2	8	3	.1	255	2.7	1	1.30	23	4.20	2.7	340	30	.1	1	3.0	.1	800	<1	10.0	1		
1151	851006	CPSN	35 00	70	17	5	16	6	.2	415	4.5	2	1.60	744	4.10	2.6	380	40	.2	1	1.0	.7	1160	<1	10.0	1		
1151	851007	MGDN	41 00	100	34	10	39	11	.1	900	12.6	4	3.00	92	5.40	2.7	480	50	.4	1	.5	1.3	1560	1	10.0	1		
1151	851008	CPSN	35 00	51	12	5	9	5	.1	325	4.9	4	1.40	23	3.80	2.4	320	35	.1	1	.5	.3	980	<1	10.0	1		
1151	851009	CPSN	35 00	62	19	7	22	8	.1	350	6.7	2	1.80	55	3.10	2.2	400	30	.1	1	.5	.6	1060	<1	10.0	1		
1151	851010	CPSN	35 00	25	4	2	5	2	.1	155	1.8	1	.80	14	3.30	2.0	220	20	.1	1	.5	.1	680	<1	10.0	1		
1151	851011	CPSN	35 00	48	9	4	10	4	.1	255	2.7	2	1.30	37	4.20	2.9	320	30	.1	1	2.0	.2	880	<1	10.0	1		
1151	851012	CPSN	35 00	42	8	3	14	5	.1	245	3.6	4	1.50	32	2.60	2.5	360	40	.1	1	.5	.3	920	<1	10.0	1		
1151	851013	CPSN	35 00	56	16	5	20	7	.1	315	5.4	2	1.60	51	2.70	2.9	480	30	.1	1	.5	.6	1140	116	5	10.0	1	10.0 1
1151	851014	MGDN	41 00	55	12	4	13	6	.1	600	6.3	2	1.90	28	3.20	3.1	400	40	.1	1	.5	.6	880	<1	10.0	1		
1151	851015	MGDN	41 00	67	19	4	19	8	.1	825	5.8	2	1.80	69	8.60	4.0	440	30	.4	1	.5	.6	1120	1	10.0	1		
1151	851016	CPSN	35 00	49	10	1	12	8	.1	295	2.2	2	1.80	46	5.40	1.8	480	50	.1	1	1.0	.2	1140	<1	10.0	1		
1151	851018	CPSN	35 00	39	10	3	12	5	.1	360	1.8	1	1.30	41	3.10	2.2	300	30	.1	1	.5	.3	1020	<1	10.0	1		
1151	851019	CPSN	35 00	68	16	4	16	8	.1	300	3.6	2	2.00	64	11.3	3.8	360	40	.4	1	.5	.2	1080	<1	10.0	1		
1151	851020	CPSN	35 00	50	14	2	19	6	.1	460	3.1	1	1.70	32	3.70	2.1	260	40	.1	1	.5	.1	1020	17	10.0	1		
1151	851022	CPSN	35 00	70	17	5	21	10	.1	855	4.9	1	2.30	51	7.10	4.9	360	45	.1	6	.5	.4	980	<1	10.0	1		
1151	851023	CPSN	35 00	47	15	1	22	10	.1	2350	5.4	4	5.60	60	12.2	3.3	250	55	.1	1	.5	.1	1060	<1	10.0	1		
1151	851024	CPSN	35 00	58	18	2	15	5	.1	395	2.7	1	1.30	129	26.1	4.6	250	25	.2	1	.5	.2	900	2	10.0	1		
1151	851026	CPSN	35 00	57	10	2	17	7	.1	325	1.8	1	1.40	28	4.90	2.4	240	25	.1	1	.5	.1	960	<1	10.0	1		
1151	851027	CPSN	35 00	53	24	1	16	6	.1	945	1.4	2	1.90	78	11.2	2.4	290	40	.4	1	.5	.1	1020	3	10.0	1		
1151	851028	PGDN	09 00	44	24	2	14	8	.2	905	3.6	2	1.90	110	16.3	2.5	240	40	.1	1	1.0	.1	1000	<1	10.0	1		
1151	851029	PGDN	09 00	36	7	1	9	4	.1	190	1.8	2	1.20	28	3.70	2.0	240	30	.1	1	.5	.1	960	<1	10.0	1		
1151	851030	PGDN	09 10	33	10	2	10	5	.1	240	5.4	2	1.40	37	2.30	2.5	300	45	.1	3	.5	.8	900	<1	10.0	1		
1151	851031	PGDN	09 20	58	21	4	20	10	.1	500	4.5	1	2.30	28	5.10	5.7	400	65	.1	6	.5	.4	940	<1	10.0	1		
1151	851032	PGDN	09 00	38	11	1	9	7	.1	250	2.2	1	1.50	37	4.20	2.7	290	35	.1	1	.5	.1	800	<1	10.0	1		
1151	851033	CPSN	35 00	40	17	2	18	7	.1	305	2.7	1	1.60	28	2.90	2.6	340	35	.1	1	.5	.2	1080	<1	10.0	1		
1151	851034	CPSN	35 00	44	15	9	25	8	.1	910	2.7	1	1.90	23	3.50	3.7	380	25	.1	1	.5	.2	1120	1	10.0	1		
1151	851035	CPSN	35 00	28	19	1	21	5	.1	325	1.8	1	1.40	14	1.20	2.4	300	35	.1	1	.5	.1	860	<1	10.0	1		
1151	851036	CPSN	35 00	58	32	2	72	11	.1	290	2.2	1	2.00	28	4.00	2.2	340	50	.1	1	.5	.1	1120	<1	10.0	1		
1151	851037	CPSN	35 00	34	25	1	55	8	.1	350	2.2	1	1.50	28	2.90	2.9	270	35	.1	1	.5	.1	800	<1	10.0	1		
1151	851038	CPSN	35 00	44	15	2	32	8	.1	270	2.7	1	1.60	32	4.10	2.7	320	40	.1	1	1.0	.2	1000	<1	10.0	1		
1151	851039	CPSN	35 00	31	9	1	10	5	.1	315	1.8	1	1.30	87	6.00	2.2	220	30	.1	1	1.0	.1	880	<1	10.0	1		
1151	851040	CPSN	35 00	31	22	1	33	8	.1	305	1.8	2	1.40	46	8.90	2.2	290	35	.1	1	1.0	.2	1080	<1	10.0	1		
1151	851042	CPSN	35 00	36	18	2	23	6	.1	215	2.2	1	1.10	55	4.10	2.3	270	20	.1	1	1.0	.2	1000	<1	10.0	1		
1151	851043	CPSN	35 10	50	32	2	43	10	.1	230	2.2	2	1.70	64	3.30	2.1	260	20	.1	1	.5	.3	1140	<1	10.0	1		
1151	851044	CPSN	35 20	89	66	3	96	20	.1	420	1.4	6	2.60	92	4.20	2.1	420	25	.1	1	.5	.4	1220	4	10.0	1		
1151	851045	CPSN	35 00	46	38	2	73	13	.1	385	1.8	1	1.60	60	7.40	2.0	500	50	.1	1	1.0	.2	1080	17	<1	10.0	1	10.0 1
1151	851046	CPSN	35 00	45	11	3	13	5	.1	420	3.1	1	1.30	51	7.50	2.3	270	25	.1	1	1.0	.3	1080	2	10.0	1		
1151	851047	MGDN	41 00	34	10	2	13	5	.1	240	2.7	1	1.20	18	3.40	2.3	320	25	.1	1	1.0	.2	920	<1	10.0	1		
1151	851048	MGDN	41 00	46	12	4	14	5	.1	415	3.1	1	1.50	58	7.20	2.3	290	30	.1	1	.5	.3	1460	<1	10.0	1		
1151	851049	MGDN	41 00	34	19	1	23	7	.1	285	2.2	1	1.40	22	4.70	2.0	320	25	.4	1	.5	.2	1100	<1	10.0	1		
1151	851050	MGDN	41 00	33	18	1	13	4	.1	430	2.2	1	1.00	36	8.20	2.6	340	30	.2	1	1.0	.2	1000	<1	10.0	1		
1151	851051	MGDN	41 00	28	14	1	13	5	.1	170	3.1	1	1.00	29	3.70	1.6	320	25	.1	4	1.0	.3	900	<1	10.0	1		
1151	851052	MGDN	41 00	42	33	16	6	5	.1	420	99.0	4	1.50	26	2.90	7.2	380	30	.1	8	.5	3.8	1160	141	94	10.0	1	10.0 1
1151	851053	MGDN	41 00	32	12	2	11	5	.1	300	3.6	1	1.00	51	5.90	3.3	320	20	.1	1	1.0	.2	1100	<1	10.0	1		
1151	851054	MGDN	41 00	54	21	6	20	7	.1	255	5.8	1	1.50	51	5.10	3.3	320	30	.4	1	1.0	.8	1280	28	1	10.0	1	10.0 1
1151	851056	MGDN	41 00	57	14	3	27	8	.1	400	3.6	2	1.70	37	6.40	2.5	380	40	.1	1	.5	.4	960	<1	10.0	1		

## REGIONAL STREAM SEDIMENT AND WATER GEOCHEMICAL RECONNAISSANCE DATA, YUKON 1985, GSC-OF 1220, NGR 85-1985, NTS 1151

MAP	ID	ROCK TYPE	A G RP E ST	ZN	CU	PB	NI	CO	AG	MN	AS	MO	FE	HG	LOI	U	F	V	CD	W	SN	SB	BA	AU WT1	AU AU-R	D L	AU WT2	D L	
																													1
1151	851057	OMCV	60 00	64	14	7	78	14	.1	715	2.2	1	1.70	18	5.60	4.6	800	40	.2	3	.5	.3	1300	<2	5.0	2			
1151	851058	OMCV	60 00	32	5	2	10	3	.1	140	1.8	1	1.00	26	2.50	2.8	380	25	.1	1	1.0	.3	800	<1	10.0	1			
1151	851059	OMCV	60 00	53	5	5	35	8	.1	460	4.5	1	1.60	37	4.40	3.4	520	30	.1	1	.5	.7	1000	<1	10.0	1			
1151	851060	CPSN	35 00	33	8	5	10	6	.1	220	4.5	1	1.30	26	2.30	3.2	400	20	.1	1	.5	.6	740	13	<1	10.0	1	10.0	1
1151	851062	CPSN	35 00	150	23	5	29	7	.1	330	8.1	4	1.80	88	1.80	2.6	500	30	1.0	1	.5	1.2	1780	2	10.0	1			
1151	851063	MGDN	41 10	64	15	5	18	6	.2	225	6.7	2	1.50	51	3.60	2.2	480	25	.4	1	1.0	.7	1560	<1	10.0	1			
1151	851065	MGDN	41 20	72	16	6	20	5	.1	255	7.2	2	1.40	51	3.50	1.9	420	30	.4	3	1.0	.7	1580	<1	10.0	1			
1151	851066	CPSN	35 00	56	21	4	18	10	.1	380	5.4	2	1.90	29	9.40	3.4	480	45	.1	1	1.0	.4	960	1	10.0	1			
1151	851067	CPSN	35 00	63	24	10	26	12	.1	805	18.9	2	2.10	51	9.50	2.9	520	20	.2	3	1.0	5.3	780	2	10.0	1			
1151	851068	OMCV	60 00	60	12	10	15	8	.1	350	8.1	4	1.50	55	8.20	12.9	760	40	.4	3	2.0	.4	980	<1	10.0	1			
1151	851069	OMCV	60 00	57	9	4	12	7	.1	2200	4.5	2	1.40	37	5.30	4.1	560	30	.1	4	.5	.3	1220	<1	10.0	1			
1151	851070	OMCV	60 00	53	12	12	17	8	.1	525	9.9	1	1.60	58	5.60	4.6	480	35	.1	3	1.0	1.3	880	<1	10.0	1			
1151	851071	OMCV	60 00	57	15	12	18	8	.1	2450	17.1	4	1.80	80	5.60	5.5	520	30	.1	3	.5	3.5	920	<1	10.0	1			
1151	851072	OMCV	60 00	50	12	5	12	5	.1	325	3.6	2	1.40	40	5.00	3.9	400	30	.1	1	1.0	.4	920	<1	10.0	1			
1151	851073	CPSN	35 00	58	18	5	23	9	.1	545	5.4	2	1.80	51	5.30	3.2	400	40	.1	1	.5	.6	1000	7	10.0	1			
1151	851074	CPSN	35 00	70	18	7	18	9	.1	2000	5.8	1	1.80	50	6.10	2.7	300	40	.1	1	2.0	.6	1040	4	10.0	1			
1151	851075	CPSN	35 00	65	23	9	19	9	.1	1210	3.6	1	2.00	75	6.60	3.2	360	25	.1	1	1.0	.6	860	7	10.0	1			
1151	851076	OMCV	60 00	40	8	3	8	3	.1	170	2.2	2	1.00	50	4.00	2.6	260	25	.2	1	1.0	.4	860	<1	10.0	1			
1151	851077	OMCV	60 00	44	15	2	18	5	.1	445	4.9	1	1.60	31	3.90	2.4	290	40	.1	1	1.0	.4	1020	<1	10.0	1			
1151	851078	OMCV	60 00	45	17	5	14	9	.1	490	6.3	1	1.80	50	7.80	3.3	360	45	.1	1	1.0	.6	960	3	10.0	1			
1151	851079	OMCV	60 00	50	8	6	9	4	.1	175	3.6	2	1.20	63	5.30	5.4	360	30	.1	1	2.0	.4	960	2	10.0	1			
1151	851080	OMCV	60 00	59	16	4	15	7	.1	315	5.4	2	1.90	63	7.10	4.6	380	35	.1	1	1.0	.8	980	1	10.0	1			
1151	851082	OMCV	60 00	56	10	5	13	5	.1	875	4.9	2	1.50	69	7.30	7.7	400	25	.1	1	1.0	.7	900	<1	10.0	1			
1151	851083	OMCV	60 00	31	9	2	10	4	.1	275	4.1	1	1.20	38	5.90	3.2	300	25	.1	1	1.0	.8	880	17	<1	10.0	1	10.0	1
1151	851084	OMCV	60 00	32	8	3	7	3	.1	225	2.7	1	.80	63	3.00	4.3	320	10	.1	3	.5	.4	820	3	10.0	1			
1151	851085	OMCV	60 00	59	11	3	15	6	.1	790	7.2	1	1.60	50	6.20	4.2	400	25	.1	3	.5	1.8	960	<1	10.0	1			
1151	851086	CPSN	35 00	45	18	2	19	6	.1	515	3.6	1	1.40	63	18.9	3.5	300	40	.1	1	.5	.4	900	<1	10.0	1			
1151	851087	CPSN	35 00	30	10	1	10	5	.1	245	2.7	1	1.10	19	5.30	3.2	380	25	.1	1	.5	.1	920	<1	10.0	1			
1151	851089	CPSN	35 00	31	15	1	9	5	.1	285	1.8	1	1.00	19	4.40	3.3	290	25	.1	1	.5	.1	1200	22	3	10.0	1	10.0	1
1151	851090	CPSN	35 00	36	21	2	10	5	.1	390	2.7	1	1.40	238	8.70	3.6	310	30	.2	1	.5	.3	1120	<1	10.0	1			
1151	851091	CPSN	35 10	32	19	1	9	5	.1	180	3.1	2	1.20	25	4.40	1.8	290	30	.1	1	1.0	.2	900	<1	10.0	1			
1151	851092	CPSN	35 20	45	33	4	14	5	.1	255	4.5	2	1.80	50	8.50	2.2	280	45	.1	1	.5	.4	940	2	10.0	1			
1151	851093	CPSN	35 00	34	12	2	13	5	.1	330	2.7	2	1.30	19	4.60	3.8	320	40	.1	5	1.0	.1	920	28	<1	10.0	1	10.0	1
1151	851094	CPSN	35 00	30	10	1	11	4	.1	255	1.8	1	1.10	25	5.50	3.0	230	30	.1	1	1.0	.1	980	<1	10.0	1			
1151	851095	CPSN	35 00	32	17	2	14	8	.1	300	4.5	2	1.30	31	6.20	2.0	270	35	.1	1	1.0	.4	900	<1	10.0	1			
1151	851096	CPSN	35 00	41	9	2	12	5	.1	485	2.7	1	1.50	56	3.50	2.0	360	40	.1	1	1.0	.4	960	84	<1	10.0	1	10.0	1
1151	851097	CPSN	35 00	26	9	1	10	5	.1	140	.9	2	1.10	50	9.70	3.2	220	35	.1	1	.5	.1	860	<1	10.0	1			
1151	851098	CPSN	35 00	30	15	2	13	7	.1	220	4.1	2	1.20	13	1.60	1.8	230	30	.1	1	.5	.3	920	<1	10.0	1			
1151	851099	CPSN	35 00	28	9	1	10	5	.1	175	1.4	2	1.20	19	2.20	3.5	270	30	.1	4	.5	.1	760	17	<1	10.0	1	10.0	1
1151	851100	CPSN	35 00	44	20	3	15	6	.1	215	4.5	2	1.50	31	2.80	1.6	250	30	.1	1	.5	.4	920	6	10.0	1			
1151	851102	CPSN	35 00	42	27	2	15	6	.1	220	2.7	1	1.40	44	4.80	1.8	290	30	.2	1	1.0	.4	960	<1	10.0	1			
1151	851103	CPSN	35 00	40	24	2	13	5	.1	320	2.7	1	1.20	50	6.40	2.8	290	35	.1	1	1.0	.4	980	<1	10.0	1			
1151	851104	OMCV	60 00	39	21	4	18	7	.1	590	7.2	2	1.70	50	3.30	1.7	360	40	.1	1	.5	5.0	1060	2	10.0	1			
1151	851105	OMCV	60 00	39	10	2	12	5	.1	1650	6.3	2	1.80	50	11.9	1.4	240	30	.1	8	1.0	.3	1000	<1	10.0	1			
1151	851107	OMCV	60 00	44	22	3	17	8	.1	1100	6.7	2	1.70	44	6.00	2.0	320	40	.1	1	.5	.4	980	<1	10.0	1			
1151	851108	OMCV	60 10	39	15	3	15	4	.1	310	1.8	2	1.30	38	12.3	1.5	290	35	.1	1	1.0	.4	920	<1	10.0	1			
1151	851109	OMCV	60 20	37	12	2	13	3	.1	275	1.4	2	1.20	38	11.1	1.2	320	35	.2	1	.5	.2	1000	<1	10.0	1			
1151	851110	CPSN	35 00	48	16	2	18	7	.1	435	4.1	1	1.50	88	14.6	2.5	240	35	.1	1	.5	.3	940	<1	10.0	1			
1151	851111	CPSN	35 00	40	12	2	12	6	.1	205	3.6	2	1.30	38	6.00	2.3	250	25	.1	1	.5	.4	980	2	10.0	1			
1151	851112	CPSN	35 00	37	14	2	15	6	.1	275	4.5	2	1.50	31	2.10	1.4	230	40	.1	1	.5	.4	980	<1	10.0	1			

REGIONAL STREAM SEDIMENT AND WATER GEOCHEMICAL RECONNAISSANCE DATA, YUKON 1985, GSC-OF 1220, NGR 85-1985, NTS 1151

MAP	ID	ROCK TYPE	G RP	ZN	CU	PB	NI	CO	AG	MN	AS	MO	FE	HG	LOI	U	F	V	CD	W	SN	SB	BA	AU	AU-R	WT1	D L	AU WT2	D L	
																														A
115I	851113	CPSN	35	00	130	22	7	29	7	.1	335	9.0	2	1.60	69	2.70	2.7	420	40	.8	1	.5	1.4	1120	14	<1	10.0	1	10.0	1
115I	851114	CPSN	35	00	190	32	13	38	9	.1	400	13.0	2	2.10	125	4.70	3.7	480	40	1.0	1	.5	1.8	1980	8		10.0	1		
115I	851115	CPSN	35	00	150	27	9	33	8	.1	5020	11.7	2	1.90	88	4.90	2.8	480	35	1.0	1	1.0	1.4	1800	4		10.0	1		
115I	851116	CPSN	35	00	53	17	3	19	7	.1	515	5.8	2	1.50	56	9.50	2.2	250	30	.2	1	1.0	.5	1160	1		10.0	1		
115I	851117	CPSN	35	00	59	30	4	31	12	.1	1600	13.9	1	2.60	69	24.2	2.6	240	50	.4	1	1.0	.6	1080	2		10.0	1		
115I	851118	CPSN	35	00	32	8	1	10	3	.1	155	1.8	2	.90	25	3.70	1.9	220	20	.1	1	2.0	.1	1020	2		10.0	1		
115I	851119	CPSN	35	00	35	18	2	20	5	.1	190	5.8	1	1.50	63	2.80	3.2	230	40	.1	1	.5	.6	1000	65	14	10.0	1	10.0	1
115I	851120	CPSN	35	00	31	6	1	8	5	.1	175	1.4	2	.90	19	4.00	2.2	210	25	.1	1	1.0	.1	940	<1		10.0	1		
115I	851122	CPSN	35	00	47	14	5	15	5	.1	405	9.9	2	2.10	31	1.80	2.1	230	25	.2	1	.5	.8	1200	<1		10.0	1		
115I	851123	CPSN	35	00	79	18	2	20	6	.1	565	7.2	1	1.70	38	5.00	2.7	360	35	.2	1	3.0	1.1	1340	<1		10.0	1		
115I	851124	CPSN	35	00	45	17	4	16	6	.1	595	4.5	2	1.30	56	7.90	2.1	230	40	.2	1	1.0	.5	1200	<1		10.0	1		
115I	851125	CPSN	35	10	43	17	4	18	7	.1	365	7.2	2	1.70	38	4.00	4.3	320	40	.4	1	.5	.8	1060	<1		10.0	1		
115I	851126	CPSN	35	20	43	16	1	18	5	.1	385	6.3	2	1.30	31	3.40	2.9	340	30	.2	4	.5	.9	1160	6		10.0	1		
115I	851127	CPSN	35	00	36	5	1	10	3	.1	195	2.7	2	1.00	19	1.60	2.2	320	20	.1	1	.5	2.5	1240	5		10.0	1		
115I	851128	CPSN	35	00	50	12	4	13	5	.1	265	5.4	1	1.20	44	9.20	2.4	270	25	.2	1	1.0	.5	960	<1		10.0	1		
115I	851129	CPSN	35	00	50	17	4	17	5	.1	255	6.7	1	1.40	38	1.00	1.5	190	30	.2	1	.5	.9	1120	<1		10.0	1		
115I	851131	CPSN	35	00	49	9	2	12	4	.1	305	5.4	2	1.30	50	10.1	2.4	360	25	.2	1	.5	.4	1040	1		10.0	1		
115I	851132	CPSN	35	00	74	8	2	13	9	.1	4450	4.5	1	1.40	119	5.40	3.6	290	30	.4	2	3.0	.4	1040	145	7	10.0	1	10.0	1
115I	851133	CPSN	35	00	53	11	2	14	5	.1	785	6.3	2	1.30	25	3.00	2.2	340	25	.1	1	.5	.5	1140	<1		10.0	1		
115I	851134	CPSN	35	00	41	8	3	12	9	.1	1000	5.8	1	1.70	31	5.10	2.0	250	25	.2	1	1.0	.4	1000	<1		10.0	1		
115I	851135	CPSN	35	00	36	7	2	9	5	.1	150	2.7	2	1.00	31	2.20	2.3	250	20	.1	1	1.0	.7	940	<1		10.0	1		
115I	851136	CPSN	35	00	42	7	1	10	5	.1	235	3.1	1	.90	38	5.30	1.6	210	15	.1	1	1.0	.2	980	<1		10.0	1		
115I	851137	CPSN	35	00	57	14	3	15	7	.1	415	4.9	1	1.50	38	6.00	2.6	240	30	.1	1	1.0	.5	1060	1		10.0	1		
115I	851138	CPSN	35	00	57	14	3	14	7	.1	625	4.9	2	1.80	44	11.7	2.0	260	30	.4	1	.5	.5	1100	<1		10.0	1		
115I	851139	CPSN	35	00	37	7	2	10	4	.1	135	2.2	2	1.10	19	2.40	2.3	330	25	.1	1	.5	.3	1000	<1		10.0	1		
115I	851140	CPSN	35	00	44	17	3	13	6	.1	365	6.3	2	1.30	25	3.40	1.7	250	30	.1	1	1.0	.7	1080	1		10.0	1		
115I	851142	CPSN	35	00	43	8	2	12	5	.1	155	3.6	2	1.10	19	2.20	2.0	360	25	.1	1	1.0	.4	1060	<1		10.0	1		
115I	851143	CPSN	35	00	36	8	1	10	3	.1	150	2.7	2	1.10	19	3.10	2.5	300	30	.1	1	1.0	.4	980	22	<1	10.0	1	10.0	1
115I	851144	CPSN	35	00	48	10	3	12	5	.1	330	3.1	2	1.30	31	5.90	2.0	330	30	.1	1	.5	.4	1020	<1		10.0	1		
115I	851145	CPSN	35	00	43	13	4	11	5	.1	170	4.1	2	1.50	44	5.90	2.4	320	30	.1	1	.5	.8	1020	2		10.0	1		
115I	851146	CPSN	35	10	47	10	5	13	5	.1	310	3.6	1	1.60	31	7.40	4.1	370	35	.2	1	.5	.4	1160	<1		10.0	1		
115I	851148	CPSN	35	20	45	9	4	13	5	.1	275	3.1	1	1.40	31	7.20	3.6	340	30	.2	3	5.0	.4	1180	1		10.0	1		
115I	851149	CPSN	35	00	45	9	2	12	7	.1	195	3.1	1	1.40	38	5.00	2.6	300	35	.1	1	1.0	.4	980	1		10.0	1		
115I	851150	CPSN	35	00	38	9	2	11	4	.1	190	2.7	2	1.20	44	3.40	2.2	340	30	.1	1	.5	.4	960	16	<1	10.0	1	10.0	1
115I	851151	CPSN	35	00	36	8	2	10	6	.1	195	2.2	2	1.00	31	3.50	2.0	270	25	.1	1	1.0	.4	940	<1		10.0	1		
115I	851152	CPSN	35	00	46	8	2	10	7	.1	240	2.2	2	1.30	25	4.70	2.0	280	30	.1	1	.5	.3	1000	<1		10.0	1		
115I	851153	CPSN	35	00	43	10	4	10	5	.1	170	2.2	2	1.20	38	6.70	2.7	340	35	.1	1	.5	.5	1020	<1		10.0	1		
115I	851154	CPSN	35	00	40	12	3	13	5	.1	225	3.1	2	1.40	31	3.60	2.3	300	35	.1	1	.5	.4	920	5		10.0	1		
115I	851155	CPSN	35	00	35	9	2	10	6	.1	175	3.1	1	1.30	31	2.90	2.6	300	35	.1	1	.5	.3	860	4		10.0	1		
115I	851156	CPSN	35	00	67	19	4	20	7	.1	240	7.2	1	1.30	38	2.90	2.3	480	35	.4	1	.5	1.6	1200	<1		10.0	1		
115I	851157	CPSN	35	00	32	9	2	10	5	.1	170	3.1	2	1.20	25	2.40	3.6	300	30	.1	1	.5	.4	880	8		10.0	1		
115I	851158	CPSN	35	00	45	12	3	14	7	.1	260	4.1	1	1.50	38	4.30	2.1	340	40	.1	1	.5	.5	1000	<1		10.0	1		
115I	851159	CPSN	35	00	34	9	2	12	5	.1	145	3.1	2	.90	44	2.30	1.8	300	25	.1	1	.5	.4	920	<1		10.0	1		
115I	851160	CPSN	35	00	41	11	3	13	5	.1	200	3.6	1	1.40	31	3.70	2.7	300	30	.1	1	.5	.4	920	<1		10.0	1		
115I	851162	CPSN	35	00	33	10	2	11	4	.1	170	4.1	1	1.10	25	3.00	1.8	260	30	.1	1	.5	.4	900	<1		10.0	1		
115I	851163	CPSN	35	00	34	8	2	11	4	.1	170	3.1	1	1.10	25	3.50	1.6	280	25	.1	1	.5	.3	960	<1		10.0	1		
115I	851164	CPSN	35	00	37	9	1	11	5	.1	175	1.8	1	1.20	25	2.50	2.8	280	30	.1	1	.5	.3	900	<1		10.0	1		
115I	851165	OMCV	60	00	44	10	3	11	6	.1	175	2.2	2	1.20	31	2.90	3.6	320	35	.1	1	.5	.3	880	1		10.0	1		
115I	851166	CPSN	35	00	39	10	3	12	5	.1	205	2.7	1	1.20	25	3.90	2.9	340	30	.1	1	.5	.3	880	2		10.0	1		
115I	851167	OMCV	60	00	32	8	1	10	5	.1	160	2.2	2	1.20	25	3.80	1.7	290	30	.1	1	.5	.3	860	2		10.0	1		

REGIONAL STREAM SEDIMENT AND WATER GEOCHEMICAL RECONNAISSANCE DATA, YUKON 1985, GSC-OF 1220, NGR 85-1985, NTS 1151

MAP	ID	ROCK TYPE	A		ZN	CU	PB	NI	CO	AG	MN	AS	MO	FE	HG	LOI	U	F	V	CD	W	SN	SB	BA	AU	AU-R	AU WT1	D L 1	AU WT2	D L 2
			G	RP																										
1151	851169	CPSN	35	00	44	9	3	10	5	.1	155	2.2	1	1.40	38	5.00	2.2	360	30	.1	1	.5	.3	920	<1	10.0	1			
1151	851170	CPSN	35	00	36	9	2	10	5	.1	245	4.5	2	1.60	38	3.60	2.5	300	30	.1	1	.5	.4	900	96	<1	10.0	1	10.0	1
1151	851171	CPSN	35	00	54	13	3	14	8	.1	455	3.6	2	1.60	44	7.60	2.8	340	35	.1	1	1.0	.4	980	1	10.0	1			
1151	851172	CPSN	35	10	40	9	3	10	5	.1	150	3.6	1	1.50	38	4.70	2.4	320	25	.1	1	.5	.6	860	2	10.0	1			
1151	851173	CPSN	35	20	38	8	2	10	5	.1	125	3.1	2	1.20	38	3.50	2.7	290	30	.1	1	.5	.5	900	1	10.0	1			
1151	851174	CPSN	35	00	42	9	3	10	5	.1	210	3.1	2	1.40	31	4.50	2.4	290	40	.1	1	.5	.4	1100	<1	10.0	1			
1151	851175	CPSN	35	00	35	6	2	9	5	.1	105	1.8	1	1.10	25	4.10	2.1	280	35	.1	1	.5	.3	980	4	10.0	1			
1151	851176	KQM	52	00	48	13	4	14	9	.1	305	6.3	1	1.60	38	5.70	4.9	360	45	.1	6	.5	.5	980	5	10.0	1			
1151	851177	KQM	52	00	51	17	3	17	8	.1	230	4.5	2	1.50	38	6.40	2.8	360	40	.1	1	.5	.6	980	2	10.0	1			
1151	851178	KQM	52	00	49	11	2	12	8	.1	385	3.6	2	1.40	38	4.90	2.5	280	40	.1	1	.5	.4	940	2	10.0	1			
1151	851179	KQM	52	00	49	13	5	14	8	.1	290	4.1	1	1.30	31	4.60	2.5	310	40	.1	1	.5	.4	1000	3	10.0	1			
1151	851180	DMCV	60	00	43	9	2	12	6	.1	180	3.6	1	1.20	25	3.10	3.8	310	35	.1	1	.5	.3	940	18	<1	10.0	1	10.0	1
1151	851182	DMCV	60	10	49	13	3	18	6	.1	256	4.1	1	2.10	36	4.75	2.7	230	25	.1	3	2.0	1.1	920	<1	10.0	1			
1151	851183	DMCV	60	20	42	10	2	15	6	.1	156	2.3	1	1.40	36	3.00	2.7	230	35	.1	3	2.0	.9	860	<1	10.0	1			
1151	851184	DMCV	60	00	43	9	3	12	8	.1	240	6.9	1	1.60	36	3.60	3.1	180	35	.1	3	.5	.4	960	<1	10.0	1			
1151	851185	DMCV	60	00	49	10	3	21	10	.1	290	7.8	1	1.90	42	4.60	3.0	290	40	.1	3	1.0	.4	940	<1	10.0	1			
1151	851186	DMCV	60	00	57	18	4	19	9	.1	490	9.2	2	2.30	54	6.40	2.4	310	45	.1	3	1.0	.6	940	64	2	10.0	1	10.0	1
1151	851187	DMCV	60	00	50	15	4	21	9	.1	276	4.6	2	1.80	66	5.40	3.1	240	40	.1	3	1.0	.4	940	<1	10.0	1			
1151	851188	DMCV	60	00	50	12	4	14	7	.1	256	5.1	1	1.60	54	5.20	3.0	280	35	.1	3	1.0	.4	980	4	10.0	1			
1151	851189	DMCV	60	00	53	11	2	19	6	.1	550	2.8	1	1.50	48	6.60	2.5	280	25	.1	3	2.0	.3	860	4	10.0	1			
1151	851190	DMCV	60	00	53	13	3	19	7	.1	256	3.7	1	1.60	42	7.20	3.7	240	35	.1	3	4.0	.3	880	10	1	10.0	1	10.0	1
1151	851191	DMCV	60	00	60	16	2	47	12	.1	346	3.7	1	2.40	72	4.40	2.4	290	40	.1	3	1.0	.3	860	2	10.0	1			
1151	851192	DMCV	60	00	53	12	2	17	9	.2	446	4.6	1	1.80	72	10.0	2.4	220	30	.1	3	1.0	.5	900	1	10.0	1			
1151	851193	DMCV	60	00	45	21	3	19	5	.1	206	3.7	1	1.70	72	7.40	2.8	250	35	.1	3	1.0	.3	920	1	10.0	1			
1151	851194	DMCV	60	00	62	17	3	35	13	.2	910	6.0	2	2.60	72	8.80	2.4	290	40	.2	3	1.0	.6	880	17	6	10.0	1	10.0	1
1151	851196	DMCV	60	00	42	9	1	15	6	.1	136	2.3	1	1.40	30	2.80	2.1	260	35	.1	3	.5	.3	900	<1	10.0	1			
1151	851197	DMCV	60	00	42	10	3	15	5	.1	160	2.3	2	1.70	30	5.00	2.6	250	35	.1	3	1.0	.3	880	<1	10.0	1			
1151	851198	DMCV	60	00	50	13	2	21	9	.1	240	2.8	1	1.80	60	4.40	2.3	240	35	.1	3	1.0	.3	920	2	10.0	1			
1151	851199	DMCV	60	00	41	10	3	14	6	.1	256	2.8	1	1.30	42	3.40	2.0	1440	30	.1	3	1.0	.2	1000	<1	10.0	1			
1151	851200	DMCV	60	00	60	21	4	23	9	.1	316	3.2	1	1.90	78	11.2	2.9	290	40	.1	3	1.0	.3	980	3	10.0	1			
1151	851202	DMCV	60	00	46	13	5	18	7	.1	440	5.5	1	1.70	54	7.60	2.0	340	35	.1	24	1.0	.3	840	1	10.0	1			
1151	851203	CPSN	35	00	51	14	3	19	8	.1	386	4.6	1	1.80	54	6.40	3.0	310	40	.1	1	1.0	.3	940	<1	10.0	1			
1151	851204	RS	64	10	54	16	3	18	8	.1	410	5.1	1	1.80	36	5.20	2.0	360	30	.1	1	1.0	.3	880	2	10.0	1			
1151	851205	RS	64	20	58	16	5	19	5	.2	200	4.1	1	1.90	60	7.00	2.9	380	30	.1	1	1.0	.4	920	5	10.0	1			
1151	851206	RS	64	00	52	22	2	15	5	.1	330	2.8	1	1.90	96	7.20	1.8	260	35	.1	1	1.0	.4	800	2	10.0	1			
1151	851207	TV	42	00	74	32	3	22	8	.1	376	9.2	1	2.10	78	8.60	2.5	360	40	.4	1	1.0	.6	1060	10	2	10.0	1	10.0	1
1151	851208	TV	42	00	35	13	2	12	5	.1	180	3.2	1	1.40	30	2.60	2.1	240	50	.1	1	1.0	.3	880	2	10.0	1			
1151	851209	TV	42	00	39	15	1	14	7	.1	430	2.8	1	1.60	30	3.00	2.0	240	30	.1	4	.5	.4	840	50	50	10.0	1	10.0	1
1151	851210	TGDN	42	00	75	17	3	18	7	.1	216	5.5	1	1.80	54	8.00	2.6	310	40	.4	3	1.0	.4	960	2	10.0	1			
1151	851211	TGDN	42	00	45	13	4	14	6	.1	316	3.7	1	1.70	60	4.20	2.7	290	30	.1	3	.5	.5	1000	2	10.0	1			
1151	851212	TGDN	42	00	48	14	2	12	7	.2	316	1.8	1	1.70	18	3.20	2.8	440	40	.1	3	.5	.2	840	<1	10.0	1			
1151	851213	TGDN	42	00	49	15	2	12	7	.1	336	2.3	1	1.80	36	3.20	3.8	520	45	.1	3	5.0	.2	940	3	10.0	1			
1151	851214	TGDN	42	00	54	13	2	14	9	.1	530	3.7	1	2.10	60	7.60	28.8	320	40	.2	3	1.0	.3	780	6	10.0	1			
1151	851215	TGDN	42	00	54	22	4	22	10	.2	480	4.6	1	1.90	60	7.80	2.7	360	45	.1	3	1.0	.3	840	1	10.0	1			
1151	851217	TGDN	42	00	53	23	2	18	8	.1	316	3.7	1	2.00	48	6.80	2.8	280	40	.2	7	1.0	.3	860	3	10.0	1			
1151	851218	TGDN	42	00	68	38	7	35	12	.2	626	6.4	2	2.40	60	11.4	2.7	290	50	.2	1	1.0	.6	840	2	10.0	1			
1151	851219	TGDN	42	00	55	43	3	18	8	.1	530	6.9	4	2.10	72	10.0	2.8	250	45	.1	1	.5	.6	780	4	10.0	1			
1151	851220	TV	42	00	49	42	1	37	13	.1	900	4.6	1	2.70	60	9.40	1.9	280	55	.1	1	.5	.3	820	4	10.0	1			
1151	851222	TV	42	00	58	17	4	18	8	.2	516	4.6	1	1.80	54	7.20	2.3	340	35	.1	1	.5	.3	920	5	10.0	1			
1151	851223	TV	42	00	52	15	3	17	7	.1	310	4.6	1	1.80	60	5.80	2.5	340	35	.2	1	.5	.5	920	1	10.0	1			

REGIONAL STREAM SEDIMENT AND WATER GEOCHEMICAL RECONNAISSANCE DATA, YUKON 1985, GSC-OF 1220, NGR 85-1985, NTS 1151

MAP	ID	ROCK TYPE	A		ZN	CU	PB	NI	CO	AG	MN	AS	MO	FE	HG	LDI	U	F	V	CD	W	SN	SB	BA	AU	AU-R	WT1	AU L	D L	AU WT2	D L
			G	RP																											
1151	851224	OMCV	60	00	58	16	2	17	7	.1	236	2.8	1	1.60	84	9.80	2.4	350	35	.2	1	.5	.3	900	5		10.0	1			
1151	851226	OMCV	60	00	56	12	4	15	9	.1	676	3.7	1	1.70	60	7.40	2.9	320	30	.1	1	1.0	.4	960	2		10.0	1			
1151	851227	CPSN	35	10	42	14	2	17	5	.1	256	4.6	1	1.50	60	5.00	2.2	280	30	.1	1	1.0	.7	960	3		10.0	1			
1151	851228	CPSN	35	20	40	14	2	16	5	.1	240	3.7	1	1.40	54	3.40	2.0	280	30	.1	1	.5	.4	980	1		10.0	1			
1151	851229	CPSN	35	00	38	18	1	12	5	.1	150	1.8	1	1.00	36	6.40	2.0	280	25	.2	1	.5	.3	980	<1	<1	10.0	1	10.0	1	
1151	851230	CPSN	35	00	48	15	3	17	2	.1	120	.5	1	1.00	60	10.8	2.2	320	30	.1	1	.5	.3	980	1		10.0	1			
1151	851231	CPSN	35	00	39	8	2	12	4	.1	160	2.8	1	1.20	48	3.00	2.0	290	30	.1	1	.5	.3	1020	1		10.0	1			
1151	851232	CPSN	35	00	48	11	2	14	5	.1	236	2.8	1	1.70	30	4.40	2.4	310	35	.1	1	.5	.4	960	2		10.0	1			
1151	851233	CPSN	35	00	73	30	4	31	10	.1	2540	10.1	2	2.50	48	10.4	4.7	380	45	.4	1	1.0	1.1	1520	3		10.0	1			
1151	851234	OMCV	60	00	86	30	5	31	10	.1	660	7.4	2	2.60	84	16.8	3.2	410	40	.4	1	1.0	.9	880	4		10.0	1			
1151	851235	CPSN	35	00	35	11	1	18	5	.1	166	1.8	1	1.20	36	2.80	2.1	280	25	.1	1	.5	.3	1060	1		10.0	1			
1151	851236	CPSN	35	00	47	22	2	40	8	.1	390	3.7	1	1.90	60	6.60	1.5	340	35	.1	1	1.0	.3	1080	1		10.0	1			
1151	851237	OMCV	60	00	40	10	2	14	5	.1	180	4.1	1	1.60	36	5.60	2.4	340	25	.1	1	1.0	.4	960	7		10.0	1			
1151	851238	OMCV	60	00	38	17	2	17	6	.1	256	3.7	1	1.60	48	5.20	2.0	320	30	.1	1	.5	.5	1000	2		10.0	1			
1151	851239	OMCV	60	00	58	29	3	22	10	.2	1900	14.7	1	2.50	48	11.2	3.5	340	50	.2	1	1.0	.9	1140	12		10.0	1			
1151	851240	OMCV	60	00	38	13	2	12	4	.1	236	4.6	1	1.50	42	3.80	3.1	310	35	.1	1	.5	.3	940	4		10.0	1			
1151	851242	CPSN	35	00	35	13	2	11	5	.1	176	4.6	1	1.40	36	4.80	2.2	320	35	.1	1	1.0	.3	960	<1		10.0	1			
1151	851243	CPSN	35	10	52	22	3	17	7	.1	276	7.4	1	2.20	72	10.6	3.0	400	50	.1	1	.5	.6	1000	2		10.0	1			
1151	851244	CPSN	35	20	56	21	3	18	7	.2	320	6.0	1	2.40	84	9.00	2.2	360	55	.1	1	.5	.5	940	3		10.0	1			
1151	851245	OMCV	60	00	56	18	5	27	9	.1	1440	6.4	1	2.30	60	6.80	2.3	360	45	.1	1	.5	.5	960	1		10.0	1			
1151	851246	OMCV	60	00	40	14	2	16	5	.1	376	3.7	1	1.50	48	5.20	3.0	360	40	.1	1	.5	.3	920	1		10.0	1			
1151	851247	OMCV	60	00	52	18	2	35	27	.1	9200	12.0	2	3.20	84	11.4	2.1	320	40	.6	1	.5	.5	1340	<1		10.0	1			
1151	851248	OMCV	60	00	44	15	3	19	5	.1	260	8.3	1	2.20	36	6.60	2.2	400	40	.1	1	.5	.3	1020	7		10.0	1			
1151	851249	OMCV	60	00	40	13	2	14	6	.1	250	4.6	2	1.50	36	3.20	2.2	320	30	.1	1	.5	.4	920	2		10.0	1			
1151	851251	OMCV	60	00	36	12	2	15	5	.1	230	4.6	1	1.40	42	3.20	1.6	360	25	.1	1	.5	.3	1020	<1		10.0	1			
1151	851252	OMCV	60	00	34	10	2	14	4	.1	170	3.7	1	1.30	24	3.60	2.9	320	25	.1	1	.5	.3	980	<1		10.0	1			
1151	851253	OMCV	60	00	40	15	3	17	5	.1	236	4.6	1	1.60	36	6.80	4.2	380	40	.1	1	.5	.3	880	1		10.0	1			
1151	851254	CPSN	35	00	64	20	5	28	7	.1	400	4.6	2	1.80	36	9.40	2.9	260	30	.1	3	.5	.5	1100	2		10.0	1			
1151	851255	PC	09	00	44	14	2	15	4	.1	210	4.1	1	1.50	42	4.80	2.9	240	25	.1	2	.5	.5	1020	1		10.0	1			
1151	851256	CPSN	35	00	38	15	2	17	5	.1	256	3.7	1	1.40	24	2.60	1.7	230	35	.1	2	.5	.5	960	<1		10.0	1			
1151	851257	CPSN	35	00	38	15	1	18	6	.1	276	5.5	1	1.40	36	3.20	1.7	130	30	.1	1	.5	.3	980	<1		10.0	1			
1151	851258	CPSN	35	00	42	13	2	14	5	.2	216	4.6	1	1.40	36	4.80	2.2	260	25	.1	2	.5	.5	980	67	1	10.0	1	10.0	1	
1151	851259	CPSN	35	00	52	24	3	22	7	.1	376	7.4	2	2.00	36	5.00	2.1	280	45	.1	2	.5	.5	1020	2		10.0	1			
1151	851260	CPSN	35	00	40	12	2	14	4	.1	200	4.6	1	1.30	36	3.40	1.9	160	25	.1	2	.5	.3	1040	2		10.0	1			
1151	851262	CPSN	35	00	57	23	5	21	6	.1	340	9.2	1	1.70	36	3.00	1.9	340	25	.1	2	.5	.9	1160	3		10.0	1			
1151	851263	CPSN	35	10	53	16	3	17	8	.1	200	5.5	1	1.50	36	4.80	2.6	350	20	.1	2	.5	.6	1040	2		10.0	1			
1151	851264	CPSN	35	20	51	17	3	18	5	.1	226	5.5	1	1.50	36	4.80	2.7	340	30	.1	3	.5	.6	1100	2		10.0	1			
1151	851265	CPSN	35	00	44	15	3	15	6	.1	250	4.6	1	1.40	36	4.80	2.1	320	25	.1	2	.5	.4	960	2		10.0	1			
1151	851266	CPSN	35	00	37	11	4	12	5	.1	196	3.7	2	1.30	36	3.60	4.0	320	30	.1	3	.5	.3	960	1		10.0	1			
1151	851267	CPSN	35	00	47	13	5	17	5	.1	300	5.1	1	1.50	30	5.40	4.2	350	35	.1	2	.5	.3	960	1		10.0	1			
1151	851268	CPSN	35	00	42	11	1	15	5	.2	286	4.6	1	1.50	24	3.80	3.4	260	35	.1	3	.5	.3	1020	2		10.0	1			
1151	851269	CPSN	35	00	42	10	3	18	5	.1	226	3.2	1	1.30	18	3.40	3.0	280	25	.1	2	.5	.3	1000	<1		10.0	1			
1151	851270	CPSN	35	00	43	13	2	27	8	.1	426	5.1	1	1.50	24	3.60	1.3	220	30	.1	2	.5	.3	980	<1		10.0	1			
1151	851271	KQM	52	00	42	14	2	17	5	.1	290	4.6	1	1.40	36	3.80	2.7	270	25	.1	2	.5	.3	1000	1		10.0	1			
1151	851272	TV	42	00	38	14	2	15	6	.1	270	3.2	1	1.40	24	1.40	1.0	170	30	.1	3	.5	.3	920	<1		10.0	1			
1151	851273	KQM	52	00	38	9	1	15	5	.1	285	1.4	1	1.00	36	1.60	1.6	250	20	.1	2	.5	.3	1020	<1		10.0	1			
1151	851274	KQM	52	00	44	13	3	15	5	.1	280	2.8	1	1.20	42	4.60	2.8	290	25	.1	2	.5	.4	1000	<1		10.0	1			
1151	851276	CPSN	35	00	30	10	2	14	7	.1	180	1.8	1	1.40	24	2.20	5.2	250	40	.1	2	.5	.4	860	36	5	10.0	1	10.0	1	
1151	851277	CPSN	35	00	33	17	3	16	5	.1	296	2.8	1	1.40	24	2.80	1.9	400	30	.1	2	.5	.4	900	2		10.0	1			
1151	851278	CPSN	35	00	64	44	3	68	15	.1	630	3.2	4	1.90	60	7.00	1.7	410	40	.2	2	.5	.7	1180	2		10.0	1			

REGIONAL STREAM SEDIMENT AND WATER GEOCHEMICAL RECONNAISSANCE DATA, YUKON 1985, GSC-OF 1220, NGR 85-1985, NTS 115I

MAP	ID	ROCK TYPE	A		ZN	CU	PB	NI	CO	AG	MN	AS	MO	FE	HG	LOI	U	F	V	CD	W	SN	SB	BA	AU	AU-R	WT1	AU L 1	AU L 2	
			G	RP																										
115I	851335	CPSN	35	00	42	10	1	15	5	.1	190	3.2	1	1.20	21	2.40	1.9	380	15	.1	2	.5	.3	940	<1	10.0	1			
115I	851336	CPSN	35	00	41	9	2	15	5	.1	190	2.8	1	1.20	18	2.00	1.7	400	20	.1	2	.5	.3	1020	1	10.0	1			
115I	851337	CPSN	35	00	38	11	1	6	4	.1	160	6.0	1	1.10	7	.60	1.2	300	20	.1	2	.5	.3	960	<1	10.0	1			
115I	851338	CPSN	35	00	31	11	2	8	3	.1	190	7.8	1	1.30	7	1.40	3.3	370	35	.1	2	.5	.3	960	<1	10.0	1			
115I	851339	MGDN	41	00	26	9	1	8	3	.1	166	4.6	1	1.20	7	1.40	2.4	380	20	.1	2	.5	.2	1000	<1	10.0	1			
115I	851340	CPSN	35	00	30	12	2	8	3	.1	190	6.4	1	1.40	11	2.40	2.1	350	30	.1	2	.5	.3	960	2	10.0	1			
115I	851342	MGDN	41	00	20	8	1	5	5	.1	120	3.2	1	1.90	7	1.80	1.4	300	20	.1	2	1.0	.2	1000	<1	10.0	1			
115I	851343	MGDN	41	00	20	7	1	5	3	.1	126	3.2	1	.80	7	1.00	2.0	300	20	.1	2	.5	.2	980	<1	10.0	1			
115I	851344	PGDN	09	10	40	42	2	28	9	.1	280	6.4	1	2.40	7	1.20	3.3	480	60	.1	3	.5	.3	840	<1	10.0	1			
115I	851345	PGDN	09	20	33	38	2	26	7	.1	240	6.4	22	2.00	7	1.20	2.4	400	50	.1	2	.5	.3	760	<1	10.0	1			
115I	851347	TV	42	00	46	20	2	59	11	.1	310	2.8	1	1.90	46	8.80	1.3	400	50	.2	2	1.0	.2	1200	<1	10.0	1			
115I	851348	TV	42	00	50	25	3	69	10	.1	336	3.7	1	2.20	56	12.4	1.4	360	45	.1	2	2.0	.2	1200	<1	10.0	1			
115I	851349	TV	42	00	49	12	2	62	8	.1	336	2.8	1	2.00	56	9.80	1.5	400	50	.1	2	1.0	.2	1180	<1	10.0	1			
115I	851350	KQM	52	00	45	13	3	15	5	.1	276	3.7	1	1.40	49	4.60	2.6	360	25	.1	2	1.0	.5	980	<1	10.0	1			
115I	851351	KQM	52	00	43	13	3	15	6	.1	240	3.7	1	1.40	53	4.00	3.0	340	35	.2	2	1.0	.4	960	<1	10.0	1			
115I	851352	KQM	52	00	43	15	2	17	6	.1	280	3.7	1	1.40	60	5.00	2.4	320	30	.1	2	1.0	.4	960	<1	10.0	1			
115I	851353	KQM	52	00	43	13	2	14	5	.1	240	3.7	1	1.40	60	4.00	2.1	380	30	.2	2	1.0	.5	1000	2	10.0	1			
115I	851354	KQM	52	00	46	13	3	15	6	.1	220	4.6	1	1.40	53	4.40	2.3	420	30	.1	2	1.0	.5	940	<1	10.0	1			
115I	851355	KQM	52	00	42	13	3	15	4	.1	276	3.2	1	1.40	53	4.80	2.4	580	25	.1	2	.5	.5	1000	<1	10.0	1			
115I	851356	KQM	52	00	41	15	3	17	7	.2	190	3.7	1	1.40	60	4.80	2.5	400	30	.2	2	1.0	.4	960	<1	10.0	1			
115I	851357	KQM	52	00	45	16	3	17	7	.1	280	3.7	1	1.40	60	5.20	2.8	440	25	.2	2	1.0	.4	980	3	10.0	1			
115I	851358	KQM	52	00	48	15	2	18	7	.1	410	4.6	1	1.80	490	5.60	2.8	440	35	.2	2	1.0	.3	940	<1	10.0	1			
115I	851359	TV	42	00	29	15	2	19	4	.1	236	3.7	1	1.20	35	2.80	2.1	440	25	.1	2	.5	.3	980	<1	10.0	1			
115I	851360	TV	42	00	44	15	3	15	7	.1	276	4.6	1	1.50	70	5.00	3.0	500	25	.2	2	1.0	.5	960	15	<1	10.0	1	10.0	1
115I	851362	TGDN	42	00	49	18	3	19	8	.2	426	4.6	1	1.80	22	5.60	2.2	360	35	.1	2	1.0	.4	880	<1	10.0	1			
115I	851363	TV	42	00	45	27	2	92	15	.1	326	2.8	1	2.00	15	6.20	1.8	260	40	.2	3	1.0	.3	980	<1	10.0	1			
115I	851364	TV	42	00	44	26	2	94	15	.1	320	2.8	1	2.00	15	5.80	1.7	340	40	.1	5	.5	.3	920	1	10.0	1			
115I	851365	TV	42	10	42	30	1	21	9	.1	240	3.2	1	1.70	15	8.80	2.2	300	40	.2	2	1.0	.5	780	<1	10.0	1			
115I	851366	TV	42	20	41	28	1	20	9	.1	250	3.7	1	1.60	22	6.40	1.8	330	25	.1	30	1.0	.5	760	2	10.0	1			
115I	851367	TV	42	00	31	14	1	11	5	.2	190	1.8	1	1.50	15	3.80	3.7	440	35	.1	2	.5	.3	900	<1	10.0	1			
115I	851368	TGDN	42	00	46	15	2	12	8	.1	390	2.8	1	1.80	15	9.00	2.4	380	40	.1	2	.5	.3	840	<1	10.0	1			
115I	851369	TGDN	42	00	27	8	1	8	5	.1	190	1.8	1	1.20	11	2.80	3.9	340	25	.1	2	.5	.2	680	2	10.0	1			
115I	851370	TGDN	42	00	50	15	3	12	8	.1	290	3.7	1	1.70	11	4.40	3.4	380	40	.1	2	.5	.3	780	<1	10.0	1			
115I	851371	TGDN	42	00	63	18	1	15	9	.1	320	3.7	1	1.90	22	3.00	2.5	360	35	.1	2	.5	.4	780	<1	10.0	1			
115I	851372	PGDN	09	00	44	13	2	11	9	.1	320	2.3	1	1.80	15	3.60	3.4	360	30	.1	2	.5	.3	740	<1	10.0	1			
115I	851373	TGDN	42	00	31	9	1	8	5	.2	236	1.4	1	1.30	11	2.00	4.0	360	25	.1	2	.5	.1	700	20	<1	10.0	1	10.0	1
115I	851374	TGDN	42	00	32	9	2	9	6	.1	190	1.8	1	1.20	18	1.80	2.7	440	30	.1	2	.5	.1	900	<1	10.0	1			
115I	851376	TGDN	42	00	31	9	1	8	5	.1	256	1.8	1	1.40	18	2.80	2.8	340	25	.1	1	.5	.2	800	82	2	10.0	1	10.0	1
115I	851377	TGDN	42	00	39	16	3	16	9	.1	386	3.7	1	1.60	22	4.00	1.4	380	30	.2	2	.5	.4	1000	1	10.0	1			
115I	851378	TGDN	42	00	44	25	2	17	8	.1	456	3.7	1	1.70	51	11.0	2.7	260	25	.1	2	.5	.3	820	<1	10.0	1			
115I	851379	TGDN	42	00	39	12	2	10	5	.1	210	2.8	1	1.50	15	4.00	2.1	400	30	.1	2	.5	.3	960	<1	10.0	1			
115I	851380	TGDN	42	00	47	20	2	16	8	.1	296	3.7	1	1.60	44	8.60	1.8	250	30	.1	2	.5	.4	880	2	10.0	1			
115I	851382	CPSN	35	00	33	11	3	10	5	.1	190	2.8	1	1.20	46	4.00	2.7	220	30	.1	2	.5	.3	760	<1	10.0	1			
115I	851383	CPSN	35	00	50	10	2	10	7	.1	176	1.8	1	1.60	154	4.40	2.4	290	40	.1	2	.5	.2	1080	4	10.0	1			
115I	851384	CPSN	35	00	52	22	3	17	9	.1	310	2.8	1	1.90	56	10.2	2.1	320	35	.1	3	.5	.5	920	1	10.0	1			
115I	851385	CPSN	35	10	45	18	4	15	9	.1	320	3.7	1	1.70	46	6.20	2.9	310	35	.1	3	.5	.4	960	<1	10.0	1			
115I	851386	CPSN	35	20	53	24	7	24	8	.1	360	5.5	2	2.10	35	5.80	4.6	320	45	.1	3	.5	.6	900	3	10.0	1			
115I	851387	CPSN	35	00	49	16	3	12	9	.1	426	7.4	1	2.10	49	6.20	3.1	280	45	.1	3	.5	.4	900	<1	10.0	1			
115I	851388	CPSN	35	00	60	23	4	19	8	.1	356	4.1	1	2.00	56	13.0	2.5	320	35	.1	2	.5	.6	920	<1	10.0	1			
115I	851389	CPSN	35	00	68	16	6	18	8	.1	490	10.1	1	1.80	63	6.60	4.7	340	25	.4	2	.5	.7	1020	1	10.0	1			

REGIONAL STREAM SEDIMENT AND WATER GEOCHEMICAL RECONNAISSANCE DATA, YUKON 1985, GSC-OF 1220, NGR 85-1985, NTS 1151

MAP	IO	ROCK TYPE	A		ZN	CU	PB	NI	CO	AG	MN	AS	MC	FE	HG	LOI	U	F	V	CD	W	SN	SB	BA	AU	AU-R	WT1	AU L	AU WT2	D L	D L
			G	RP																											
1151	851390	CPSN	35	00	60	22	5	20	10	.1	470	7.4	1	2.00	56	8.40	4.0	340	40	.1	2	1.0	.6	920	3		10.0	1			
1151	851391	CPSN	35	00	55	25	5	23	8	.1	270	11.0	1	1.90	32	3.40	3.6	340	35	.1	3	.5	.8	960	5		10.0	1			
1151	851392	CPSN	35	00	72	25	5	28	10	.1	420	12.0	2	2.30	49	9.20	3.1	380	45	.2	3	.5	.7	1140	<1		10.0	1			
1151	851393	CPSN	35	00	70	18	11	23	9	.1	320	28.5	1	2.20	28	5.00	2.9	480	40	.1	3	.5	2.9	720	2		10.0	1			
1151	851394	CPSN	35	00	200	25	88	20	12	1.2	1050	129.	1	2.40	46	10.0	5.1	460	30	2.2	1	.5	170.	1000	29	52	10.0	1	10.0	1	
1151	851395	CPSN	35	00	47	56	19	13	8	.2	186	46.0	5	1.70	25	4.40	3.5	380	40	.1	9	.5	5.9	860	36	12	10.0	1	10.0	1	
1151	851397	CPSN	35	00	77	23	10	28	10	.2	188	22.1	1	2.20	46	5.00	3.2	400	50	.2	2	.5	2.4	1300	2		10.0	1			
1151	851398	PGDN	09	00	95	8	20	7	5	.1	565	7.1	1	1.90	66	5.80	20.1	430	33	.1	1	3.0	1.1	940	<1		10.0	1			
1151	851399	PGDN	09	00	100	23	23	25	9	.1	545	16.6	2	2.40	55	8.40	13.1	520	55	.2	1	2.0	1.4	920	2		10.0	1			
1151	851400	PGDN	09	00	69	14	8	15	8	.1	685	19.9	1	2.20	61	7.00	13.7	430	40	.2	1	.5	1.5	920	2		10.0	1			
1151	851402	PGDN	09	00	220	12	45	10	5	.8	1650	26.6	1	1.90	110	14.6	9.4	500	30	1.8	1	1.0	2.4	680	13	6	10.0	1	10.0	1	
1151	851403	PGDN	09	00	67	17	4	75	13	.1	365	4.1	1	2.30	22	8.40	2.2	520	55	.2	1	2.0	.2	1160	<1		10.0	1			
1151	851404	PGDN	09	10	49	12	9	15	3	.1	185	6.6	2	1.40	88	8.00	5.7	480	33	.1	1	2.0	.9	780	1		10.0	1			
1151	851405	PGDN	09	20	47	12	10	11	2	.1	165	6.6	2	1.20	88	6.20	6.7	520	33	.1	2	1.0	.9	720	<1		10.0	1			
1151	851406	KQM	52	00	82	18	2	53	15	.1	440	1.7	1	3.00	28	8.80	1.1	500	83	.1	1	1.0	.1	1040	2		10.0	1			
1151	851407	KQM	52	00	65	27	4	68	12	.1	495	13.3	2	2.30	55	8.00	4.3	500	67	.1	3	1.0	.5	1040	<1		10.0	1			
1151	851408	KQM	52	00	71	14	2	45	13	.1	345	1.7	2	2.40	44	8.80	1.5	560	70	.1	1	1.0	.2	1100	<1		10.0	1			
1151	851409	KQM	52	00	78	50	22	42	10	.1	395	7.5	2	2.20	55	8.60	12.1	680	70	.1	3	1.0	.8	880	3		10.0	1			
1151	851410	KQM	52	00	59	17	3	53	15	.1	405	5.8	1	2.60	44	8.20	3.4	680	75	.1	1	.5	.6	880	<1		10.0	1			
1151	851411	KQM	52	00	75	24	8	38	10	.1	785	5.8	1	2.10	61	13.8	6.0	540	60	.2	1	1.0	.4	920	4		10.0	1			
1151	851412	KQM	52	00	89	40	19	56	12	.1	620	5.4	1	2.50	61	10.2	7.3	640	70	.4	2	1.0	.8	940	1		10.0	1			
1151	851414	KQM	52	00	60	19	2	82	16	.1	435	2.9	1	2.50	33	6.80	2.0	560	70	.1	1	.5	.1	1260	1		10.0	1			
1151	851415	TGDN	42	00	59	37	1	28	13	.1	785	2.9	1	2.40	110	31.6	2.2	430	75	.2	1	.5	.3	780	2		10.0	1			
1151	851416	TGDN	42	00	57	17	5	46	13	.1	380	6.2	1	2.10	66	5.80	3.9	510	55	.1	1	.5	.4	1020	<1		10.0	1			
1151	851417	OMCV	60	00	51	15	3	42	9	.1	370	2.9	1	1.80	55	8.80	3.1	450	45	.1	1	1.0	.2	880	7		10.0	1			
1151	851418	OMCV	60	00	38	11	2	29	9	.1	350	2.9	1	1.70	28	4.20	1.9	400	53	.1	1	.5	.2	960	<1		10.0	1			
1151	851419	OMCV	60	00	44	12	2	29	10	.1	345	2.1	1	2.00	22	4.00	1.6	430	65	.1	1	.5	.2	1020	1		10.0	1			
1151	851420	OMCV	60	00	54	24	2	33	12	.1	425	2.1	1	2.20	55	12.6	1.8	520	65	.2	1	1.0	.4	880	<1		10.0	1			
1151	851422	OMCV	60	00	58	11	1	17	12	.1	360	1.7	1	2.20	50	7.40	1.7	560	60	.1	1	1.0	.1	1120	<1		10.0	1			
1151	851423	OMCV	60	00	65	25	3	69	16	.1	700	3.3	1	2.70	83	16.8	1.9	520	70	.2	1	1.0	.3	920	<1		10.0	1			
1151	851424	OMCV	60	00	76	20	1	14	18	.1	460	1.2	1	3.40	83	18.8	1.0	600	83	.1	1	1.0	.2	1020	<1		10.0	1			
1151	851425	CPSN	35	10	54	15	4	23	9	.1	365	2.9	1	2.20	38	6.40	2.4	560	63	.1	1	.5	.2	1000	<1		10.0	1			
1151	851427	CPSN	35	20	52	15	4	23	10	.1	360	2.5	1	2.20	36	6.60	3.1	600	58	.2	1	1.0	.3	980	3		10.0	1			
1151	851428	CPSN	35	00	48	10	2	11	5	.1	165	.8	1	1.40	38	5.20	2.9	430	35	.1	1	1.0	.2	780	<1		10.0	1			
1151	851429	CPSN	35	00	62	14	4	13	10	.1	335	3.3	1	2.00	34	9.00	2.4	400	48	.1	1	1.0	.2	840	3		10.0	1			
1151	851430	OMCV	60	00	68	22	6	23	11	.1	755	4.6	1	2.60	68	16.2	4.0	480	58	.2	1	1.0	.4	820	4		10.0	1			
1151	851431	CPSN	35	00	57	13	1	19	8	.1	315	9.5	1	1.80	34	5.00	2.5	420	43	.1	1	1.0	.5	1120	<1		10.0	1			
1151	851432	CPSN	35	00	54	14	3	39	12	.1	380	5.8	1	2.20	20	5.20	3.0	440	53	.1	1	1.0	.4	960	1		10.0	1			
1151	851433	CPSN	35	00	88	20	9	17	14	.1	785	5.0	1	2.60	64	15.0	3.7	460	68	.4	1	1.0	.5	760	3		10.0	1			
1151	851434	CPSN	35	00	79	17	11	25	11	.1	365	6.2	1	2.30	30	6.00	3.0	500	58	.1	1	2.0	.3	860	4		10.0	1			
1151	851435	CPSN	35	00	52	15	4	28	12	.1	360	12.4	1	2.10	30	5.60	6.0	560	53	.1	1	2.0	.8	900	3		10.0	1			
1151	851436	CPSN	35	00	63	21	4	27	10	.1	375	5.8	1	2.10	43	6.80	3.8	520	48	.1	1	2.0	.5	980	1		10.0	1			
1151	851437	OMCV	60	00	58	18	3	28	11	.1	700	2.9	1	2.10	51	11.0	3.1	620	55	.2	1	1.0	.2	1000	<1		10.0	1			
1151	851438	OMCV	60	00	62	31	3	57	15	.1	495	4.6	1	2.90	30	6.40	2.2	640	70	.1	1	.5	.3	1260	2		10.0	1			
1151	851439	OMCV	60	00	52	24	3	70	12	.1	360	2.9	1	2.20	30	6.60	2.0	560	58	.1	1	2.0	.2	1240	2		10.0	1			
1151	851440	OMCV	60	00	52	15	2	47	11	.1	285	1.7	1	2.30	26	6.40	2.0	600	50	.1	1	1.0	.2	1180	2		10.0	1			
1151	851442	OMCV	60	00	37	13	3	27	7	.1	225	2.9	1	1.60	21	5.40	2.8	440	43	.1	1	1.0	.3	900	<1		10.0	1			
1151	851443	OMCV	60	00	56	18	4	23	12	.1	875	4.6	1	2.30	68	14.0	2.8	420	55	.1	1	1.0	.4	960	<1		10.0	1			
1151	851444	OMCV	60	00	59	16	5	37	10	.1	390	6.6	1	2.20	51	7.60	4.0	420	50	.2	1	2.0	.4	1000	3		10.0	1			
1151	851445	OMCV	60	00	37	12	1	25	8	.1	220	2.1	1	1.80	13	5.00	2.0	320	50	.1	1	.5	.2	900	<1		10.0	1			

REGIONAL STREAM SEDIMENT AND WATER GEOCHEMICAL RECONNAISSANCE DATA, YUKON 1985, GSC-OF 1220, NGR 85-1985, NTS 1151

MAP	ID	ROCK TYPE	A G R P E S T	ZN	CU	PB	NI	CO	AG	MN	AS	MO	FE	HG	LOI	U	F	V	CD	W	SN	SB	BA	AU	AU-R	WT1	D L	AU WT2	D L
1151	851446	OMCV	60 00	44	17	1	37	10	.1	250	1.7	1	2.30	17	7.60	1.9	400	65	.1	1	1.0	.1	1000	<1	10.0	1			
1151	851447	OMCV	60 00	41	12	1	15	5	.1	220	3.7	1	1.50	26	3.40	2.1	360	38	.1	1	.5	.3	920	<1	10.0	1			
1151	851448	OMCV	60 10	50	27	3	29	10	.1	450	5.0	1	2.20	60	20.0	4.1	420	68	.1	1	1.0	.4	840	3	2	10.0	1	7.5	1
1151	851449	OMCV	60 20	45	33	1	28	10	.1	485	2.9	1	2.20	68	27.2	3.6	320	78	.1	1	.5	.2	820	<1	<1	10.0	1	10.0	1
1151	851450	OMCV	60 00	41	14	1	24	8	.1	265	2.1	1	1.80	26	6.20	1.8	360	53	.1	1	1.0	.2	920	5		10.0	1		
1151	851451	OMCV	60 00	36	8	1	20	5	.1	165	2.5	1	1.30	17	3.40	3.6	420	35	.1	1	.5	.2	980	1		10.0	1		
1151	851452	OMCV	60 00	45	13	2	22	9	.1	310	2.1	1	1.90	26	3.60	1.8	360	48	.1	1	.5	.2	960	3		10.0	1		
1151	851454	OMCV	60 00	48	12	2	28	8	.1	410	5.0	1	2.10	17	5.60	2.2	440	55	.1	1	1.0	.2	1080	<1		10.0	1		
1151	851455	OMCV	60 00	48	18	2	25	9	.1	295	2.9	1	1.90	43	12.2	2.0	400	55	.2	1	.5	.2	940	<1		10.0	1		
1151	851456	OMCV	60 00	42	14	2	30	8	.1	300	2.5	1	1.80	34	6.20	2.2	420	48	.1	1	.5	.2	1000	4		10.0	1		
1151	851457	OMCV	60 00	41	17	2	18	9	.1	335	3.3	1	1.70	26	6.80	2.1	460	40	.2	1	.5	.2	920	<1		10.0	1		
1151	851458	OMCV	60 00	48	19	3	85	13	.1	305	4.1	1	2.20	21	5.80	2.4	440	45	.1	1	.5	.2	980	<1		10.0	1		
1151	851459	OMCV	60 00	48	14	3	40	9	.1	250	3.3	1	1.90	17	5.20	2.4	420	43	.1	1	.5	.2	1000	<1		10.0	1		
1151	851460	OMCV	60 00	51	21	2	170	19	.1	540	2.9	1	2.70	26	7.60	2.3	540	60	.1	1	.5	.2	1040	4		10.0	1		
1151	851462	OMCV	60 00	48	26	2	160	18	.1	335	2.9	1	2.50	21	9.00	3.1	540	63	.1	1	.5	.1	1000	2		10.0	1		
1151	851463	DMCV	60 00	42	13	2	45	10	.1	220	2.9	1	1.60	17	4.80	1.8	320	40	.1	1	.5	.1	1020	<1		10.0	1		
1151	851464	OMCV	60 00	50	22	2	93	14	.1	300	4.1	1	2.40	26	7.00	2.7	500	63	.1	1	.5	.2	1120	<1		10.0	1		
1151	851465	OMCV	60 10	44	19	2	93	14	.1	310	3.3	1	2.20	47	6.00	2.5	480	53	.1	1	.5	.2	1060	11	<1	10.0	1	10.0	1
1151	851466	OMCV	60 20	41	18	2	100	14	.1	285	1.7	1	1.90	21	4.80	1.9	400	50	.1	1	.5	.2	960	<1	33	10.0	1	10.0	1
1151	851467	OMCV	60 00	43	20	1	97	15	.1	290	2.1	1	2.20	36	3.80	1.6	440	65	.1	1	.5	.1	980	<1		10.0	1		
1151	851468	OMCV	60 00	43	19	1	86	13	.1	330	2.1	1	2.10	21	4.00	2.0	460	60	.1	1	.5	.1	1140	<1		10.0	1		
1151	851469	OMCV	60 00	43	19	2	81	13	.1	305	2.1	1	1.90	26	5.80	3.5	560	55	.1	1	.5	.1	1000	8		10.0	1		
1151	851471	OMCV	60 00	50	16	2	77	12	.1	375	4.1	1	2.20	38	5.00	2.6	540	55	.1	1	.5	.4	920	<1		10.0	1		
1151	851472	OMCV	60 00	39	9	1	30	8	.1	315	3.3	1	1.70	13	3.40	2.5	600	50	.1	1	.5	.2	840	2		10.0	1		
1151	851473	OMCV	60 00	31	8	2	6	5	.1	215	2.9	1	1.40	17	1.60	3.2	480	40	.1	2	.5	.1	880	475	8	10.0	1	10.0	1
1151	851474	KQM	52 00	32	8	2	7	5	.1	225	5.4	1	1.30	26	2.00	3.0	440	40	.2	6	.5	.8	820	<1		10.0	1		
1151	851475	KQM	52 00	40	15	3	29	8	.1	285	4.1	2	1.80	17	3.80	2.8	520	48	.1	10	1.0	.4	860	1		10.0	1		
1151	851476	KQM	52 00	41	14	3	7	6	.1	260	2.9	1	1.80	21	3.80	5.5	660	55	.1	4	.5	1.1	760	<1		10.0	1		
1151	851477	CPSN	35 00	42	9	2	7	7	.1	405	3.3	1	1.60	43	7.20	3.0	460	38	.1	1	.5	.5	980	<1		10.0	1		
1151	851478	CPSN	35 00	49	16	10	6	5	.1	365	16.6	1	1.70	21	3.80	4.4	400	43	.2	40	2.0	1.2	760	4		10.0	1		
1151	851479	EMN	59 00	45	12	1	80	12	.1	415	2.5	1	2.00	17	4.20	3.4	400	55	.1	1	1.0	.1	940	<1		10.0	1		
1151	851480	KY	52 00	54	10	9	5	4	.1	365	5.8	1	1.60	43	4.00	2.4	500	38	.1	1	1.0	.9	820	3		10.0	1		
1151	851482	EMN	59 00	49	14	3	70	12	.1	370	4.1	1	2.10	34	6.00	7.6	480	60	.1	9	.5	.3	820	<1		10.0	1		
1151	851484	CPSN	35 10	64	14	10	13	7	.1	400	11.2	1	2.00	26	5.60	3.2	600	48	.1	4	.5	.7	900	2		10.0	1		
1151	851485	CPSN	35 20	55	13	5	6	6	.1	410	6.2	1	2.40	30	4.20	3.5	760	80	.1	1	.5	.4	840	<1		10.0	1		
1151	851486	EMN	59 00	54	20	2	150	19	.1	405	8.3	1	2.90	51	9.20	3.5	560	65	.1	1	2.0	.3	1140	<1		10.0	1		
1151	851487	EMN	59 00	55	23	2	270	18	.1	570	5.4	1	3.10	26	8.20	2.2	540	65	.1	1	.5	.3	1040	4		10.0	1		
1151	851488	KY	52 00	72	28	19	24	10	.1	400	8.3	1	2.00	26	5.20	6.5	600	55	.1	2	.5	.7	880	5		10.0	1		
1151	851489	KY	52 00	42	14	2	45	9	.1	295	2.9	1	1.90	26	5.40	2.7	480	45	.1	1	.5	.4	920	<1		10.0	1		
1151	851490	KQM	52 00	75	32	36	28	10	.1	395	7.1	1	2.40	34	8.00	4.7	520	55	.2	2	.5	.5	860	2		10.0	1		
1151	851491	PGDN	09 00	76	10	9	10	7	.1	505	16.6	2	2.30	21	3.80	13.8	480	60	.4	24	.5	1.4	1220	2		7.5	1		
1151	851492	CPSN	35 00	87	17	19	18	9	.1	535	14.1	3	3.10	30	3.80	8.6	520	90	.2	10	.5	1.2	1200	<1		10.0	1		
1151	851493	CPSN	35 00	190	30	69	21	10	.1	730	31.5	4	3.20	30	4.00	10.8	720	93	.8	8	.5	2.2	840	2		7.5	1		
1151	851494	CPSN	35 00	47	14	3	43	10	.1	310	3.3	1	2.00	30	6.40	4.6	480	48	.1	1	2.0	.3	960	<1		10.0	1		
1151	851495	CPSN	35 00	130	33	48	25	10	1.0	635	13.3	5	2.90	98	18.8	25.2	640	70	.4	5	1.0	1.2	680	1		10.0	1		
1151	851496	KY	52 00	200	23	93	13	8	.8	800	23.2	4	2.50	102	15.6	15.4	680	65	1.0	3	1.0	1.9	620	1		10.0	1		
1151	851497	KY	52 00	370	68	160	33	14	1.2	1250	27.4	5	3.00	55	9.20	22.8	780	70	3.6	16	1.0	4.6	740	6		10.0	1		
1151	851498	KY	52 00	200	31	140	12	7	.8	595	25.7	3	2.50	77	15.4	25.1	720	65	1.0	3	1.0	2.3	580	9		10.0	1		
1151	851499	KY	52 00	160	35	56	20	9	.1	705	8.3	2	2.80	51	9.20	9.7	680	75	.8	7	1.0	1.0	640	174	<1	10.0	1	10.0	1
1151	851500	OMCV	60 00	70	17	11	40	11	.1	580	5.8	1	2.30	43	7.00	4.0	520	55	.2	1	.5	.4	960	2		10.0	1		

REGIONAL STREAM SEDIMENT AND WATER GEDCHEMICAL RECONNAISSANCE DATA, YUKON 1985, GSC-OF 1220, NGR 85-1985, NTS 1151

MAP	ID	ROCK TYPE	A		ZN	CU	PB	NI	CO	AG	MN	AS	MO	FE	HG	LOI	U	F	V	CD	W	SN	SB	BA	AU	AU-R	WT1	D L	AU	D L	
			G	RP																											EST
1151	851502	OMCV	60	10	63	14	1	72	15	.1	490	2.5	1	2.90	58	9.40	1.7	560	58	.1	1	.5	.1	880	<1	10.0	1				
1151	851503	OMCV	60	20	62	15	1	73	17	.1	520	2.5	1	3.00	43	10.6	2.0	560	58	.1	1	.5	.1	840	<1	10.0	1				
1151	851504	OMCV	60	00	46	7	1	14	7	.1	340	1.7	1	1.80	68	3.40	2.0	460	40	.1	1	.5	.2	940	<1	10.0	1				
1151	851505	OMCV	60	00	100	20	20	40	13	.1	575	9.1	1	2.80	60	8.80	3.6	520	70	.4	1	.5	.6	880	<1	7.5	1				
1151	851506	OMCV	60	00	75	16	4	35	10	.1	720	3.3	1	2.40	55	13.4	3.5	460	58	.1	1	.5	.3	880	<1	10.0	1				
1151	851507	OMCV	60	00	76	15	1	83	17	.1	475	.8	1	2.60	34	11.4	2.4	440	53	.1	1	.5	.1	820	4	10.0	1				
1151	851509	OMCV	60	00	61	13	2	21	10	.1	500	2.1	1	2.30	34	6.20	2.7	480	70	.1	1	.5	.2	1020	<1	10.0	1				
1151	851510	OMCV	60	00	95	15	14	37	16	.1	545	5.8	1	3.40	136	6.80	2.5	660	68	.2	1	.5	.6	900	<1	10.0	1				
1151	851511	OMCV	60	00	61	17	3	48	12	.1	385	1.7	1	2.20	60	11.4	2.5	500	55	.1	1	.5	.4	900	2	10.0	1				
1151	851512	OMCV	60	00	63	9	2	13	9	.1	330	.8	1	2.10	34	8.40	2.5	520	45	.1	1	1.0	1.8	900	<1	10.0	1				
1151	851513	PGDN	09	00	84	22	22	19	9	.1	545	12.0	1	2.10	60	8.60	4.7	520	43	.2	1	.5	1.7	780	2	10.0	1				
1151	851514	PGDN	09	00	55	10	5	23	10	.1	425	2.9	1	1.90	94	6.60	2.9	520	45	.2	1	.5	.7	820	<1	10.0	1				
1151	851515	PGDN	09	00	54	9	1	30	10	.1	230	2.5	1	1.70	26	4.80	2.0	400	38	.1	1	.5	.3	840	2	10.0	1				
1151	851516	PGDN	09	00	62	12	1	40	13	.1	410	.8	1	2.10	26	8.40	1.7	380	50	.1	1	.5	.1	840	<1	10.0	1				
1151	851517	PGDN	09	00	53	10	1	22	9	.1	405	2.9	1	1.80	390	5.00	2.7	480	50	.2	1	.5	.5	820	<1	10.0	1				
1151	851518	KQM	52	00	38	10	1	6	5	.1	250	2.5	1	1.20	94	2.60	1.7	340	33	.1	1	.5	.4	940	<1	10.0	1				
1151	851519	KQM	52	00	42	8	1	12	5	.1	225	1.2	1	1.30	30	4.00	2.8	380	35	.1	2	.5	.2	900	<1	10.0	1				
1151	851520	KY	52	00	54	12	1	25	9	.1	365	2.1	1	1.90	330	6.00	2.6	420	50	.1	1	.5	.4	880	<1	10.0	1				
1151	851522	KY	52	10	71	26	13	18	9	.1	470	8.3	2	2.40	51	7.20	5.9	620	70	.2	3	.5	1.5	800	1	10.0	1				
1151	851523	KY	52	20	63	17	5	33	10	.1	430	4.1	1	2.10	47	6.80	3.8	440	53	.1	1	.5	.7	860	<1	10.0	1				
1151	851524	KY	52	00	78	45	23	28	9	.1	375	8.3	2	2.40	77	9.60	11.3	560	68	.2	4	.5	.8	660	4	10.0	1				
1151	851525	KY	52	00	98	22	5	9	5	.1	410	10.0	1	1.60	94	3.40	2.6	320	40	1.0	1	.5	2.2	1020	3	10.0	1				
1151	851526	EMN	59	00	54	22	2	90	13	.1	365	5.0	1	2.20	43	9.40	4.2	480	50	.1	1	.5	.4	840	4	10.0	1				
1151	851527	ETF	57	00	67	18	6	15	9	.1	415	10.0	1	1.60	77	5.40	2.9	340	38	.2	2	.5	1.7	940	7	10.0	1				
1151	851529	KQM	52	00	38	8	3	8	5	.1	260	5.0	1	1.50	34	3.60	3.6	260	38	.1	1	.5	.8	920	<1	10.0	1				
1151	851530	KQM	52	00	53	11	5	10	8	.1	530	4.1	1	1.90	51	8.40	2.6	500	53	.2	1	.5	.7	880	<1	10.0	1				
1151	851531	KQM	52	00	40	28	13	5	5	.1	405	8.3	3	1.40	21	2.40	6.4	310	30	.1	3	.5	3.6	820	48	47	10.0	1	10.0	1	
1151	851532	KQM	52	00	60	14	9	34	10	.1	420	4.6	1	2.00	60	6.80	4.8	400	50	.1	1	.5	.8	820	<1	10.0	1				
1151	851533	KQM	52	00	51	10	5	8	6	.1	335	2.5	2	1.90	54	4.20	3.7	480	53	.1	3	1.0	.5	880	<1	7.5	1				
1151	851534	KQM	52	00	48	10	3	8	3	.1	395	4.1	1	1.20	46	5.40	7.3	400	30	.1	1	1.0	.5	720	<1	10.0	1				
1151	851535	KQM	52	00	28	7	1	5	2	.1	155	1.7	1	1.30	46	1.40	2.5	540	43	.1	1	.5	.8	660	<1	10.0	1				
1151	851536	KY	52	00	61	17	10	40	9	.1	380	4.6	1	2.10	46	6.20	4.6	600	55	.1	3	.5	.7	940	<1	10.0	1				
1151	851537	KY	52	00	50	10	3	7	5	.1	335	2.9	1	1.60	8	4.80	3.6	600	48	.1	1	1.0	.6	840	<1	10.0	1				
1151	851538	KY	52	00	14	12	1	2	3	.1	70	.5	1	.90	5	1.60	1.4	580	43	.1	1	.5	.1	520	<1	10.0	1				
1151	851539	KY	52	00	54	16	6	36	9	.1	330	3.7	1	2.00	38	5.80	4.2	480	55	.1	1	.5	.4	920	<1	10.0	1				
1151	851540	KY	52	00	60	12	1	5	7	.1	650	2.1	1	1.70	31	7.80	3.4	520	45	.1	1	1.0	.8	780	<1	10.0	1				
1151	851542	KY	52	00	45	10	1	5	4	.1	285	1.7	1	1.60	76	5.00	2.8	520	58	.1	1	.5	.7	700	<1	10.0	1				
1151	851543	KY	52	00	49	15	3	30	10	.1	330	2.9	1	1.90	38	5.60	3.0	480	50	.1	1	.5	.4	880	1	10.0	1				
1151	851544	KY	52	00	57	10	1	6	9	.1	345	2.5	1	3.40	61	3.40	4.2	360	145	.1	1	.5	1.3	760	1	10.0	1				
1151	851545	KY	52	10	42	13	1	6	5	.1	320	3.7	1	2.00	77	6.00	4.9	580	68	.1	1	.5	1.5	800	40	<1	10.0	1	10.0	1	
1151	851546	KY	52	20	44	12	3	6	5	.1	295	4.1	1	1.80	61	3.40	4.0	640	60	.1	1	.5	.9	780	<1	<1	10.0	1	10.0	1	
1151	851547	EMN	59	00	57	14	5	18	7	.1	415	3.7	2	2.00	38	6.00	4.8	580	48	.1	10	.5	.6	780	<1	10.0	1				
1151	851548	KY	52	00	50	12	8	7	6	.1	380	8.3	2	1.70	38	3.00	3.4	400	40	.1	1	.5	1.3	920	4	10.0	1				
1151	851549	CPSN	35	00	44	18	5	7	8	.1	430	9.1	4	2.10	76	3.00	5.3	520	63	.1	2	.5	1.5	840	4	10.0	1				
1151	851550	TV	42	00	44	20	1	15	6	.1	285	3.3	1	1.90	46	8.20	4.1	380	55	.1	1	.5	.3	820	<1	10.0	1				
1151	851552	MGDN	41	00	32	12	1	13	5	.1	360	2.5	1	1.50	23	2.20	2.3	480	40	.1	3	.5	.3	840	<1	10.0	1				
1151	851553	CPSN	35	00	33	15	2	21	7	.1	315	2.5	1	1.30	23	4.00	1.9	660	30	.1	1	.5	.2	1060	<1	10.0	1				
1151	851554	MGDN	41	00	41	11	3	15	5	.1	355	3.3	1	1.70	46	7.60	2.6	600	35	.1	1	.5	.2	1160	<1	10.0	1				
1151	851555	MGDN	41	00	41	13	3	23	7	.1	305	3.3	1	1.60	38	5.20	3.0	640	38	.1	1	.5	.3	1100	2	10.0	1				
1151	851556	MGDN	41	00	33	8	1	10	3	.1	155	2.1	1	1.10	23	3.60	3.2	560	25	.1	1	.5	.1	1460	<1	10.0	1				

REGIONAL STREAM SEDIMENT AND WATER GEOCHEMICAL RECONNAISSANCE DATA, YUKON 1985, GSC-OF 1220, NGR 85-1985, NTS 1151

MAP	ID	ROCK TYPE	A		ZN	CU	PB	NI	CO	AG	MN	AS	MO	FE	HG	LOI	U	F	V	CD	W	SN	SB	BA	AU	AU-R	WT1	D L	AU WT2	D L
			G	RP																										
1151	851557	MGDN	41	00	29	10	1	10	3	.1	145	1.2	1	1.00	31	3.60	4.0	500	25	.1	1	.5	.1	1260	5	10.0	1			
1151	851558	MGDN	41	00	38	10	2	9	4	.1	295	2.1	1	1.30	46	4.00	6.2	560	35	.1	1	.5	.1	1280	<1	10.0	1			
1151	851559	MGDN	41	00	32	8	1	9	4	.1	220	2.1	1	1.20	31	3.80	4.7	520	28	.1	1	.5	.1	1180	1	10.0	1			
1151	851560	MGDN	41	00	47	31	3	23	8	.1	300	4.1	1	1.50	61	16.0	4.3	290	33	.1	1	2.0	.7	980	8	10.0	1			
1151	851562	PGDN	09	10	56	23	2	18	10	.1	945	3.3	1	1.70	46	12.4	6.2	300	35	.2	1	.5	.2	1060	2	10.0	1			
1151	851563	PGDN	09	20	51	19	2	17	9	.1	755	2.5	1	1.60	35	8.20	4.4	310	25	.1	1	.5	.2	1040	<1	10.0	1			
1151	851564	PGDN	09	00	28	17	2	20	7	.1	580	1.7	1	1.20	15	4.60	1.4	240	30	.1	1	.5	.1	980	<1	10.0	1			
1151	851565	PGDN	09	00	25	9	1	8	4	.1	200	2.1	1	1.00	15	2.60	2.0	220	20	.1	1	.5	.1	1320	<1	10.0	1			
1151	851567	PGDN	09	00	46	20	2	20	7	.1	325	2.5	1	1.60	38	10.8	2.8	280	35	.1	1	.5	.2	980	2	10.0	1			
1151	851568	PGDN	09	00	50	13	1	19	8	.1	355	5.0	1	2.00	54	14.2	2.2	270	33	.1	1	.5	.3	980	<1	10.0	1			
1151	851569	CPSN	35	00	36	28	3	35	8	.1	310	3.7	1	1.60	31	5.40	2.1	230	25	.2	1	.5	.3	960	<1	10.0	1			
1151	851570	CPSN	35	00	70	23	13	60	12	.1	410	5.8	1	2.20	46	10.2	3.0	380	48	.1	1	.5	1.0	980	1	10.0	1			
1151	851571	TV	42	00	44	28	3	17	8	.1	550	4.1	1	2.00	46	8.00	1.9	240	40	.1	1	.5	.6	960	165	13	10.0	1	10.0	1
1151	851572	TV	42	00	45	14	2	13	6	.1	405	3.3	1	1.70	38	6.40	2.0	260	38	.1	1	.5	.2	900	3	10.0	1			
1151	851573	TV	42	00	43	25	3	16	6	.1	330	4.6	1	1.70	61	10.6	2.0	250	40	.1	1	.5	.4	920	<1	10.0	1			
1151	851574	TV	42	00	44	17	3	14	4	.1	280	4.1	1	1.80	38	5.60	1.5	400	43	.1	1	.5	.3	860	<1	10.0	1			
1151	851575	KQM	52	00	63	27	2	20	9	.1	420	4.6	2	2.40	69	13.2	2.9	380	63	.1	1	.5	.4	760	<1	10.0	1			
1151	851576	KQM	52	00	32	10	3	17	5	.1	240	6.6	1	1.50	15	1.60	3.2	210	40	.1	1	1.0	.8	1020	<1	10.0	1			
1151	851577	KQM	52	00	37	15	3	16	6	.1	290	5.4	1	1.50	31	5.40	3.1	270	35	.1	1	.5	.6	960	<1	10.0	1			
1151	851578	KQM	52	00	35	9	2	7	5	.1	280	2.1	1	1.40	23	3.00	3.1	480	43	.1	1	2.0	.3	940	33	<1	10.0	1	10.0	1
1151	851579	KQM	52	00	42	10	1	9	5	.1	285	2.1	1	1.40	38	5.20	2.7	520	38	.1	1	3.0	.2	1040	<1	10.0	1			
1151	851580	KQM	52	00	38	9	2	18	7	.1	280	2.5	1	1.80	15	3.20	2.7	440	40	.1	1	.5	.3	880	<1	10.0	1			
1151	851582	KQM	52	10	32	8	1	9	5	.1	200	3.7	1	1.40	38	2.40	2.7	520	35	.1	1	.5	.5	900	<1	10.0	1			
1151	851583	KQM	52	20	45	12	1	11	5	.1	270	4.6	1	1.80	23	4.00	3.0	520	40	.1	1	1.0	.5	840	<1	10.0	1			
1151	851584	KQM	52	00	38	12	4	12	5	.1	285	4.1	1	1.50	31	4.00	2.1	480	38	.1	1	4.0	.4	920	<1	10.0	1			
1151	851585	KQM	52	00	53	8	2	6	5	.1	390	3.3	1	2.00	15	3.20	3.4	600	70	.1	1	1.0	.2	980	<1	10.0	1			
1151	851586	KQM	52	00	44	10	2	9	5	.1	405	3.7	1	1.80	23	3.80	2.8	600	43	.1	1	.5	.4	940	<1	10.0	1			
1151	851587	KQM	52	00	48	7	2	5	6	.1	375	2.5	1	2.30	9	3.60	2.4	640	83	.1	1	.5	.2	880	<1	10.0	1			
1151	851588	KQM	52	00	39	5	2	4	5	.1	260	1.7	1	1.50	9	4.00	2.6	560	45	.1	1	.5	.1	900	<1	10.0	1			
1151	851589	KQM	52	00	37	10	2	9	5	.1	185	2.5	1	1.30	14	3.80	2.3	520	35	.1	1	5.0	.3	860	1	10.0	1			
1151	851590	KQM	52	00	38	5	1	5	5	.1	260	3.3	1	1.50	9	4.00	2.6	680	40	.1	1	3.0	.1	860	<1	10.0	1			
1151	851591	KQM	52	00	62	6	1	9	8	.1	525	4.1	1	2.20	9	5.20	3.2	920	50	.1	1	3.0	.2	1120	36	147	10.0	1	10.0	1
1151	851592	KQM	52	00	48	7	3	6	6	.1	545	6.2	1	1.80	36	6.20	1.6	500	40	.1	1	2.0	.2	980	<1	10.0	1			
1151	851593	KQM	52	00	43	9	8	5	5	.1	390	13.3	1	1.40	27	4.20	2.4	680	40	.1	1	.5	.5	880	<1	10.0	1			
1151	851594	KQM	52	00	43	9	5	8	4	.1	250	2.9	1	1.40	36	4.40	2.2	640	38	.1	1	1.0	.4	960	2	10.0	1			
1151	851595	KQM	52	00	42	15	3	14	5	.1	310	4.6	1	1.70	47	6.00	2.8	520	43	.1	1	1.0	.4	960	1	10.0	1			
1151	851596	CPSN	35	00																				<4	2.5	4				
1151	851598	KY	52	00	80	16	23	12	6	.1	340	10.4	1	1.50	41	5.40	2.9	360	238	.2	1	1.0	2.2	960	5	10.0	1			
1151	851599	KQM	52	00	39	15	3	12	5	.1	275	4.1	1	1.40	56	6.00	3.2	360	38	.1	1	2.0	.5	1120	<1	10.0	1			
1151	851600	KY	52	00	41	13	2	12	6	.1	325	3.7	1	1.50	90	5.60	4.3	400	43	.1	1	2.0	.6	1060	17	<1	10.0	1	10.0	1
1151	851602	KQM	52	00	45	11	8	10	5	.1	310	16.6	1	1.50	36	2.80	1.8	360	45	.1	6	.5	3.4	920	112	13	10.0	1	10.0	1
1151	851603	KQM	52	10	41	8	1	5	4	.1	305	4.1	1	1.60	27	4.60	2.6	520	43	.1	1	2.0	.3	1000	<1	10.0	1			
1151	851604	KQM	52	20	37	5	1	5	5	.1	255	3.7	1	1.40	18	3.00	1.9	440	38	.1	1	.5	.3	1000	<1	10.0	1			
1151	851605	PGDN	09	00	37	10	1	10	5	.1	300	2.5	1	1.60	23	3.20	3.3	290	35	.1	1	1.0	.2	820	40	<1	10.0	1	10.0	1
1151	851606	CPSN	35	00	57	16	9	12	7	.1	335	19.9	1	2.20	32	4.20	3.2	360	50	.1	1	.5	1.8	880	3	10.0	1			
1151	851607	CPSN	35	00	42	27	5	6	5	.1	220	22.4	1	1.80	27	3.80	3.7	330	43	.1	3	4.0	1.4	960	12	4	10.0	1	7.5	1
1151	851608	OMCV	60	00	29	5	1	5	3	.1	120	1.2	1	.90	27	3.60	1.5	220	20	.1	1	2.0	.1	960	2	10.0	1			
1151	851609	KQM	52	00	33	10	1	7	7	.1	440	10.0	1	3.70	77	17.0	3.9	360	48	.1	1	3.0	.2	800	<1	10.0	1			
1151	851610	KQM	52	00	32	5	1	4	3	.1	125	1.7	1	1.30	18	2.80	2.0	300	30	.1	1	.5	.2	900	<1	10.0	1			
1151	851611	KQM	52	00	32	8	1	5	4	.1	220	1.7	1	1.20	27	3.80	1.7	230	25	.1	1	4.0	.2	900	<1	10.0	1			



REGIONAL STREAM SEDIMENT AND WATER GEOCHEMICAL RECONNAISSANCE DATA, YUKON 1985, GSC-OF 1220, NGR 85-1985, NTS 1151

MAP	ID	ROCK TYPE	A G RP E ST	ANALYTES																	AU		D						
				ZN	CU	PB	NI	CO	AG	MN	AS	MO	FE	HG	LOI	U	F	V	CD	W	SN	SB	BA	AU	AU-R	WT1	WT2	L	L
1151	851668	MGDN	41 20	36	12	1	9	6	.1	375	2.8	1	1.30	35	4.00	4.3	320	30	.2	1	.5	.3	1100	<1		10.0	1		
1151	851669	MGDN	41 00	38	7	1	8	5	.1	280	1.7	1	1.10	26	5.20	5.2	340	25	.1	2	.5	.2	1180	<1		10.0	1		
1151	851670	TV	42 00	40	10	4	10	6	.1	225	2.8	1	1.40	26	3.00	3.4	380	40	.1	4	.5	.5	1200	26	101	10.0	1	10.0	1
1151	851671	MGDN	41 00	55	16	2	11	7	.1	2000	1.7	1	1.50	57	9.80	15.8	460	33	.1	1	.5	.3	1200	<1		10.0	1		
1151	851672	MGDN	41 00	40	10	2	10	6	.1	235	2.2	1	1.30	26	4.60	3.3	320	33	.1	1	.5	.3	1080	<1		10.0	1		
1151	851674	MGDN	41 00	33	10	1	10	5	.2	200	2.2	1	1.10	17	2.20	3.4	270	30	.1	1	.5	.3	1260	<1		10.0	1		
1151	851675	TV	42 00	43	15	2	12	7	.2	480	3.9	1	1.50	44	8.60	3.6	290	40	.1	1	.5	.4	1000	27	2	10.0	1	10.0	1
1151	851676	KQM	52 00	37	14	2	10	7	.1	265	3.3	1	1.30	26	5.20	3.7	290	33	.1	1	.5	.4	1020	<1		10.0	1		
1151	851677	TV	42 00	35	12	2	10	6	.1	305	2.8	1	1.20	39	4.20	3.2	270	30	.1	1	.5	.3	980	1		10.0	1		
1151	851678	KQM	52 00	49	19	2	12	9	.1	1950	4.4	1	1.70	57	11.2	2.2	310	40	.1	1	.5	.3	940	1		10.0	1		
1151	851679	KQM	52 00	47	16	1	10	10	.1	3000	6.6	1	2.10	52	11.8	2.4	230	45	.1	1	.5	.3	960	<1		10.0	1		
1151	851680	KQM	52 00	43	13	3	10	7	.1	360	3.3	1	1.30	35	7.20	4.2	260	33	.1	1	.5	.3	1100	13	<1	10.0	1	10.0	1
1151	851682	KQM	52 00	47	20	1	18	12	.1	2900	15.4	1	3.80	78	16.8	3.1	260	60	.1	1	.5	.4	1020	1		10.0	1		
1151	851683	KQM	52 00	30	27	1	10	7	.1	455	3.3	1	1.30	76	23.0	3.0	280	35	.1	1	2.0	.4	860	1		10.0	1		
1151	851684	KQM	52 00	32	9	1	8	6	.1	335	2.8	1	1.30	35	6.80	1.8	240	30	.1	1	.5	.2	980	<1		10.0	1		
1151	851685	KQM	52 00	28	9	1	8	6	.1	285	2.8	1	1.10	26	6.00	1.6	200	28	.1	1	.5	.2	940	<1		10.0	1		
1151	851686	KQM	52 00	47	17	1	14	8	.1	5950	3.3	1	1.40	61	12.0	1.9	310	33	.1	1	2.0	.2	1200	<1		10.0	1		
1151	851687	KQM	52 00	29	12	1	11	9	.1	345	3.9	1	1.80	35	7.60	1.8	310	48	.1	1	1.0	.4	880	1		10.0	1		
1151	851688	KQM	52 00	24	9	1	9	6	.1	185	2.2	1	1.30	27	5.20	2.5	320	35	.1	1	.5	.3	860	<1		10.0	1		
1151	851689	KQM	52 10	36	8	1	7	6	.1	185	1.7	1	1.20	30	4.00	3.1	360	35	.1	1	.5	.2	900	3		10.0	1		
1151	851690	KQM	52 20	35	9	1	7	6	.1	230	1.7	1	1.30	35	6.40	3.6	360	35	.1	1	.5	.2	920	5		10.0	1		
1151	851691	KQM	52 00	30	10	1	6	7	.1	745	2.2	1	1.30	35	8.00	3.5	400	35	.1	1	1.0	.2	1020	5		10.0	1		
1151	851692	OMCV	60 00	43	13	1	10	7	.1	680	2.2	1	1.30	44	9.00	2.9	360	35	.1	1	1.0	.3	1000	3		10.0	1		
1151	851693	OMCV	60 00	51	19	2	10	8	.1	190	2.2	1	1.40	61	10.6	1.8	380	38	.1	1	1.0	.4	860	<1		10.0	1		
1151	851694	OMCV	60 00	78	19	7	11	11	.1	710	7.2	1	2.30	122	18.8	3.4	420	50	.1	1	1.0	.5	820	<1		10.0	1		
1151	851695	OMCV	60 00	70	15	1	8	16	.2	1700	14.3	1	5.20	96	25.6	2.6	320	65	.1	1	2.0	.4	920	<1		10.0	1		
1151	851696	KQM	52 00	37	15	1	9	9	.1	950	5.0	1	2.00	61	11.8	2.9	380	35	.1	1	1.0	.3	960	3		10.0	1		
1151	851697	KQM	52 00	30	5	1	5	5	.1	160	1.1	1	1.00	17	3.40	2.5	540	25	.1	1	.5	.1	1000	<1		10.0	1		
1151	851698	KQM	52 00	38	10	4	9	7	.1	260	5.5	1	1.40	17	3.80	3.2	480	35	.1	1	.5	.4	980	<1		10.0	1		
1151	851700	KQM	52 00	35	8	2	6	6	.1	260	3.3	1	1.20	26	4.60	2.7	400	23	.1	2	.5	.2	1020	1		10.0	1		
1151	851702	KQM	52 00	38	6	4	5	6	.1	300	3.3	1	1.20	26	3.00	4.1	440	28	.1	1	.5	.4	960	<1		10.0	1		
1151	851703	KQM	52 10	53	16	4	13	10	.1	450	16.5	1	1.90	44	5.40	2.9	440	40	.1	1	.5	.5	920	<1		10.0	1		
1151	851704	KQM	52 20	47	13	2	11	9	.1	375	11.0	1	1.70	39	4.40	3.0	440	35	.1	1	.5	.5	980	<1		10.0	1		
1151	851705	KQM	52 00	72	18	3	9	8	.1	470	5.0	1	1.90	70	11.6	3.5	440	45	.1	1	1.0	1.6	800	<1		10.0	1		
1151	851706	KQM	52 00	48	13	3	9	8	.1	445	7.2	1	1.60	52	6.20	4.1	440	40	.1	1	.5	.5	940	1		10.0	1		
1151	851707	KQM	52 00	38	7	1	4	7	.1	265	3.3	1	1.90	57	2.80	4.3	380	60	.1	1	.5	1.2	960	<1		10.0	1		
1151	851708	KQM	52 00	36	13	1	9	8	.1	555	3.3	1	1.50	35	6.40	3.8	560	33	.1	1	1.0	.3	1040	18	1	10.0	1	10.0	1
1151	851709	KQM	52 00	48	15	3	12	9	.1	445	8.8	1	1.80	70	6.60	3.7	600	40	.1	1	1.0	.4	980	<1		10.0	1		
1151	851710	KQM	52 00	36	12	3	8	6	.1	300	5.0	1	1.20	70	10.6	4.2	420	40	.1	1	1.0	.4	960	<1		10.0	1		
1151	851711	KQM	52 00	33	7	2	4	6	.1	255	1.7	1	1.40	44	3.00	4.9	420	33	.1	1	.5	.5	960	<1		10.0	1		
1151	851712	KQM	52 00	45	15	4	8	10	.1	460	2.2	1	2.10	340	8.00	4.3	440	45	.1	1	.5	.7	940	2		10.0	1		
1151	851714	KQM	52 00	38	10	1	8	7	.1	600	3.3	1	1.30	35	5.80	4.2	480	30	.1	1	.5	.2	980	1		10.0	1		
1151	851715	KQM	52 00	47	13	4	8	9	.1	530	2.2	1	1.70	96	9.40	4.2	480	40	.1	1	.5	.4	900	6		10.0	1		
1151	851716	KQM	52 00	36	9	1	7	7	.1	385	2.8	1	1.70	96	5.00	3.7	560	50	.1	4	.5	.5	940	23	5	10.0	1	10.0	1
1151	851717	KQM	52 00	45	9	3	3	8	.1	385	4.4	2	1.80	174	4.40	5.2	540	38	.1	2	.5	1.1	1140	<1		10.0	1		
1151	851718	KQM	52 00	39	12	1	9	6	.1	645	3.3	2	1.40	44	6.20	3.7	520	30	.1	1	4.0	.2	1000	<1		10.0	1		
1151	851719	KQM	52 00	58	12	5	4	7	.1	470	3.3	2	2.20	35	5.40	7.2	620	48	.1	2	.5	1.4	1060	<1		10.0	1		
1151	851720	KQM	52 00	55	16	4	28	13	.1	490	5.0	2	2.20	26	5.40	4.8	460	60	.1	2	.5	.8	1080	<1		10.0	1		
1151	851722	KQM	52 00	45	10	2	7	7	.1	435	2.8	2	1.90	48	3.80	6.0	280	45	.1	2	1.0	.4	980	<1		10.0	1		
1151	851723	KQM	52 00	49	18	5	8	8	.1	435	5.0	2	1.80	50	9.40	4.0	40	38	.2	1	1.0	.4	1000	<1		10.0	1		





REGIONAL STREAM SEDIMENT AND WATER GEOCHEMICAL RECONNAISSANCE DATA, YUKON 1985, GSC-OF 1220, NGR 85-1985, NTS 1151

MAP	ID	ROCK TYPE	A		ZN	CU	PB	NI	CO	AG	MN	AS	MO	FE	HG	LOI	U	F	V	CD	W	SN	SB	BA	AU	AU-R	WT1	AU L 1	AU WT2	D L 1	D L 2
			G	RP																											
1151	851834	KY	52	00	52	18	2	23	10	.1	620	8.0	1	1.90	44	8.60	4.1	440	45	.2	1	.5	1.2	1180	<1	10.0	1				
1151	851835	KQM	52	00	42	14	5	12	6	.1	240	3.5	3	1.60	740	4.20	3.1	360	45	.2	2	.5	.6	1180	2	10.0	1				
1151	851836	EMN	59	00	45	15	3	14	7	.1	305	3.0	1	1.50	41	5.60	3.5	320	35	.1	1	1.0	.4	1180	<1	10.0	1				
1151	851838	KQM	52	00	32	12	1	5	5	.2	255	3.5	1	1.40	52	2.40	4.1	270	40	.2	1	.5	.1	820	1	10.0	1				
1151	851839	KQM	52	00	52	12	2	6	6	.2	575	7.0	1	1.80	56	6.20	2.4	260	30	.2	1	1.0	.4	960	1	10.0	1				
1151	851840	KQM	52	00	52	11	2	5	6	.2	245	4.5	1	1.00	41	6.40	1.8	300	23	.1	1	1.0	.4	960	<1	10.0	1				
1151	851842	KQM	52	00	28	10	1	5	5	.1	285	6.0	1	1.50	30	3.60	3.6	290	30	.2	1	.5	.2	900	<1	10.0	1				
1151	851843	KQM	52	00	35	11	3	4	5	.1	220	3.0	2	1.40	30	2.40	3.7	540	40	.1	1	.5	.9	800	5	10.0	1				
1151	851844	KQM	52	00	43	21	5	7	5	.2	255	5.0	3	1.30	48	4.20	3.6	380	33	.2	1	.5	.9	880	8	10.0	1				
1151	851845	KQM	52	10	23	9	1	4	3	.1	135	3.5	1	1.20	11	2.00	4.8	220	45	.2	1	.5	.4	900	<1	10.0	1				
1151	851846	KQM	52	20	26	9	1	3	3	.1	140	3.5	1	1.20	11	2.40	4.0	220	40	.1	1	.5	.4	820	<1	10.0	1				
1151	851847	KQM	52	00	52	11	10	4	4	.2	165	21.0	1	1.00	15	2.20	4.0	280	25	.6	2	1.0	.9	900	7	10.0	1				
1151	851848	HCSN	08	00	77	9	8	7	5	.2	550	92.5	1	1.80	19	1.60	4.4	280	50	.6	1	.5	3.0	700	24	22	10.0	1	10.0	1	
1151	851849	HCSN	08	00	28	7	1	4	4	.2	260	5.5	1	1.20	11	2.20	2.6	240	30	.2	1	.5	.2	900	<1	10.0	1				
1151	851850	HCSN	08	00	42	16	1	15	10	.2	370	4.5	1	2.10	33	6.20	3.5	390	53	.1	1	1.0	.9	1120	<1	10.0	1				
1151	851851	HCSN	08	00	110	21	1	13	11	.1	2850	21.0	2	3.50	74	14.2	2.7	370	65	.4	1	1.0	.8	940	<1	10.0	1				
1151	851852	PM	09	00	24	10	1	4	3	.1	205	6.5	1	1.20	22	4.00	1.4	340	25	.1	1	.5	.3	840	<1	10.0	1				
1151	851853	KQM	52	00	19	7	1	3	3	.1	115	3.0	1	.90	15	1.60	2.1	370	20	.1	1	.5	.1	920	<1	10.0	1				
1151	851854	PM	09	00	45	15	1	7	6	.1	300	9.0	1	2.10	30	7.60	2.0	350	43	.1	1	.5	.2	800	<1	10.0	1				
1151	851855	PM	09	00	24	6	1	5	4	.2	180	2.5	1	1.20	15	1.20	5.1	280	35	.1	1	.5	.1	780	<1	10.0	1				
1151	851856	PM	09	00	37	9	2	7	4	.1	260	6.5	1	1.50	30	4.40	3.4	330	35	.2	1	.5	.2	900	<1	10.0	1				
1151	851857	PM	09	00	35	10	1	5	4	.1	190	2.5	1	1.10	22	2.60	2.3	320	25	.1	1	1.0	.1	820	<1	10.0	1				
1151	851858	PM	09	00	25	6	1	5	4	.1	115	5.0	1	.90	15	.80	2.0	210	23	.1	1	.5	.5	860	<1	10.0	1				
1151	851860	PM	09	00	33	10	1	6	4	.1	225	7.0	1	1.30	30	2.80	2.9	340	30	.4	1	.5	.3	880	<1	10.0	1				
1151	851862	PM	09	10	24	5	1	4	3	.1	165	4.0	1	.80	7	1.20	3.8	260	20	.2	1	.5	.2	880	<1	10.0	1				
1151	851863	PM	09	20	25	5	2	4	2	.1	180	25.0	1	.80	11	.50	2.2	300	23	.1	1	.5	.3	880	<1	10.0	1				
1151	851864	PM	09	00	50	12	1	5	16	.2	2550	3.5	2	5.90	74	15.8	1.7	270	45	.1	1	.5	.4	800	<1	10.0	1				
1151	851865	PM	09	00	33	7	1	4	4	.1	190	3.5	1	.80	19	2.80	1.6	310	18	.1	1	1.0	.2	920	<1	10.0	1				
1151	851866	PM	09	00	21	12	1	4	3	.1	135	5.0	1	.70	22	2.20	1.5	320	20	.2	1	1.0	.8	900	<1	10.0	1				
1151	851867	KQM	52	00	32	10	4	5	3	.1	210	9.0	1	1.00	22	2.80	2.4	270	25	.2	1	.5	.4	860	<1	10.0	1				
1151	851868	KQM	52	00	25	6	3	4	3	.1	155	3.0	1	1.10	26	2.00	4.8	340	33	.2	1	.5	.2	880	<1	10.0	1				
1151	851869	KQM	52	00	28	6	1	4	3	.1	140	2.5	1	.60	22	2.60	2.1	330	18	.1	1	.5	.2	920	2	10.0	1				
1151	851870	KQM	52	00	40	11	3	4	3	.1	160	8.0	1	.90	37	4.00	2.7	320	25	.4	1	.5	.1	800	<1	10.0	1				
1151	851871	KQM	52	00	85	36	20	5	8	.1	785	25.0	3	2.00	41	5.80	3.4	400	40	.8	1	.5	.3	960	21	10	10.0	1	10.0	1	
1151	851872	EMN	59	00	70	10	9	4	4	.1	475	8.0	1	.80	26	3.20	2.9	320	20	1.0	1	.5	1.6	960	5	10.0	1				
1151	851873	EMN	59	00	35	13	6	4	2	.1	85	7.0	2	.37	26	2.20	2.8	320	18	.4	1	.5	.4	960	2	10.0	1				
1151	851875	EMN	59	00	38	9	5	5	4	.1	240	9.0	1	.11	30	2.60	2.9	250	28	.4	1	.5	.8	820	2	10.0	1				
1151	851876	EMN	59	00	45	12	12	4	3	.1	315	29.0	1	.90	30	2.00	2.7	290	20	.4	1	.5	1.1	880	3	10.0	1				
1151	851877	EMN	59	00	62	25	21	3	5	.1	155	23.0	1	1.20	22	1.60	4.5	320	30	.8	2	.5	1.3	900	10	8	10.0	1	10.0	1	
1151	851878	EMN	59	00	39	5	6	4	2	.2	100	8.5	1	.70	33	2.00	2.6	240	20	.1	1	.5	.8	860	3	10.0	1				
1151	851879	EMN	59	00	57	13	25	4	3	.2	215	23.0	2	1.00	37	2.80	2.4	340	23	.4	1	1.0	1.1	820	7	10.0	1				
1151	851880	HCSN	08	00	27	7	5	6	3	.1	235	11.0	2	1.20	19	1.40	4.1	270	35	.1	2	.5	1.0	880	75	<1	10.0	1	10.0	1	
1151	851882	KQM	52	10	31	6	4	4	3	.1	110	7.0	1	.70	26	2.00	2.5	280	18	.1	1	.5	.7	900	3	10.0	1				
1151	851883	KQM	52	20	35	7	5	4	3	.1	130	9.0	1	.80	22	2.20	2.7	270	15	.1	3	1.0	.7	1000	2	10.0	1				
1151	851884	HCSN	08	00	23	8	1	4	3	.1	160	4.5	1	1.00	12	.60	2.9	280	25	.1	1	.5	.4	840	<1	10.0	1				
1151	851885	HCSN	08	00	20	5	1	3	3	.1	110	3.0	1	.80	12	1.20	3.1	240	20	.1	1	.5	.2	820	<1	10.0	1				
1151	851886	KQM	52	00	31	5	1	4	3	.1	130	1.5	1	.80	19	2.80	2.3	230	20	.1	1	1.0	.2	880	<1	10.0	1				
1151	851887	HCSN	08	00	21	7	1	3	2	.1	105	3.0	1	.70	16	2.40	1.9	340	20	.1	1	.5	.2	840	<1	10.0	1				
1151	851888	HCSN	08	00	31	7	2	3	4	.1	220	2.5	1	1.20	19	2.80	4.2	280	28	.1	1	.5	.2	700	<1	10.0	1				
1151	851889	HCSN	08	00	36	10	8	4	3	.2	225	11.0	1	1.00	31	2.80	3.6	270	23	.2	1	2.0	.7	820	4	10.0	1				

REGIONAL STREAM SEDIMENT AND WATER GEOCHEMICAL RECONNAISSANCE DATA, YUKON 1985, GSC-OF 1220, NGR 85-1985, NTS 1151

MAP	ID	ROCK TYPE	A G RP E ST																			D L		D L					
				ZN	CU	PB	NI	CO	AG	MN	AS	MO	FE	HG	LOI	U	F	V	CD	W	SN	SB	BA	AU	AU-R	WT1	WT2		
1151	851890	HCSN	08 00	65	19	3	12	9	.1	590	7.0	1	2.60	43	10.2	3.0	400	43	.2	1	2.0	.4	740	2	10.0	1			
1151	851891	HCSN	08 00	37	14	3	5	4	.1	285	6.0	1	1.30	25	3.40	2.6	340	28	.1	1	1.0	.4	860	<1	10.0	1			
1151	851892	HCSN	08 00	33	8	2	5	4	.2	235	2.5	1	1.30	19	1.80	3.0	320	23	.1	1	1.0	.2	720	<1	10.0	1			
1151	851893	HCSN	08 00	38	10	1	4	4	.1	165	5.0	1	1.10	22	3.00	2.2	280	23	.2	1	1.0	.4	780	<1	10.0	1			
1151	851894	HCSN	08 00	92	26	10	8	6	.1	230	7.5	1	1.90	62	9.40	5.6	360	40	.8	1	.5	.7	760	2	10.0	1			
1151	851895	HCSN	08 00	28	6	3	4	3	.1	170	7.0	1	1.00	47	2.40	3.8	310	23	.1	1	.5	.4	660	2	10.0	1			
1151	851897	HCSN	08 00	53	15	5	7	6	.2	485	15.0	1	2.00	43	6.20	3.9	320	35	.2	1	.5	.7	720	3	10.0	1			
1151	851898	HCSN	08 00	24	7	1	6	3	.1	120	3.0	1	.80	37	2.20	3.7	310	15	.1	1	.5	.3	820	<1	10.0	1			
1151	851899	HCSN	08 00	37	10	3	21	4	.1	170	15.0	1	1.10	31	3.60	3.3	300	20	.2	2	2.0	.9	740	<1	10.0	1			
1151	851900	HCSN	08 00	45	11	4	8	5	.1	275	8.0	1	1.50	34	3.60	4.0	260	28	.2	1	6.0	.6	700	2	10.0	1			
1151	851902	HCSN	08 00	54	12	7	10	6	.2	280	11.0	1	1.60	37	4.80	3.5	320	23	.2	2	1.0	.9	740	4	10.0	1			
1151	851903	HCSN	08 00	37	9	2	8	5	.1	180	7.0	1	1.20	25	3.20	2.3	270	25	.2	1	2.0	.5	880	<1	10.0	1			
1151	851905	HCSN	08 00	40	9	3	7	4	.2	480	9.0	1	1.10	37	4.00	2.8	230	23	.2	1	1.0	.6	860	3	10.0	1			
1151	851906	HCSN	08 00	37	11	1	9	5	.2	155	2.0	2	1.10	31	5.20	3.4	310	25	.2	1	3.0	.3	920	<1	10.0	1			
1151	851907	HCSN	08 00	24	9	1	6	4	.1	110	6.0	1	.64	22	2.40	3.8	260	15	.1	1	6.0	.7	740	<1	10.0	1			
1151	851908	HCSN	08 00	21	9	2	6	3	.1	135	5.0	1	.90	19	2.80	5.6	270	23	.1	1	2.0	.6	780	<1	10.0	1			
1151	851909	HCSN	08 00	35	12	1	6	3	.1	105	5.0	1	.90	28	4.80	1.8	290	25	.2	1	6.0	.6	720	1	10.0	1			
1151	851910	HCSN	08 10	39	10	1	10	5	.1	300	9.0	1	1.60	31	2.40	3.4	360	38	.1	1	5.0	.7	700	<2	5.0	2			
1151	851911	HCSN	08 20	35	7	1	9	4	.1	265	9.0	1	1.20	18	3.00	3.2	400	23	.1	1	1.0	.5	680	<1	10.0	1			
1151	851912	OMCV	60 00	38	12	1	11	5	.1	190	2.0	2	1.50	37	8.40	1.7	480	40	.1	1	.5	.1	820	<1	10.0	1			
1151	851913	OMCV	60 00	39	15	2	32	7	.1	300	4.5	1	1.70	37	4.20	1.6	420	35	.2	1	.5	.2	960	<1	10.0	1			
1151	851914	OMCV	60 00	50	21	2	16	11	.1	685	6.0	1	2.40	81	13.2	2.0	500	50	.4	1	.5	.4	900	1	10.0	1			
1151	851915	OMCV	60 00	29	15	1	11	6	.1	230	1.5	1	1.20	62	6.00	1.9	520	40	.1	1	.5	.2	980	2	10.0	1			
1151	851916	OMCV	60 00	36	13	2	23	7	.1	330	4.5	1	1.60	43	4.60	1.7	400	35	.1	1	.5	.2	1000	1	10.0	1			
1151	851917	MQM	41 00	30	12	2	8	5	.1	325	3.0	1	1.30	31	5.40	1.7	440	30	.1	1	.5	.2	1080	<1	10.0	1			
1151	851918	MQM	41 00	27	10	2	8	5	.1	200	3.0	1	1.20	28	2.40	1.6	420	33	.1	1	.5	.2	980	<1	10.0	1			
1151	851919	MQM	41 00	26	11	2	8	5	.1	280	3.0	1	1.10	31	2.00	1.5	390	30	.1	1	.5	.2	1040	<1	10.0	1			
1151	851920	OMCV	60 00	32	17	3	10	6	.1	370	5.5	1	1.50	40	1.80	1.5	360	38	.1	1	.5	.3	1020	<1	10.0	1			
1151	851922	OMCV	60 00	43	21	4	11	7	.2	395	6.5	1	2.00	43	6.00	2.4	440	48	.1	1	.5	.4	960	3	10.0	1			
1151	851923	OMCV	60 10	32	13	1	32	7	.1	250	4.0	1	1.50	37	6.60	1.6	360	33	.1	1	.5	.2	1040	<1	10.0	1			
1151	851924	OMCV	60 20	32	13	2	28	7	.2	225	4.5	1	1.60	43	5.60	1.5	360	35	.1	1	.5	.2	980	1	10.0	1			
1151	851925	MQM	41 00	29	14	1	8	5	.1	190	3.0	1	1.30	37	4.40	2.3	440	35	.1	1	.5	.2	1040	1	10.0	1			
1151	851926	MQM	41 00	32	10	1	9	4	.1	190	2.0	1	1.10	31	4.00	1.6	370	35	.1	1	.5	.2	1020	<1	10.0	1			
1151	851927	MQM	41 00	27	10	1	8	4	.1	915	5.5	1	1.10	28	5.80	1.1	440	28	.1	1	.5	.1	1080	<1	10.0	1			
1151	851928	OMCV	60 00	31	9	2	22	7	.1	235	2.0	1	1.40	19	3.20	1.3	380	40	.1	1	.5	.1	1060	<1	10.0	1			
1151	851929	OMCV	60 00	32	10	1	20	6	.1	230	2.0	1	1.30	25	3.80	1.5	210	35	.1	1	.5	.1	1160	<1	10.0	1			
1151	851930	OMCV	60 00	33	11	4	12	5	.1	230	6.0	1	1.20	34	5.40	2.8	200	30	.2	1	.5	.4	960	1	10.0	1			
1151	851931	OMCV	60 00	60	18	3	23	9	.1	695	5.5	1	2.20	53	10.2	2.2	310	60	.4	1	.5	.4	1000	2	10.0	1			
1151	851932	OMCV	60 00	30	9	1	22	7	.1	175	3.0	1	1.30	37	4.00	2.0	200	30	.2	1	.5	.2	1040	<1	10.0	1			
1151	851933	OMCV	60 00	42	15	1	12	6	.2	190	2.0	1	1.40	43	8.20	2.4	290	40	.2	1	.5	.2	1080	<1	10.0	1			
1151	851934	OMCV	60 00	29	8	1	10	4	.1	145	7.5	1	1.10	25	3.20	1.7	210	33	.1	1	.5	.2	940	1	10.0	1			
1151	851935	OMCV	60 00	37	13	1	52	10	.1	275	13.0	1	1.60	19	6.40	1.4	260	35	.1	1	.5	.2	1100	4	10.0	1			
1151	851937	OMCV	60 00	34	12	1	57	10	.2	215	7.5	1	1.60	19	5.60	1.6	280	23	.1	1	.5	.1	1040	<1	10.0	1			
1151	851938	OMCV	60 00	36	13	1	60	10	.1	215	5.0	1	1.80	23	4.80	1.4	310	40	.1	1	.5	.2	1120	<1	10.0	1			
1151	851939	OMCV	60 00	42	14	1	53	11	.1	545	9.0	1	1.70	64	9.60	2.3	380	38	.1	1	.5	.2	1020	<1	10.0	1			
1151	851940	OMCV	60 00	55	36	1	220	21	.1	395	10.5	1	3.30	55	18.8	2.1	400	55	.2	1	.5	.2	1000	<1	10.0	1			
1151	851943	OMCV	60 00	39	11	1	69	10	.1	220	3.5	2	1.70	23	3.60	1.4	380	35	.1	1	.5	.2	1140	<1	10.0	1			
1151	851944	OMCV	60 00	39	9	2	16	5	.1	225	2.5	1	1.30	32	4.80	2.9	360	38	.1	1	.5	.2	1020	<1	10.0	1			
1151	851945	OMCV	60 00	36	9	2	12	5	.1	225	2.0	1	1.30	32	3.20	2.4	360	38	.2	1	.5	.2	1060	<1	10.0	1			
1151	851946	OMCV	60 10	39	14	2	22	8	.1	445	6.0	1	1.80	18	2.60	1.8	340	45	.2	1	.5	.4	1060	<1	<1	10.0	1	10.0	1

REGIONAL STREAM SEDIMENT AND WATER GEOCHEMICAL RECONNAISSANCE DATA, YUKON 1985, GSC-OF 1220, NGR 85-1985, NTS 1151

MAP	ID	ROCK TYPE	A G RP E ST																				D						
				ZN	CU	PB	NI	CO	AG	MN	AS	MO	FE	HG	LOI	U	F	V	CD	W	SN	SB	BA	AU	AU-R	WT1	L	AU	L
115I	851947	OMCV	60 20	40	15	2	26	8	.1	455	5.0	1	1.90	23	2.80	2.0	480	40	.2	1	.5	.4	1140	<1	<1	10.0	1	10.0	1
115I	851948	MQM	41 00	44	11	1	5	4	.1	220	1.5	1	1.30	55	6.20	2.6	560	33	.4	1	.5	.2	940	343	10.0	1			
115I	851949	MQM	41 00	59	29	1	7	6	.1	390	3.5	2	2.10	68	12.2	3.0	640	48	.4	1	.5	.2	800	<1	10.0	1			
115I	851950	MQM	41 00	92	14	1	7	8	.1	2150	6.5	1	3.00	91	12.2	2.8	640	43	.4	1	.5	.4	840	<2	5.0	2			
115I	851951	MQM	41 00	52	10	2	6	7	.2	490	4.5	1	2.10	68	9.20	2.6	680	45	.1	1	.5	.2	880	3	10.0	1			
115I	851952	HCSN	08 00	55	8	1	4	6	.1	2150	2.0	1	1.80	23	5.80	2.4	720	43	.2	1	.5	.1	880	<1	7.5	1			
115I	851953	HCSN	08 00	25	6	1	2	3	.1	185	1.5	1	1.40	9	2.00	3.5	600	40	.1	1	.5	.5	980	<1	10.0	1			
115I	851954	HCSN	08 00	20	7	1	3	2	.1	120	1.0	1	1.00	14	2.40	2.7	540	30	.1	1	.5	.1	1020	23	<1	10.0	1	10.0	1
115I	851955	HCSN	08 00	40	9	1	4	5	.1	410	3.0	1	1.70	46		2.3		30	.4		.5	.1		<3	3.0	3			
115I	851956	HCSN	08 00	34	6	1	4	4	.1	335	2.5	1	1.40	27	2.80	2.8	330	30	.2	1	.5	.2	900	<1	10.0	1			
115I	851957	HCSN	08 00	22	6	1	4	3	.1	260	4.5	1	1.50	18	.80	4.3	270	38	.2	1	.5	.4	840	<1	10.0	1			
115I	851958	HCSN	08 00	23	9	1	5	3	.2	150	3.5	1	1.10	27	2.60	2.7	330	33	.1	1	.5	.3	920	33	4	10.0	1	10.0	1
115I	851959	HCSN	08 00	41	17	1	11	5	.1	370	6.5	1	1.70	82	9.00	2.4	360	35	.1	1	.5	.3	860	<1	10.0	1			
115I	851960	HCSN	08 00	40	9	1	7	5	.1	280	3.0	2	1.80	14	3.00	3.3	440	48	.1	1	.5	.2	800	87	<4	10.0	1	2.5	4
115I	851962	HCSN	08 00	25	8	1	4	4	.1	230	2.5	1	1.80	36	2.80	3.7	340	48	.2	1	.5	.3	880	<1	10.0	1			
115I	851963	HCSN	08 00	70	13	1	8	7	.1	645	3.5	1	2.00	91	8.80	5.1	470	40	.4	1	2.0	.2	880	<1	10.0	1			
115I	851964	HCSN	08 00	47	12	2	6	7	.2	800	3.5	1	2.10	46	8.20	2.9	390	45	.1	1	.5	.2	840	<1	10.0	1			
115I	851965	HCSN	08 00	47	18	3	17	10	.1	730	7.0	1	2.10	46	6.20	2.3	360	50	.1	1	.5	.5	980	<1	10.0	1			
115I	851966	HCSN	08 10	32	7	1	5	5	.1	370	2.5	1	1.60	23	4.20	2.3	320	38	.1	1	.5	.3	920	<1	10.0	1			
115I	851967	HCSN	08 20	32	7	2	4	5	.1	360	2.0	1	1.60	28	3.60	2.6	300	35	.1	1	.5	.2	960	5	10.0	1			
115I	851968	HCSN	08 00	54	16	2	22	9	.1	885	5.5	1	2.30	73	9.60	3.1	420	48	.1	1	1.0	.4	1040	2	10.0	1			
115I	851969	OMCV	60 00	32	12	2	36	8	.2	250	5.5	1	1.60	36	2.80	1.6	380	35	.1	1	.5	.3	1080	<1	10.0	1			
115I	851970	OMCV	60 00	37	14	1	21	8	.1	235	1.0	1	1.60	36	3.80	1.9	400	40	.1	1	.5	.2	1200	<1	10.0	1			
115I	851971	OMCV	60 00	57	33	2	33	13	.2	640	2.0	1	2.40	82	19.6	3.0	510	65	.1	1	1.0	.2	760	<1	10.0	1			
115I	851973	OMCV	60 00	37	15	1	25	8	.2	445	4.0	2	1.70	59	6.40	1.9	350	40	.1	1	.5	.2	1060	<1	10.0	1			
115I	851974	OMCV	60 00	55	23	1	62	17	.2	380	2.5	1	2.90	46	8.40	1.9	400	65	.1	1	2.0	.9	1520	<1	10.0	1			
115I	851975	OMCV	60 00	52	14	5	7	6	.2	360	4.5	2	1.80	469	10.4	4.2	370	40	.2	1	.5	.5	900	1	10.0	1			
115I	851976	OMCV	60 00	60	21	1	110	19	.1	350	.5	1	3.00	445	8.00	1.5	460	65	.1	1	.5	.8	1460	<1	10.0	1			
115I	851977	OMCV	60 00	32	6	1	5	5	.2	305	2.5	1	1.80	91	.50	4.3	390	53	.1	2	.5	.4	900	<1	10.0	1			
115I	851978	HCSN	08 00	39	12	1	13	6	.1	260	3.5	2	1.90	46	1.80	3.8	420	53	.1	1	.5	.4	1020	<1	10.0	1			
115I	851979	HCSN	08 00	57	16	4	16	13	.2	1350	11.0	1	2.90	123	8.80	3.3	440	53	.2	1	.5	.6	880	3	10.0	1			
115I	851980	HCSN	08 00	69	12	7	7	5	.2	500	3.0	1	1.60	127	2.40	5.4	390	33	.6	1	1.0	.3	900	2	10.0	1			
115I	851982	HCSN	08 00	49	10	3	7	4	.1	250	2.5	1	1.60	48	3.00	4.3	360	38	.2	3	3.0	.4	840	4	10.0	1			
115I	851983	HCSN	08 00	64	13	4	8	5	.1	240	3.5	1	1.60	84	5.80	4.0	450	40	.2	1	1.0	.2	820	<1	10.0	1			
115I	851984	HCSN	08 00	99	23	12	12	6	.1	400	8.0	2	2.10	168	9.00	2.8	480	40	.8	2	1.0	.9	900	<1	10.0	1			
115I	851986	HCSN	08 00	50	14	6	23	7	.1	395	6.0	2	1.80	73	3.00	3.0	500	40	.2	1	1.0	.8	1030	<1	10.0	1			
115I	851987	OMCV	60 00	37	12	1	29	6	.2	385	4.5	1	1.50	58	4.00	2.9	520	35	.1	1	.5	.3	1040	<1	10.0	1			
115I	851988	OMCV	60 00	51	22	1	73	17	.1	415	4.5	2	3.20	80	3.80	1.6	520	88	.1	1	.5	.8	1360	<1	10.0	1			
115I	851989	OMCV	60 00	39	11	4	16	6	.1	250	4.5	1	1.40	58	1.80	2.6	400	35	.2	1	.5	.4	1000	2	10.0	1			
115I	851990	OMCV	60 10	48	20	1	83	14	.2	225	2.0	1	2.30	73	3.80	2.7	540	50	.1	13	.5	.2	1240	2	<1	10.0	1	10.0	1
115I	851991	OMCV	60 20	45	19	1	82	14	.1	245	2.0	1	2.30	73	3.60	1.9	500	50	.1	1	.5	.2	1280	<1	<1	10.0	1	10.0	1
115I	851992	OMCV	60 00	58	14	1	48	14	.2	230	1.5	1	2.20	58	3.40	1.7	500	50	.1	1	.5	.1	1360	3	10.0	1			
115I	851993	OMCV	60 00	44	19	3	36	10	.1	320	6.5	1	2.00	990	5.20	2.7	360	45	.1	1	.5	.4	1040	<1	10.0	1			
115I	851994	OMCV	60 00	35	11	2	15	5	.1	220	6.0	1	1.40	44	4.20	4.2	340	35	.2	1	.5	.4	920	1	10.0	1			
115I	851995	HCSN	08 00	27	5	5	4	3	.1	125	.5	1	.70	15	2.20	3.2	350	20	.1	1	1.0	.2	780	6	10.0	1			
115I	851996	HCSN	08 00	35	10	2	11	5	.2	260	5.5	1	1.30	40	4.00	3.6	350	33	.2	1	.5	.5	880	17	<1	10.0	1	10.0	1
115I	851997	HCSN	08 00	37	8	3	5	4	.1	150	3.0	1	1.20	33	3.60	3.2	340	23	.2	1	1.0	.2	740	2	10.0	1			
115I	851998	HCSN	08 00	51	8	5	8	5	.2	310	11.0	1	1.40	33	3.40	4.2	420	23	.2	1	.5	1.0	820	2	10.0	1			
115I	851999	HCSN	08 00	26	6	2	6	3	.2	915	3.0	1	1.40	51	1.00	14.1	360	30	.1	12	.5	.3	640	149	1	10.0	1	10.0	1
115I	853002	HCSN	08 10	26	9	2	20	4	.1	200	6.5	1	1.20	18	.60	3.5	320	28	.1	1	.5	.6	820	1	10.0	1			

REGIONAL STREAM SEDIMENT AND WATER GEOCHEMICAL RECONNAISSANCE DATA, YUKON 1985, GSC-OF 1220, NGR 85-1985, NTS 1151

MAP	ID	ROCK TYPE	A		ZN	CU	PB	NI	CO	AG	MN	AS	MD	FE	HG	LOI	U	F	V	CD	W	SN	SB	BA	AU	AU-R	WT1	D L	AU	D L
			G	RP																										
115I	853003	HCSN	08	20	28	9	1	22	5	.2	210	7.0	1	1.20	9	1.60	3.1	300	23	.1	1	.5	.6	880	<1	10.0	1			
115I	853004	HCSN	08	00	27	8	1	52	6	.1	160	4.5	1	1.00	18	1.60	2.3	320	20	.1	1	.5	.4	900	<1	10.0	1			
115I	853005	HCSN	08	00	30	8	1	23	4	.2	135	5.0	1	1.10	18	1.60	3.5	400	20	.1	2	.5	.6	820	<1	10.0	1			
115I	853006	HCSN	08	00	37	8	1	6	4	.2	150	8.0	1	1.30	23	3.60	2.9	400	28	.2	1	.5	.3	840	2	10.0	1			
115I	853007	HCSN	08	00	30	6	1	5	4	.1	150	4.0	1	1.10	14	2.40	3.4	400	23	.1	1	.5	.2	800	<1	10.0	1			
115I	853008	HCSN	08	00	35	9	4	9	5	.1	335	8.0	1	1.30	46	2.80	4.8	380	25	.2	1	.5	.4	860	1	10.0	1			
115I	853009	HCSN	08	00	37	9	3	9	6	.1	590	10.0	1	1.50	55	2.20	3.6	350	30	.2	1	2.0	.4	780	4	10.0	1			
115I	853010	HCSN	08	00	43	13	2	15	6	.2	635	9.0	1	1.70	46	3.20	3.2	400	33	.2	1	1.0	.4	880	2	10.0	1			
115I	853011	TVA	58	00	35	13	2	8	4	.1	135	4.0	1	1.10	14	1.80	3.1	240	23	.1	1	2.0	.3	860	2	10.0	1			
115I	853013	TVA	58	00	43	16	3	8	6	.1	300	14.0	1	1.60	9	1.80	3.6	290	38	.2	1	.5	.7	840	<1	10.0	1			
115I	853014	TVA	58	00	40	12	2	21	7	.1	595	8.0	1	1.70	59	3.40	3.8	290	35	.1	1	.5	.5	920	<1	10.0	1			
115I	853015	MGD	41	00	57	18	10	10	8	.1	725	4.5	2	2.10	100	12.2	5.2	350	48	.4	1	1.0	.2	700	<1	10.0	1			
115I	853016	TVA	58	00	45	13	2	28	8	.1	460	7.5	2	1.80	82	5.80	2.7	310	35	.2	1	.5	.5	980	2	10.0	1			
115I	853017	TVA	58	00	60	18	5	15	8	.1	440	13.0	1	2.10	41	6.20	3.6	430	43	.2	1	.5	.4	800	1	10.0	1			
115I	853018	TVA	58	00	52	17	5	16	7	.1	540	10.0	1	1.90	59	7.40	3.6	280	35	.2	1	.5	.5	880	1	10.0	1			
115I	853019	TVA	58	00	44	13	2	20	7	.1	420	9.5	1	1.70	64	4.40	3.7	310	33	.2	1	1.0	.4	860	2	10.0	1			
115I	853020	TVA	58	00	73	15	15	10	7	.2	335	3.0	1	1.60	60	7.20	4.7	330	35	.4	1	2.0	.3	680	4	10.0	1			
115I	853022	TVA	58	00	60	14	9	11	6	.1	305	15.0	1	1.90	41	5.40	3.4	520	40	.2	1	.5	.8	560	2	10.0	1			
115I	853023	TVA	58	00	40	12	2	32	8	.1	330	6.0	1	1.60	65	3.20	3.0	400	35	.1	1	1.0	.4	920	<1	10.0	1			
115I	853024	HCSN	08	10	45	11	1	10	6	.1	220	7.0	1	1.40	24	3.40	4.2	380	25	.1	1	.5	.5	740	7	10.0	1			
115I	853025	HCSN	08	20	42	10	2	9	6	.1	190	6.0	1	1.40	18	4.80	4.1	440	23	.1	1	1.0	.5	760	<1	10.0	1			
115I	853026	HCSN	08	00	55	15	5	12	6	.1	280	15.0	1	1.90	35	4.60	3.9	35	35	.2	1	.5	1.3	720	4	10.0	1			
115I	853028	HCSN	08	00	52	13	3	10	6	.1	220	9.0	1	1.60	24	5.20	3.4	390	28	.2	1	1.0	.6	760	12	26	10.0	1	10.0	1
115I	853029	HCSN	08	00	53	16	5	23	12	.1	975	12.0	1	1.90	65	8.60	3.9	390	38	.4	1	1.0	.6	740	2	10.0	1			
115I	853030	HCSN	08	00	42	10	3	8	5	.1	320	10.0	1	1.40	41	4.20	3.3	260	33	.2	1	1.0	.5	880	5	10.0	1			
115I	853031	HCSN	08	00	46	12	2	11	6	.2	210	7.0	1	1.50	21	3.40	3.0	340	28	.2	1	.5	.4	820	<1	10.0	1			
115I	853032	HCSN	08	00	50	13	2	11	8	.2	380	7.0	2	2.40	15	3.40	4.0	580	65	.2	2	.5	.4	800	<1	10.0	1			
115I	853033	HCSN	08	00	43	9	1	10	6	.1	195	5.5	1	1.50	12	3.20	3.7	430	30	.2	1	.5	.4	720	1	10.0	1			
115I	853034	HCSN	08	00	40	12	2	11	7	.1	240	8.0	1	1.70	21	2.80	3.6	360	38	.1	1	.5	.4	780	12	<1	10.0	1	10.0	1
115I	853035	HCSN	08	00	74	19	4	16	9	.1	630	10.0	1	2.20	47	10.8	3.8	430	45	.4	1	.5	.6	780	2	10.0	1			
115I	853036	HCSN	08	00	56	12	2	12	7	.1	255	4.5	1	1.60	21	5.40	3.6	440	33	.2	1	.5	.5	760	4	10.0	1			
115I	853037	KQM	52	00	37	9	5	10	5	.1	305	9.5	1	1.30	27	3.80	3.0	310	25	.1	1	.5	.5	840	<1	10.0	1			
115I	853038	KQM	52	00	45	9	6	5	5	.1	330	4.0	1	1.30	21	3.60	4.3	260	35	.4	1	.5	.5	880	<1	10.0	1			
115I	853039	KQM	52	00	30	6	2	3	4	.2	405	6.0	2	2.00	27	2.80	5.1	240	50	.1	3	3.0	.5	780	767	122	10.0	1	10.0	1
115I	853040	KQM	52	00	49	12	4	11	6	.2	315	8.0	1	1.60	32	4.80	3.4	330	33	.2	1	.5	.5	820	30	24	10.0	1	10.0	1
115I	853042	KQM	52	10	39	8	3	5	4	.1	240	1.5	1	1.10	32	3.80	4.4	310	28	.2	1	.5	.4	840	<1	<1	10.0	1	10.0	1
115I	853043	KQM	52	20	43	8	4	5	5	.1	250	1.5	1	1.10	41	3.20	4.8	320	28	.2	1	.5	.6	860	4	<1	10.0	1	10.0	1
115I	853044	JL	47	00	42	11	5	12	6	.2	290	8.0	1	1.40	41	3.40	3.2	300	30	.1	1	.5	.5	900	<1	10.0	1			
115I	853046	TV	42	00	29	10	1	8	4	.1	175	2.0	1	1.20	21	1.40	3.5	270	33	.1	4	.5	.2	980	23	30	10.0	1	10.0	1
115I	853047	TV	42	00	40	31	5	15	7	.1	310	6.3	1	1.90	31	1.80	2.5	440	45	.1	1	.5	.5	1000	4	10.0	1			
115I	853048	MGDN	41	00	33	12	2	11	5	.1	215	1.8	1	1.30	19	3.40	4.4	560	30	.2	1	.5	.2	1380	<1	10.0	1			
115I	853049	MGDN	41	00	33	11	3	11	5	.1	195	2.2	1	1.30	19	4.40	3.7	500	30	.2	1	.5	.2	1140	<1	10.0	1			
115I	853050	MGDN	41	00	34	10	3	8	4	.1	200	2.2	1	1.40	25	3.60	4.2	440	30	.1	1	.5	.2	1220	<1	10.0	1			
115I	853051	MGDN	41	00	34	12	2	8	5	.1	215	3.6	1	1.40	19	3.80	1.5	450	35	.1	1	.5	.3	1000	<1	10.0	1			
115I	853052	MGDN	41	00	40	10	5	8	5	.1	250	3.6	1	1.50	31	3.20	3.8	530	30	.1	1	1.0	.3	1000	<1	10.0	1			
115I	853053	MGDN	41	00	34	18	4	9	5	.1	225	3.1	1	1.50	44	5.40	2.7	420	40	.2	1	2.0	.3	1040	<1	10.0	1			
115I	853054	MGDN	41	00	36	9	3	9	5	.1	235	4.9	1	1.30	25	2.80	3.7	510	35	.1	1	.5	.3	880	<1	10.0	1			
115I	853055	TV	42	00	36	14	4	10	6	.1	235	3.1	1	1.50	28	3.00	3.0	440	40	.1	2	.5	.3	1120	80	<1	10.0	1	10.0	1
115I	853056	TV	42	00	43	17	2	10	6	.1	370	2.2	1	1.40	34	6.40	5.0	390	35	.1	1	1.0	.3	1080	1	10.0	1			
115I	853057	TV	42	00	43	15	3	12	6	.1	310	4.9	1	1.70	41	4.60	3.1	440	45	.1	1	1.0	.4	940	3	10.0	1			

REGIONAL STREAM SE

REGIONAL STREAM SEDIMENT AND WATER GEOCHEMICAL RECONNAISSANCE DATA, YUKON 1985, GSC-OF 1220, NGR 85-1985, NTS 115I

MAP ID	ROCK TYPE	MAP ID	ROCK TYPE	A		Zn	Cu	Pb	Ni	Co	Ag	Mn	As	Mo	Fe	Hg	LOI	U	F	V	Cd	W	Sn	Sb	Ba	Au	Au-R	WT1	D L	AU WT2	D L
				G	RP																										
115I 853113	OMCV 60	115I 853058	TV	42	00	47	28	1	12	8	.1	460	3.1	1	2.00	47	9.80	2.2	400	55	.2	1	2.0	.4	860	5		10.0	1		
115I 853114	JL 4	115I 853059	TV	42	00	60	26	1	11	8	.1	520	5.8	1	1.80	56	13.0	2.3	400	55	.2	1	.5	.3	800	2		10.0	1		
115I 853115	JL 4	115I 853060	OMCV	60	00	42	12	4	13	6	.1	290	3.6	1	1.50	88	3.60	3.4	490	35	.1	1	.5	.5	980	9		10.0	1		
115I 853116	OMCV 60	115I 853062	OMCV	60	10	46	13	3	17	8	.1	490	3.6	1	2.90	25	2.60	2.2	560	100	.1	1	.5	.3	1000	1		10.0	1		
115I 853117	OMCV 60	115I 853063	OMCV	60	20	44	27	3	17	8	.2	495	3.1	1	2.70	28	2.40	2.4	520	85	.1	1	.5	.4	1020	<1		10.0	1		
115I 853118	JL 4	115I 853064	OMCV	60	00	40	11	2	7	4	.1	375	3.1	1	1.40	19	2.60	1.7	500	35	.1	1	.5	.2	1100	<1		10.0	1		
115I 853120	JL 4	115I 853065	OMCV	60	00	30	12	4	7	4	.2	160	2.2	1	1.20	44	2.60	1.9	400	35	.1	1	.5	.2	1000	<1		10.0	1		
		115I 853066	MQM	41	00	47	11	3	7	7	.1	445	3.6	1	2.20	13	4.40	1.6	920	65	.1	1	.5	.2	840	<1		10.0	1		
		115I 853067	OMCV	60	00	44	25	2	50	14	.1	1800	11.2	3	2.60	88	14.2	1.9	520	70	.1	1	.5	.3	1160	2		10.0	1		
		115I 853068	OMCV	60	00	45	13	3	11	6	.1	510	4.5	1	1.60	47	5.00	3.3	560	45	.1	1	.5	.3	980	2		10.0	1		
		115I 853069	DMCV	60	00	45	22	4	49	10	.2	440	7.6	2	2.00	34	4.80	1.3	490	50	.2	1	.5	.3	1040	<1		10.0	1		
		115I 853070	OMCV	60	00	37	14	3	8	4	.1	175	3.6	1	1.30	44	2.40	1.8	480	35	.2	1	.5	.2	1000	6		10.0	1		
		115I 853071	OMCV	60	00	41	16	5	14	7	.1	380	5.4	1	1.70	31	2.40	1.6	480	40	.1	1	.5	.4	1000	2		10.0	1		
		115I 853072	OMCV	60	00	45	16	3	13	7	.1	315	4.5	1	1.70	44	3.60	1.7	390	45	.1	1	.5	.3	1020	2		10.0	1		
		115I 853073	KQM	52	00	40	13	8	11	4	.1	275	10.3	1	1.30	38	3.20	2.5	520	30	.1	1	.5	.3	880	4		10.0	1		
		115I 853074	MGDN	41	00	34	7	3	6	4	.1	165	1.8	1	1.20	49	2.20	2.6	640	30	.2	1	.5	.3	1000	<1		10.0	1		
		115I 853075	MGDN	41	00	39	12	4	11	5	.1	265	5.4	1	1.50	56	25.8	3.2	640	35	.2	1	.5	.3	900	2		10.0	1		
		115I 853076	MGDN	41	00	37	13	5	9	6	.1	445	3.6	1	1.40	67	5.60	4.9	600	35	.2	1	2.0	.3	1020	18	38	10.0	1	10.0	1
		115I 853077	MGDN	41	00	37	12	5	10	4	.1	300	4.5	1	1.30	56	6.60	8.0	660	35	.2	1	.5	.4	920	51	145	10.0	1	10.0	1
		115I 853078	MGDN	41	00	40	17	9	10	5	.1	240	3.1	1	1.50	53	6.60	2.7	680	35	.2	1	3.0	.3	1060	23	16	10.0	1	10.0	1
		115I 853080	MGDN	41	00	35	9	4	10	5	.2	175	4.5	1	1.20	25	2.60	2.7	720	25	.2	1	2.0	.3	1340	<1		10.0	1		
		115I 853082	MGDN	41	00	50	14	5	7	5	.2	315	4.9	1	1.60	39	6.20	2.8	600	30	.1	1	2.0	.2	1020	36	<1	10.0	1	10.0	1
		115I 853083	MGDN	41	00	47	28	3	8	6	.1	445	5.4	1	2.00	123	26.2	15.3	340	40	.4	1	3.0	.3	1040	<1		10.0	1		
		115I 853084	MGDN	41	00	44	13	5	20	6	.1	295	7.2	1	1.50	77	5.00	3.2	370	40	.2	1	2.0	.4	980	<1		10.0	1		
		115I 853085	MGDN	41	10	86	30	10	29	13	.1	730	10.8	2	2.80	98	8.40	4.4	520	55	.6	1	2.0	1.1	1120	2		10.0	1		
		115I 853086	MGDN	41	20	87	35	10	29	13	.2	695	10.8	3	2.70	98	9.00	4.5	550	50	.4	1	1.0	1.2	1060	2		10.0	1		
		115I 853087	JL	47	00	42	13	3	22	7	.2	295	5.8	1	1.50	119	4.80	3.0	370	35	.1	1	.5	.3	920	<1		10.0	1		
		115I 853088	JL	47	00	45	20	1	10	6	.1	490	5.8	1	1.60	77	13.2	1.8	370	40	.2	1	2.0	.4	800	<1		10.0	1		
		115I 853089	JL	47	00	46	17	2	10	6	.1	380	4.1	1	1.50	77	12.8	2.3	390	40	.2	1	2.0	.3	800	<1		10.0	1		
		115I 853090	JL	47	00	48	18	3	10	7	.1	220	6.7	2	2.00	21	4.00	2.0	310	45	.2	1	1.0	.5	780	<1		10.0	1		
		115I 853091	JL	47	00	41	12	2	16	6	.1	345	4.5	1	1.50	63	4.20	3.1	360	35	.1	1	.5	.3	960	<1		10.0	1		
		115I 853092	JL	47	00	42	12	4	11	5	.1	295	5.4	1	1.50	70	4.00	3.3	300	40	.1	1	2.0	.3	900	<1		10.0	1		
		115I 853093	JL	47	00	35	11	2	9	5	.1	305	3.1	1	1.30	70	2.80	2.1	290	35	.1	1	2.0	.3	900	<1		10.0	1		
		115I 853094	JL	47	00	49	14	4	9	5	.2	710	5.4	1	1.50	56	11.8	3.1	330	35	.4	1	2.0	.4	820	1		10.0	1		
		115I 853095	JL	47	00	39	10	5	11	5	.1	260	6.7	1	1.40	49	3.80	3.2	340	35	.2	1	1.0	.8	880	2		10.0	1		
		115I 853096	JL	47	00	33	12	3	9	5	.1	145	3.6	1	1.50	42	2.60	4.0	360	40	.1	2	2.0	.3	800	9		10.0	1		
		115I 853097	JL	47	00	48	11	2	7	4	.1	235	2.2	1	1.30	42	4.00	3.2	380	45	.2	1	.5	.2	940	<1		10.0	1		
		115I 853098	JL	47	00	42	8	2	7	4	.1	565	1.8	1	1.20	31	7.20	2.9	360	30	.2	1	1.0	.2	760	<1		10.0	1		
		115I 853100	JL	47	00	53	15	2	14	7	.1	500	4.5	1	1.70	98	5.60	2.1	320	40	.1	1	.5	.3	860	2		10.0	1		
		115I 853102	JL	47	10	72	26	24	16	7	.1	415	6.3	1	2.00	151	6.20	2.6	320	65	.4	1	.5	.5	840	2	11	10.0	1	5.0	2
		115I 853103	JL	47	20	66	25	24	14	7	.1	335	6.3	1	2.00	57	3.00	2.1	310	65	.2	1	3.0	.5	840	34		10.0	1		
		115I 853104	JL	47	00	69	19	3	9	8	.2	2850	4.5	3	2.20	73	15.2	2.3	400	45	.1	1	2.0	.4	900	<1		10.0	1		
		115I 853105	JL	47	00	160	30	11	13	7	.1	290	9.9	4	2.30	57	4.40	3.6	400	40	1.0	1	1.0	1.5	1760	5		10.0	1		
		115I 853106	JL	47	00	46	21	4	8	6	.1	270	7.6	1	1.70	68	10.6	2.4	310	40	.2	1	2.0	.4	920	6		10.0	1		
		115I 853107	JL	47	00	6	24	1	4	3	.1	300	1.4	1	.50	52	20.0	4.5	360	20	.2	1	.5	.3	720	<1		10.0	1		
		115I 853108	JL	47	00	40	14	2	9	5	.2	550	4.5	1	1.40	52	13.6	2.6	270	35	.2	1	1.0	.3	940	<1		10.0	1		
		115I 853109	JKT	51	00	49	12	3	8	5	.1	340	5.8	2	1.50	52	6.60	2.0	320	40	.2	1	.5	.4	960	8		10.0	1		
		115I 853110	JKT	51	00	37	8	2	6	5	.2	280	3.6	1	1.50	21	2.60	1.7	310	50	.2	1	.5	.5	920	<1		10.0	1		
		115I 853111	JKT	51	00	42	24	4	19	8	.1	350	6.7	1	1.70	26	1.60	2.0	320	40	.2	1	.5	.7	880	<1		10.0	1		
		115I 853112	JKT	51	00	63	12	6	9	6	.2	405	9.0	2	1.90	34	4.60	3.3	200	45	.4	1	.5	1.0	1060	8		10.0	1		

VARIABLE NAME UNIT OF MEASUREMENT DATA SUBSET  
 ZN PPM TOTAL

HISTOGRAM

SUMMARY STATISTICS

	N	%	CUM %	
** I				TOTAL NUMBER OF SAMPLES
100 PPB *	1	.11	.11	951
				NUMBER OF ZERO VALUE SAMPLES
200 PPB *				1
				NUMBER OF NON-ZERO SAMPLES
500 PPB *				
1 PPM *				ARITHMETIC MEAN
2 PPM *				47.6484
5 PPM *				VARIANCE
10 PPM *				530.5781
20 PPM *				STANDARD DEVIATION
50 PPM *				23.0343
100 PPM *				SKEW
200 PPM *				5.5427
500 PPM *				EXCESS KURTOSIS
1000 PPM *				53.3702
2000 PPM *				
5000 PPM *				COEFFICIENT OF VARIATION, %
				48.3422
**				
0				STANDARD ERROR OF THE MEAN
20				.7473
40				LOWER 95% LIMIT ON THE MEAN
60				46.1820
80				UPPER 95% LIMIT ON THE MEAN
100				49.1149
	669	70.35	71.19	LOWER 95% LIMIT ON THE RANGE
				2.4494
				UPPER 95% LIMIT ON THE RANGE
				92.8474
	14	1.47	99.79	GEOMETRIC MEAN
				44.5263
				LOG10 MEAN
				1.6486
				LOG10 VARIANCE
				.0221
				LOG10 STANDARD DEVIATION
				.1488
				STANDARD ERROR ON THE MEAN
				.0048
				LOWER 95% LIMIT ON THE MEAN
				43.5657
				UPPER 95% LIMIT ON THE MEAN
				45.5081
				LOWER 95% LIMIT ON THE RANGE
				22.7337
				UPPER 95% LIMIT ON THE RANGE
				87.2095
				MINIMUM VALUE
				6.0000
				25TH PERCENTILE OR 1ST QUARTILE
				37.0000
				50TH PERCENTILE OR MEDIAN
				43.0000
				75TH PERCENTILE OR 3RD QUARTILE
				53.0000
				80TH PERCENTILE
				55.0000
				90TH PERCENTILE
				65.0000
				95TH PERCENTILE
				76.0000
				98TH PERCENTILE
				100.0000
				99TH PERCENTILE
				150.0000
				MAXIMUM VALUE
				370.0000



VARIABLE NAME UNIT OF MEASUREMENT DATA SUBSET  
 PB PPM TOTAL

HISTOGRAM

SUMMARY STATISTICS

			N	%	CUM %		
**	*	*	*	*	*	TOTAL NUMBER OF SAMPLES	951
I			1	.11	.11	NUMBER OF ZERO VALUE SAMPLES	1
10 PPB *						NUMBER OF NON-ZERO SAMPLES	950
20 PPB *						ARITHMETIC MEAN	4.1274
50 PPB *						VARIANCE	90.5285
100 PPB *						STANDARD DEVIATION	9.5146
200 PPB *						SKEW	10.5937
500 PPB *						EXCESS KURTOSIS	139.0909
XXXXXXXXXXXXXXX			246	25.87	25.97	COEFFICIENT OF VARIATION, %	230.5258
1 PPM *			260	27.34	53.31	STANDARD ERROR OF THE MEAN	.3087
XXXXXXXXXXXXXXX			334	35.12	88.43	LOWER 95% LIMIT ON THE MEAN	3.5216
2 PPM *			64	6.73	95.16	UPPER 95% LIMIT ON THE MEAN	4.7331
XXXXXXXXXXXXXXXXXXXXXXX			26	2.73	97.90	LOWER 95% LIMIT ON THE RANGE	-14.5428
5 PPM *			13	1.37	99.26	UPPER 95% LIMIT ON THE RANGE	22.7975
XXX			5	.53	99.79	GEOMETRIC MEAN	2.5310
10 PPM *			2	.21	100.00	LOG10 MEAN	.4033
X						LOG10 VARIANCE	.1208
20 PPM *						LOG10 STANDARD DEVIATION	.3476
X						STANDARD ERROR ON THE MEAN	.0113
50 PPM *						LOWER 95% LIMIT ON THE MEAN	2.4052
I						UPPER 95% LIMIT ON THE MEAN	2.6633
100 PPM *						LOWER 95% LIMIT ON THE RANGE	.5262
I						UPPER 95% LIMIT ON THE RANGE	12.1734
200 PPM *						MINIMUM VALUE	1.0000
500 PPM *						25TH PERCENTILE OR 1ST QUARTILE	1.0000
1000 PPM *						50TH PERCENTILE OR MEDIAN	2.0000
2000 PPM *						75TH PERCENTILE OR 3RD QUARTILE	4.0000
5000 PPM *						80TH PERCENTILE	4.0000
**	*	*	*	*	*	90TH PERCENTILE	6.0000
0	20	40	60	80	100	95TH PERCENTILE	10.0000
						98TH PERCENTILE	21.0000
						99TH PERCENTILE	36.0000
						MAXIMUM VALUE	160.0000

PERCENT

VARIABLE NAME      UNIT OF MEASUREMENT      DATA SUBSET  
 NI                                  PPM                                  TOTAL

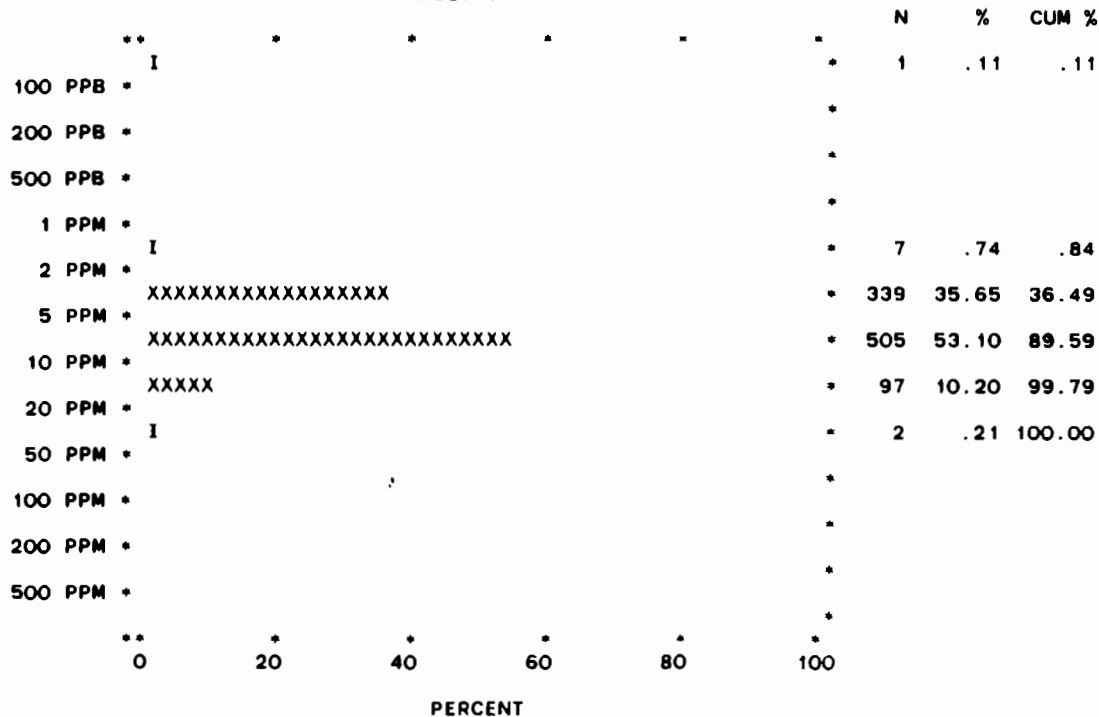
HISTOGRAM

SUMMARY STATISTICS

		N	%	CUM %		
**	*	*	*	*		
I	*	*	*	*		
100 PPB *	*	*	*	*	TOTAL NUMBER OF SAMPLES	951
					NUMBER OF ZERO VALUE SAMPLES	1
					NUMBER OF NON-ZERO SAMPLES	950
200 PPB *	*	*	*	*		
500 PPB *	*	*	*	*	ARITHMETIC MEAN	18.0358
					VARIANCE	410.0830
1 PPM *	*	*	*	*	STANDARD DEVIATION	20.2505
I	*	*	*	*	SKEW	5.2847
2 PPM *	*	2	.21	.32	EXCESS KURTOSIS	44.1503
5 PPM *	XXXXX	103	10.83	11.15	COEFFICIENT OF VARIATION, %	112.2796
10 PPM *	XXXXXXXXXXXXXXXXXX	263	27.66	38.80	STANDARD ERROR OF THE MEAN	.6570
20 PPM *	XXXXXXXXXXXXXXXXXXXXXXX	370	38.91	77.71	LOWER 95% LIMIT ON THE MEAN	16.7466
50 PPM *	XXXXXXXXXX	160	16.82	94.53	UPPER 95% LIMIT ON THE MEAN	19.3250
100 PPM *	XX	46	4.84	99.37	LOWER 95% LIMIT ON THE RANGE	-21.7008
200 PPM *	I	4	.42	99.79	UPPER 95% LIMIT ON THE RANGE	57.7723
500 PPM *	I	2	.21	100.00	GEOMETRIC MEAN	13.2888
1000 PPM *	*	*	*	*	LOG10 MEAN	1.1235
2000 PPM *	*	*	*	*	LOG10 VARIANCE	.0983
5000 PPM *	*	*	*	*	LOG10 STANDARD DEVIATION	.3135
					STANDARD ERROR ON THE MEAN	.0102
					LOWER 95% LIMIT ON THE MEAN	12.6919
					UPPER 95% LIMIT ON THE MEAN	13.9137
					LOWER 95% LIMIT ON THE RANGE	3.2236
					UPPER 95% LIMIT ON THE RANGE	54.7814
**	*	*	*	*		
0	20	40	60	80		
					MINIMUM VALUE	2.0000
					25TH PERCENTILE OR 1ST QUARTILE	8.0000
					50TH PERCENTILE OR MEDIAN	13.0000
					75TH PERCENTILE OR 3RD QUARTILE	19.0000
					80TH PERCENTILE	22.0000
					90TH PERCENTILE	33.0000
					95TH PERCENTILE	53.0000
					98TH PERCENTILE	80.0000
					99TH PERCENTILE	93.0000
					MAXIMUM VALUE	270.0000

VARIABLE NAME UNIT OF MEASUREMENT DATA SUBSET  
 CO PPM TOTAL

HISTOGRAM



SUMMARY STATISTICS

TOTAL NUMBER OF SAMPLES	951
NUMBER OF ZERO VALUE SAMPLES	1
NUMBER OF NON-ZERO SAMPLES	950
ARITHMETIC MEAN	7.0558
VARIANCE	9.1318
STANDARD DEVIATION	3.0219
SKEW	1.4907
EXCESS KURTOSIS	3.6981
COEFFICIENT OF VARIATION, %	42.8284
STANDARD ERROR OF THE MEAN	.0980
LOWER 95% LIMIT ON THE MEAN	6.8634
UPPER 95% LIMIT ON THE MEAN	7.2482
LOWER 95% LIMIT ON THE RANGE	1.1261
UPPER 95% LIMIT ON THE RANGE	12.9855
GEOMETRIC MEAN	6.5035
LOG10 MEAN	.8131
LOG10 VARIANCE	.0303
LOG10 STANDARD DEVIATION	.1742
STANDARD ERROR ON THE MEAN	.0057
LOWER 95% LIMIT ON THE MEAN	6.3396
UPPER 95% LIMIT ON THE MEAN	6.6717
LOWER 95% LIMIT ON THE RANGE	2.9605
UPPER 95% LIMIT ON THE RANGE	14.2865
MINIMUM VALUE	2.0000
25TH PERCENTILE OR 1ST QUARTILE	5.0000
50TH PERCENTILE OR MEDIAN	6.0000
75TH PERCENTILE OR 3RD QUARTILE	8.0000
80TH PERCENTILE	9.0000
90TH PERCENTILE	11.0000
95TH PERCENTILE	13.0000
98TH PERCENTILE	16.0000
99TH PERCENTILE	17.0000
MAXIMUM VALUE	27.0000

VARIABLE NAME      UNIT OF MEASUREMENT      DATA SUBSET  
 AG                              PPM                              TOTAL

HISTOGRAM

SUMMARY STATISTICS

			N	%	CUM %		
**	*	*	*	*	*	TOTAL NUMBER OF SAMPLES	951
I						NUMBER OF ZERO VALUE SAMPLES	1
1 PPB *			1	.11	.11	NUMBER OF NON-ZERO SAMPLES	950
2 PPB *						ARITHMETIC MEAN	.1155
5 PPB *						VARIANCE	.0059
10 PPB *						STANDARD DEVIATION	.0770
20 PPB *						SKEW	10.1040
50 PPB *						EXCESS KURTOSIS	120.1327
100 PPB *	XX		853	89.70	89.80	COEFFICIENT OF VARIATION, %	66.6577
200 PPB *	XXXXX		90	9.46	99.26	STANDARD ERROR OF THE MEAN	.0025
500 PPB *						LOWER 95% LIMIT ON THE MEAN	.1106
1 PPM *	I		5	.53	99.79	UPPER 95% LIMIT ON THE MEAN	.1204
2 PPM *	I		2	.21	100.00	LOWER 95% LIMIT ON THE RANGE	-.0356
5 PPM *						UPPER 95% LIMIT ON THE RANGE	.2665
10 PPM *						GEOMETRIC MEAN	.1085
20 PPM *						LOG10 MEAN	-.9645
50 PPM *						LOG10 VARIANCE	.0141
**	*	*	*	*	*	LOG10 STANDARD DEVIATION	.1186
0	20	40	60	80	100	STANDARD ERROR ON THE MEAN	.0038
						LOWER 95% LIMIT ON THE MEAN	.1067
						UPPER 95% LIMIT ON THE MEAN	.1104
						LOWER 95% LIMIT ON THE RANGE	.0635
						UPPER 95% LIMIT ON THE RANGE	.1854
						MINIMUM VALUE	.1000
						25TH PERCENTILE OR 1ST QUANTILE	.1000
						50TH PERCENTILE OR MEDIAN	.1000
						75TH PERCENTILE OR 3RD QUANTILE	.1000
						80TH PERCENTILE	.1000
						90TH PERCENTILE	.2000
						95TH PERCENTILE	.2000
						98TH PERCENTILE	.2000
						99TH PERCENTILE	.2000
						MAXIMUM VALUE	1.2000

PERCENT



REGIONAL STREAM SEDIMENT AND WATER GEOCHEMICAL RECONNAISSANCE DATA, YUKON 1985, GSC-OF 1220, NGR 85-1985, NTS 1151

MAP	ID	UTM COORDINATS			ROCK TYPE	A G E	WD	DT	S C B W R S P P P P T C S A O A C A C P R H A Y L R M R P N N O T O S M P P P Y T P S C												F-W	PH	U-W					
		ZN	EAST	NORTH					E	P	S	T	K	L	E	L	C	M	P	P				Y	T	P	S	C
115I	851446	8	391705	6936007	OMCV	60	12	6	6	00	0	2	0	2	8	120	0	0	3	1	1	2	1	190	7.3	0.02		
115I	851447	8	390251	6934699	OMCV	60	10	3	6	00	0	2	0	3	8	120	0	0	3	1	1	1	1	98	6.3	0.02		
115I	851448	8	390157	6936280	OMCV	60	12	5	6	10	0	2	0	2	8	021	0	0	3	1	1	2	1	160	7.1	0.02		
115I	851449	8	390157	6936280	OMCV	60	12	5	6	20	0	2	0	2	8	021	0	0	3	1	1	2	1	170	7.0	0.02		
115I	851450	8	388775	6936941	OMCV	60	10	4	6	00	0	2	0	2	8	120	0	0	3	1	1	2	1	160	7.1	0.02		
115I	851451	8	388587	6935307	OMCV	60	20	3	6	00	0	2	0	3	8	120	0	0	3	1	1	2	1	140	6.8	0.05		
115I	851452	8	387412	6937074	OMCV	60	12	4	6	00	0	2	3	3	8	120	0	0	3	1	1	2	1	200	7.3	0.02		
115I	851454	8	386525	6935808	OMCV	60	10	4	6	00	0	2	0	3	8	120	0	0	3	1	1	2	1	82	6.9	0.02		
115I	851455	8	385444	6936160	OMCV	60	7	4	6	00	0	2	0	2	8	121	0	0	3	1	1	1	1	100	6.7	0.02		
115I	851456	8	385647	6938372	OMCV	60	10	3	6	00	0	2	0	3	8	120	0	0	3	1	1	1	1	220	7.3	0.02		
115I	851457	8	384158	6939725	OMCV	60	10	4	6	00	0	2	1	2	8	120	0	0	3	1	1	1	1	140	6.9	0.06		
115I	851458	8	383711	6939334	OMCV	60	7	3	6	00	0	2	1	2	1	120	1	0	3	1	1	1	1	130	6.7	0.02		
115I	851459	8	384243	6936019	OMCV	60	10	3	6	00	0	2	0	3	1	120	1	0	3	1	1	1	1	120	6.6	0.02		
115I	851460	8	382588	6936334	OMCV	60	13	5	6	00	0	2	0	2	1	120	1	0	3	1	1	2	1	280	7.0	0.06		
115I	851462	8	380997	6936322	OMCV	60	10	5	6	00	0	2	0	2	1	120	1	0	3	1	1	2	1	220	6.8	0.02		
115I	851463	8	381387	6937587	OMCV	60	8	3	6	00	0	2	0	2	1	120	1	0	3	1	1	1	1	220	6.6	0.02		
115I	851464	8	380017	6938044	OMCV	60	7	3	6	00	0	2	0	3	8	121	0	0	3	1	1	1	1	350	7.1	0.16		
115I	851465	8	377476	6934880	OMCV	60	15	3	6	10	0	2	0	2	1	120	1	0	3	1	1	2	1	110	6.8	0.02		
115I	851466	8	377476	6934880	OMCV	60	15	3	6	20	0	2	0	2	1	120	1	0	3	1	1	2	1	100	6.6	0.02		
115I	851467	8	374514	6933938	OMCV	60	20	3	6	00	0	2	0	3	1	120	1	0	3	1	1	2	1	140	7.2	0.15		
115I	851468	8	374440	6931772	OMCV	60		6	00	0	2	0	3	1	120	0	0	3	1	1	2	1	84	6.7	0.02			
115I	851469	8	373592	6931739	OMCV	60		6	00	0	2	0	3	1	120	0	0	3	1	1	2	1	300	7.0	0.02			
115I	851471	8	382685	6925789	OMCV	60	15	6	6	00	0	2	0	3	1	120	1	0	3	1	1	2	1	96	6.7	0.02		
115I	851472	8	382330	6924975	OMCV	60	12	6	6	00	0	2	0	3	1	120	1	0	3	1	1	2	1	76	7.0	0.02		
115I	851473	8	383612	6924209	OMCV	60	10	3	6	00	0	2	0	3	1	120	4	0	3	1	1	2	1	70	6.9	0.08		
115I	851474	8	384611	6908657	KQM	52	15	3	6	00	4	2	0	2	1	120	4	0	5	1	1	2	1	70	7.0	0.22		
115I	851475	8	382986	6908583	KQM	52	12	4	6	00	4	2	0	2	1	120	4	0	5	1	1	2	1	74	6.9	0.10		
115I	851476	8	382699	6909745	KQM	52		1	00	4	2				8	120	0	0	5	1	1	1						
115I	851477	8	381455	6907793	CPSN	35	7	2	6	00	4	2	0	2	1	120	1	0	5	1	1	1	1	68	6.6	0.02		
115I	851478	8	386113	6910530	CPSN	35	10	3	6	00	4	2	0	2	1	120	1	0	5	1	1	1	1	66	6.5	0.17		
115I	851479	8	371316	6923241	EMN	59	20	3	6	00	0	2	0	3	8	120	1	0	5	1	1	2	1	150	7.3	0.94		
115I	851480	8	370011	6922016	KY	52	10	5	6	00	0	2	0	3	1	120	1	0	5	1	1	2	1	56	5.9	0.02		
115I	851482	8	368143	6925151	EMN	59	15	3	6	00	0	2	0	2	1	120	1	0	5	1	1	2	1	100	7.2	2.30		
115I	851484	8	365701	6924674	CPSN	35	15	3	6	10	0	2	0	3	1	120	1	0	5	1	1	2	1	84	6.8	0.02		
115I	851485	8	365701	6924674	CPSN	35	15	3	6	20	0	2	0	3	1	120	1	0	5	1	1	2	1	80	6.8	0.02		
115I	851486	8	365925	6926250	EMN	59	10	3	6	00	0	2	0	3	8	120	4	0	5	1	1	2	1	100	7.7	0.76		
115I	851487	8	363154	6928037	EMN	59	12	4	6	00	0	2	0	3	8	120	1	0	5	1	1	2	1	130	7.9	0.87		
115I	851488	8	360259	6927672	KY	52	13	5	6	00	0	2	0	3	1	120	1	0	5	1	1	2	1	54	6.4	0.02		
115I	851489	8	359311	6928546	KY	52	14	4	6	00	0	2	0	3	1	120	1	0	5	1	1	2	1	30	5.8	0.02		
115I	851490	8	356079	6930236	KQM	52	10	2	6	00	0	2	0	2	6	120	0	0	5	1	1	2	1	36	6.6	0.02		
115I	851491	8	348162	6937695	PGDN	09	20	2	6	00	0	2	1	3	1	120	0	0	5	1	1	2	1	48	7.2	1.50		
115I	851492	8	347897	6934505	CPSN	35	30	2	6	00	0	2	0	3	1	120	0	0	5	1	1	2	1	68	6.8	0.45		
115I	851493	8	348375	6934379	CPSN	35	30	3	6	00	0	2	0	3	1	120	0	0	5	1	1	2	1	72	6.9	0.44		
115I	851494	8	346285	6934793	CPSN	35	6	4	6	00	0	2	0	2	8	021	0	0	5	1	1	1	1	46	6.9	0.20		
115I	851495	8	346569	6933695	CPSN	35	20	3	6	00	0	2	0	3	8	121	0	0	5	1	1	2	1	40	6.5	0.57		
115I	851496	8	350044	6928949	KY	52	15	5	6	00	0	2	0	3	8	121	1	0	5	1	1	2	1	110	6.5	0.24		
115I	851497	8	350126	6928087	KY	52	20	3	6	00	0	2	0	3	8	121	0	0	5	1	1	2	1	64	6.6	0.50		
115I	851498	8	351220	6927220	KY	52	15	2	6	00	0	2	0	3	8	121	0	0	5	1	1	2	1	38	6.4	0.41		
115I	851499	8	351462	6927905	KY	52	16	3	6	00	0	2	0	3	8	121	0	0	5	1	1	2	1	52	6.4	0.24		
115I	851500	8	345831	6924313	OMCV	60	10	2	6	00	0	2	0	3	8	121	0	0	5	1	1	2	1	80	6.7	0.08		

VARIABLE NAME UNIT OF MEASUREMENT DATA SUBSET  
MN PPM TOTAL

HISTOGRAM

SUMMARY STATISTICS

	N	%	CUM %		
** I				TOTAL NUMBER OF SAMPLES	951
1 PPM *	1	.11	.11	NUMBER OF ZERO VALUE SAMPLES	1
2 PPM *				NUMBER OF NON-ZERO SAMPLES	950
5 PPM *				ARITHMETIC MEAN	432.0295
10 PPM *				VARIANCE	*****
20 PPM *				STANDARD DEVIATION	642.8469
50 PPM *				SKEW	10.5097
100 PPM *				EXCESS KURTOSIS	149.2480
200 PPM *				COEFFICIENT OF VARIATION, %	148.7970
500 PPM *	5	.53	.63	STANDARD ERROR OF THE MEAN	20.8567
1000 PPM *	157	16.51	17.14	LOWER 95% LIMIT ON THE MEAN	391.1034
2000 PPM *	628	66.04	83.18	UPPER 95% LIMIT ON THE MEAN	472.9555
5000 PPM *	125	13.14	96.32	LOWER 95% LIMIT ON THE RANGE	-829.3968
10000 PPM *	17	1.79	98.11	UPPER 95% LIMIT ON THE RANGE	1693.4557
20000 PPM *	14	1.47	99.58	GEOMETRIC MEAN	332.4765
50000 PPM *	3	.32	99.89	LOG10 MEAN	2.5218
1 PCT *	1	.11	100.00	LOG10 VARIANCE	.0668
2 PCT *				LOG10 STANDARD DEVIATION	.2584
5 PCT *				STANDARD ERROR ON THE MEAN	.0084
10 PCT *				LOWER 95% LIMIT ON THE MEAN	320.1196
20 PCT *				UPPER 95% LIMIT ON THE MEAN	345.3104
50 PCT *				LOWER 95% LIMIT ON THE RANGE	103.4615
				UPPER 95% LIMIT ON THE RANGE	1068.4226
				MINIMUM VALUE	70.0000
				25TH PERCENTILE OR 1ST QUARTILE	230.0000
				50TH PERCENTILE OR MEDIAN	310.0000
				75TH PERCENTILE OR 3RD QUARTILE	426.0000
				80TH PERCENTILE	470.0000
				90TH PERCENTILE	666.0000
				95TH PERCENTILE	900.0000
				98TH PERCENTILE	2000.0000
				99TH PERCENTILE	2850.0000
				MAXIMUM VALUE	11800.0000

PERCENT

VARIABLE NAME UNIT OF MEASUREMENT DATA SUBSET  
AS PPM TOTAL

HISTOGRAM

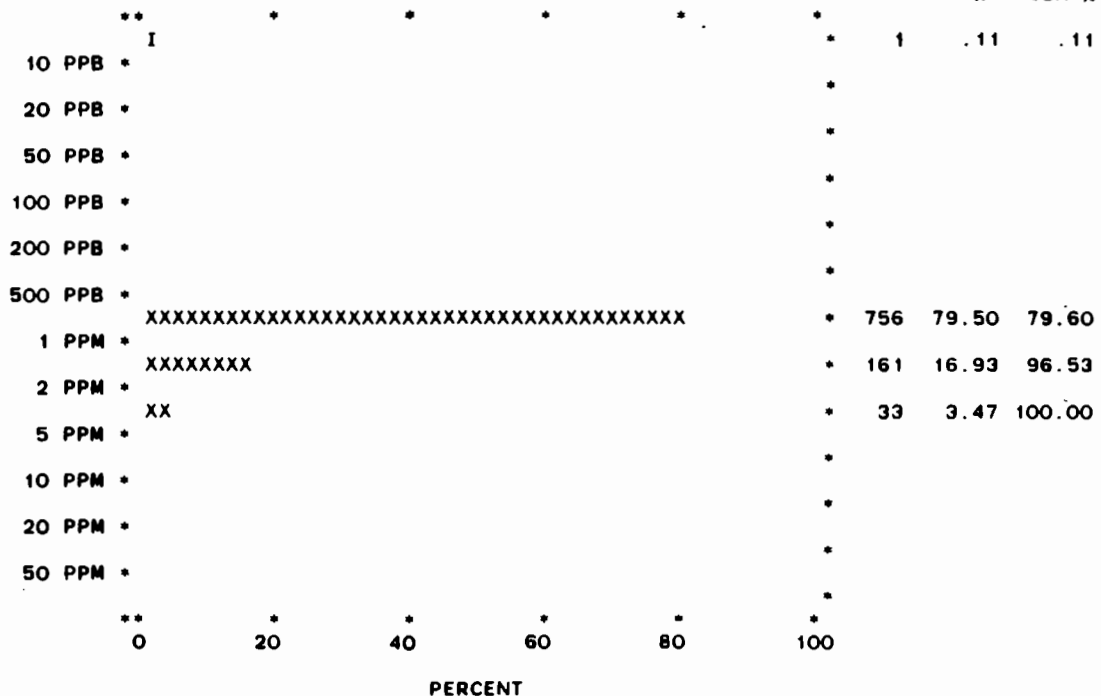
SUMMARY STATISTICS

	N	%	CUM %	
**				
I				
10 PPB *	1	.11	.11	TOTAL NUMBER OF SAMPLES 951
				NUMBER OF ZERO VALUE SAMPLES 1
				NUMBER OF NON-ZERO SAMPLES 950
20 PPB *				
50 PPB *				ARITHMETIC MEAN 8.7567
				VARIANCE 176.7959
100 PPB *				STANDARD DEVIATION 13.2965
				SKEW 18.8922
200 PPB *				EXCESS KURTOSIS 483.3766
I				
500 PPB *	5	.53	.63	COEFFICIENT OF VARIATION, % 230.9722
I				
1 PPM *	8	.84	1.47	STANDARD ERROR OF THE MEAN .4314
XXXXX				LOWER 95% LIMIT ON THE MEAN 4.9102
2 PPM *	93	9.78	11.25	UPPER 95% LIMIT ON THE MEAN 6.6032
XXXXXXXXXXXXXXXXXXXXXXXXXXXXXXXXXXXX				
5 PPM *	544	57.20	68.45	LOWER 95% LIMIT ON THE RANGE -20.3342
XXXXXXXXXXXXXXX				UPPER 95% LIMIT ON THE RANGE 31.8477
10 PPM *				
XXX				
20 PPM *	58	6.10	97.79	GEOMETRIC MEAN 4.1232
				LOG10 MEAN .6152
X				LOG10 VARIANCE .0860
50 PPM *	17	1.79	99.58	LOG10 STANDARD DEVIATION .2932
I				
100 PPM *	2	.21	99.79	STANDARD ERROR ON THE MEAN .0095
I				
200 PPM *	1	.11	99.89	LOWER 95% LIMIT ON THE MEAN 3.9498
I				
500 PPM *	1	.11	100.00	UPPER 95% LIMIT ON THE MEAN 4.3043
1000 PPM *				LOWER 95% LIMIT ON THE RANGE 1.0963
				UPPER 95% LIMIT ON THE RANGE 15.5074
2000 PPM *				
5000 PPM *				MINIMUM VALUE .5000
				25TH PERCENTILE OR 1ST QUARTILE 2.8000
				50TH PERCENTILE OR MEDIAN 3.7000
				75TH PERCENTILE OR 3RD QUARTILE 6.0000
**				80TH PERCENTILE 6.6000
0				90TH PERCENTILE 9.2000
20				95TH PERCENTILE 13.3000
40				98TH PERCENTILE 22.1000
60				99TH PERCENTILE 27.5000
80				MAXIMUM VALUE 350.0000
100				

PERCENT

VARIABLE NAME UNIT OF MEASUREMENT DATA SUBSET  
 MO PPM TOTAL

HISTOGRAM



SUMMARY STATISTICS

TOTAL NUMBER OF SAMPLES	951
NUMBER OF ZERO VALUE SAMPLES	1
NUMBER OF NON-ZERO SAMPLES	950
ARITHMETIC MEAN	1.2632
VARIANCE	.3690
STANDARD DEVIATION	.6075
SKEW	3.0108
EXCESS KURTOSIS	10.9426
COEFFICIENT OF VARIATION, %	48.0921
STANDARD ERROR OF THE MEAN	.0197
LOWER 95% LIMIT ON THE MEAN	1.2245
UPPER 95% LIMIT ON THE MEAN	1.3018
LOWER 95% LIMIT ON THE RANGE	.0711
UPPER 95% LIMIT ON THE RANGE	2.4552
GEOMETRIC MEAN	1.1762
LOG10 MEAN	.0705
LOG10 VARIANCE	.0215
LOG10 STANDARD DEVIATION	.1468
STANDARD ERROR ON THE MEAN	.0048
LOWER 95% LIMIT ON THE MEAN	1.1512
UPPER 95% LIMIT ON THE MEAN	1.2018
LOWER 95% LIMIT ON THE RANGE	.6060
UPPER 95% LIMIT ON THE RANGE	2.2831
MINIMUM VALUE	1.0000
25TH PERCENTILE OR 1ST QUANTILE	1.0000
50TH PERCENTILE OR MEDIAN	1.0000
75TH PERCENTILE OR 3RD QUANTILE	1.0000
80TH PERCENTILE	2.0000
90TH PERCENTILE	2.0000
95TH PERCENTILE	2.0000
98TH PERCENTILE	4.0000
99TH PERCENTILE	4.0000
MAXIMUM VALUE	5.0000

VARIABLE NAME            UNIT OF MEASUREMENT            DATA SUBSET  
 FE                            PCT                            TOTAL

HISTOGRAM

SUMMARY STATISTICS

			N	%	CUM %		
**	*	*	*	*	*	TOTAL NUMBER OF SAMPLES	951
I			*	1	.11	NUMBER OF ZERO VALUE SAMPLES	1
100 PPM *			*			NUMBER OF NON-ZERO SAMPLES	950
200 PPM *			*			ARITHMETIC MEAN	1.6617
500 PPM *			*			VARIANCE	.2905
1000 PPM *			*			STANDARD DEVIATION	.5390
I			*	1	.11	SKEW	1.8530
2000 PPM *			*	2	.21	EXCESS KURTOSIS	9.1252
I			*	2	.21	COEFFICIENT OF VARIATION, %	32.4356
5000 PPM *			*	65	6.83	STANDARD ERROR OF THE MEAN	.0175
XXX			*	706	74.24	LOWER 95% LIMIT ON THE MEAN	1.6274
1 PCT *	XXXXXXXXXXXXXXXXXXXXXXXXXXXXXXXXXXXX		*	706	74.24	UPPER 95% LIMIT ON THE MEAN	1.6960
2 PCT *	XXXXXXXXXXXX		*	173	18.19	LOWER 95% LIMIT ON THE RANGE	.6041
5 PCT *	XXXXXXXXXXXX		*	3	.32	UPPER 95% LIMIT ON THE RANGE	2.7193
I			*	3	.32	GEOMETRIC MEAN	1.5840
10 PCT *			*			LOG10 MEAN	.1998
20 PCT *			*			LOG10 VARIANCE	.0185
50 PCT *			*			LOG10 STANDARD DEVIATION	.1362
**	*	*	*	*	*	STANDARD ERROR ON THE MEAN	.0044
0	20	40	60	80	100	LOWER 95% LIMIT ON THE MEAN	1.5527
						UPPER 95% LIMIT ON THE MEAN	1.6160
						LOWER 95% LIMIT ON THE RANGE	.8562
						UPPER 95% LIMIT ON THE RANGE	2.9306
						MINIMUM VALUE	.1100
						25TH PERCENTILE OR 1ST QUARTILE	1.3000
						50TH PERCENTILE OR MEDIAN	1.6000
						75TH PERCENTILE OR 3RD QUARTILE	1.9000
						80TH PERCENTILE	2.0000
						90TH PERCENTILE	2.3000
						95TH PERCENTILE	2.6000
						98TH PERCENTILE	3.0000
						99TH PERCENTILE	3.4000
						MAXIMUM VALUE	5.9000

PERCENT

VARIABLE NAME UNIT OF MEASUREMENT DATA SUBSET  
 HG PPB TOTAL

HISTOGRAM

SUMMARY STATISTICS

					N	%	CUM %		
**	*	*	*	*	-			TOTAL NUMBER OF SAMPLES	951
I					*	1	.11	NUMBER OF ZERO VALUE SAMPLES	1
100 PPT *					*			NUMBER OF NON-ZERO SAMPLES	950
200 PPT *					*				
500 PPT *					*			ARITHMETIC MEAN	48.8021
1 PPB *					*			VARIANCE	3784.7595
2 PPB *					*			STANDARD DEVIATION	61.5204
I					*	1	.11	SKEW	9.1193
5 PPB *					*			EXCESS KURTOSIS	105.7668
X					*	15	1.58	COEFFICIENT OF VARIATION, %	126.0610
10 PPB *	XXXXXX				*	105	11.04	STANDARD ERROR OF THE MEAN	1.9960
20 PPB *	XXXXXXXXXXXXXXXXXXXXXXXXXXXX				*	526	55.31	LOWER 95% LIMIT ON THE MEAN	44.8855
50 PPB *	XXXXXXXXXXXXXXXXXXXXXXXXXXXX				*	269	28.29	UPPER 95% LIMIT ON THE MEAN	52.7187
100 PPB *	XXXXXXXXXXXXXXXXXXXX				*	23	2.42	LOWER 95% LIMIT ON THE RANGE	-71.9163
200 PPB *	X				*	7	.74	UPPER 95% LIMIT ON THE RANGE	169.5205
500 PPB *	I				*	4	.42	GEOMETRIC MEAN	38.5362
1 PPM *	I				*			LOG10 MEAN	1.5859
2 PPM *					*			LOG10 VARIANCE	.0708
5 PPM *					*			LOG10 STANDARD DEVIATION	.2657
**	*	*	*	*	*			STANDARD ERROR ON THE MEAN	.0086
0	20	40	60	80	100			LOWER 95% LIMIT ON THE MEAN	37.0641
								UPPER 95% LIMIT ON THE MEAN	40.0668
								LOWER 95% LIMIT ON THE RANGE	11.6013
								UPPER 95% LIMIT ON THE RANGE	128.0068
								MINIMUM VALUE	5.0000
								25TH PERCENTILE OR 1ST QUARTILE	26.0000
								50TH PERCENTILE OR MEDIAN	38.0000
								75TH PERCENTILE OR 3RD QUARTILE	56.0000
								80TH PERCENTILE	60.0000
								90TH PERCENTILE	77.0000
								95TH PERCENTILE	94.0000
								98TH PERCENTILE	130.0000
								99TH PERCENTILE	330.0000
								MAXIMUM VALUE	990.0000

PERCENT





VARIABLE NAME UNIT OF MEASUREMENT DATA SUBSET  
 F PPM TOTAL

HISTOGRAM

SUMMARY STATISTICS

	N	%	CUM %		
**					
I					
1 PPM *	3	.32	.32	TOTAL NUMBER OF SAMPLES	951
2 PPM *				NUMBER OF ZERO VALUE SAMPLES	3
5 PPM *				NUMBER OF NON-ZERO SAMPLES	948
10 PPM *				ARITHMETIC MEAN	379.5359
20 PPM *				VARIANCE	13963.8815
50 PPM *				STANDARD DEVIATION	118.1689
100 PPM *				SKEW	1.5249
200 PPM *				EXCESS KURTOSIS	7.5438
500 PPM *	3	.32	.63	COEFFICIENT OF VARIATION, %	31.1351
1000 PPM *				STANDARD ERROR OF THE MEAN	3.8379
2000 PPM *	12	1.26	1.89	LOWER 95% LIMIT ON THE MEAN	372.0048
5000 PPM *	801	84.23	86.12	UPPER 95% LIMIT ON THE MEAN	387.0669
1 PCT *				LOWER 95% LIMIT ON THE RANGE	147.6578
2 PCT *	131	13.77	99.89	UPPER 95% LIMIT ON THE RANGE	611.4139
5 PCT *	1	.11	100.00	GEOMETRIC MEAN	362.4340
				LOG10 MEAN	2.5592
				LOG10 VARIANCE	.0183
				LOG10 STANDARD DEVIATION	.1352
				STANDARD ERROR ON THE MEAN	.0044
				LOWER 95% LIMIT ON THE MEAN	355.3151
				UPPER 95% LIMIT ON THE MEAN	369.6956
				LOWER 95% LIMIT ON THE RANGE	196.7738
				UPPER 95% LIMIT ON THE RANGE	667.5606
				MINIMUM VALUE	40.0000
				25TH PERCENTILE OR 1ST QUARTILE	300.0000
				50TH PERCENTILE OR MEDIAN	360.0000
				75TH PERCENTILE OR 3RD QUARTILE	440.0000
				80TH PERCENTILE	480.0000
				90TH PERCENTILE	520.0000
				95TH PERCENTILE	600.0000
				98TH PERCENTILE	680.0000
				99TH PERCENTILE	720.0000
				MAXIMUM VALUE	1440.0000

PERCENT

VARIABLE NAME UNIT OF MEASUREMENT DATA SUBSET  
 V PPM TOTAL

HISTOGRAM

SUMMARY STATISTICS

	N	%	CUM %		
**					
I					
100 PPB *	1	.11	.11	TOTAL NUMBER OF SAMPLES	951
200 PPB *				NUMBER OF ZERO VALUE SAMPLES	1
500 PPB *				NUMBER OF NON-ZERO SAMPLES	950
1 PPM *				ARITHMETIC MEAN	38.3705
2 PPM *				VARIANCE	213.9321
5 PPM *				STANDARD DEVIATION	14.6264
10 PPM *				SKEW	3.8354
20 PPM *				EXCESS KURTOSIS	39.5494
50 PPM *				COEFFICIENT OF VARIATION, %	38.1189
100 PPM *	1	.11	.21	STANDARD ERROR OF THE MEAN	.4745
200 PPM *	49	5.15	5.36	LOWER 95% LIMIT ON THE MEAN	37.4394
500 PPM *	775	81.49	86.86	UPPER 95% LIMIT ON THE MEAN	39.3017
1000 PPM *	122	12.83	99.68	LOWER 95% LIMIT ON THE RANGE	9.6698
2000 PPM *	2	.21	99.89	UPPER 95% LIMIT ON THE RANGE	67.0712
5000 PPM *	1	.11	100.00	GEOMETRIC MEAN	36.2932
**				LOG10 MEAN	1.5598
0				LOG10 VARIANCE	.0199
20				LOG10 STANDARD DEVIATION	.1411
40				STANDARD ERROR ON THE MEAN	.0046
60				LOWER 95% LIMIT ON THE MEAN	35.5505
80				UPPER 95% LIMIT ON THE MEAN	37.0515
100				LOWER 95% LIMIT ON THE RANGE	19.1884
				UPPER 95% LIMIT ON THE RANGE	68.6455
				MINIMUM VALUE	10.0000
				25TH PERCENTILE OR 1ST QUARTILE	30.0000
				50TH PERCENTILE OR MEDIAN	35.0000
				75TH PERCENTILE OR 3RD QUARTILE	45.0000
				80TH PERCENTILE	45.0000
				90TH PERCENTILE	55.0000
				95TH PERCENTILE	65.0000
				98TH PERCENTILE	70.0000
				99TH PERCENTILE	83.0000
				MAXIMUM VALUE	238.0000

PERCENT

VARIABLE NAME UNIT OF MEASUREMENT DATA SUBSET  
 CD PPM TOTAL

HISTOGRAM

SUMMARY STATISTICS

			N	%	CUM %		
**	*	*	*	*	*	TOTAL NUMBER OF SAMPLES	951
I						NUMBER OF ZERO VALUE SAMPLES	1
1 PPB *			1	.11	.11	NUMBER OF NON-ZERO SAMPLES	950
2 PPB *							
5 PPB *						ARITHMETIC MEAN	.1609
10 PPB *						VARIANCE	.0371
20 PPB *						STANDARD DEVIATION	.1925
50 PPB *						SKEW	9.1606
100 PPB *	XXXXXXXXXXXXXXXXXXXXXXXXXXXXXXXXXXXX		687	72.24	72.34	EXCESS KURTOSIS	127.9264
200 PPB *	XXXXXXXXXX		186	19.56	91.90	COEFFICIENT OF VARIATION, %	119.6294
500 PPB *	.XXX		51	5.36	97.27	STANDARD ERROR OF THE MEAN	.0062
1 PPM *	X		23	2.42	99.68	LOWER 95% LIMIT ON THE MEAN	.1487
2 PPM *	I		1	.11	99.79	UPPER 95% LIMIT ON THE MEAN	.1732
5 PPM *	I		2	.21	100.00	LOWER 95% LIMIT ON THE RANGE	-.2169
10 PPM *						UPPER 95% LIMIT ON THE RANGE	.5388
20 PPM *						GEOMETRIC MEAN	.1311
50 PPM *						LOG10 MEAN	-.8824
**	*	*	*	*	*	LOG10 VARIANCE	.0497
0	20	40	60	80	100	LOG10 STANDARD DEVIATION	.2229
						STANDARD ERROR ON THE MEAN	.0072
						LOWER 95% LIMIT ON THE MEAN	.1269
						UPPER 95% LIMIT ON THE MEAN	.1355
						LOWER 95% LIMIT ON THE RANGE	.0479
						UPPER 95% LIMIT ON THE RANGE	.3589
						MINIMUM VALUE	.1000
						25TH PERCENTILE OR 1ST QUARTILE	.1000
						50TH PERCENTILE OR MEDIAN	.1000
						75TH PERCENTILE OR 3RD QUARTILE	.2000
						80TH PERCENTILE	.2000
						90TH PERCENTILE	.2000
						95TH PERCENTILE	.4000
						98TH PERCENTILE	.8000
						99TH PERCENTILE	1.0000
						MAXIMUM VALUE	3.6000

PERCENT

VARIABLE NAME UNIT OF MEASUREMENT DATA SUBSET  
 W PPM TOTAL

HISTOGRAM

SUMMARY STATISTICS

			N	%	CUM %		
**	*	*	*	*	*	TOTAL NUMBER OF SAMPLES	951
I						NUMBER OF ZERO VALUE SAMPLES	2
10 PPB *			2	.21	.21	NUMBER OF NON-ZERO SAMPLES	949
20 PPB *						ARITHMETIC MEAN	1.6870
50 PPB *						VARIANCE	6.6773
100 PPB *						STANDARD DEVIATION	2.5840
200 PPB *						SKEW	10.5474
500 PPB *						EXCESS KURTOSIS	142.0825
XXXXXXXXXXXXXXXXXXXXXXXXXXXXXXXXXXXX						COEFFICIENT OF VARIATION, %	153.1702
1 PPM *			701	73.71	73.92	STANDARD ERROR OF THE MEAN	.0839
XXXXXX						LOWER 95% LIMIT ON THE MEAN	1.5224
2 PPM *			109	11.46	85.38	UPPER 95% LIMIT ON THE MEAN	1.8516
XXXXXX						LOWER 95% LIMIT ON THE RANGE	-3.3835
5 PPM *			116	12.20	97.58	UPPER 95% LIMIT ON THE RANGE	6.7576
X							
10 PPM *			15	1.58	99.16		
I						GEOMETRIC MEAN	1.3211
20 PPM *			3	.32	99.47	LOG10 MEAN	.1209
I						LOG10 VARIANCE	.0547
50 PPM *			5	.53	100.00	LOG10 STANDARD DEVIATION	.2340
100 PPM *						STANDARD ERROR ON THE MEAN	.0076
						LOWER 95% LIMIT ON THE MEAN	1.2766
200 PPM *						UPPER 95% LIMIT ON THE MEAN	1.3673
500 PPM *						LOWER 95% LIMIT ON THE RANGE	.4590
						UPPER 95% LIMIT ON THE RANGE	3.8023
**	*	*	*	*	*		
0	20	40	60	80	100		
						MINIMUM VALUE	1.0000
						25TH PERCENTILE OR 1ST QUARTILE	1.0000
						50TH PERCENTILE OR MEDIAN	1.0000
						75TH PERCENTILE OR 3RD QUARTILE	2.0000
						80TH PERCENTILE	2.0000
						90TH PERCENTILE	3.0000
						95TH PERCENTILE	3.0000
						98TH PERCENTILE	7.0000
						99TH PERCENTILE	10.0000
						MAXIMUM VALUE	44.0000

PERCENT

VARIABLE NAME SN UNIT OF MEASUREMENT DATA SUBSET TOTAL

HISTOGRAM

SUMMARY STATISTICS

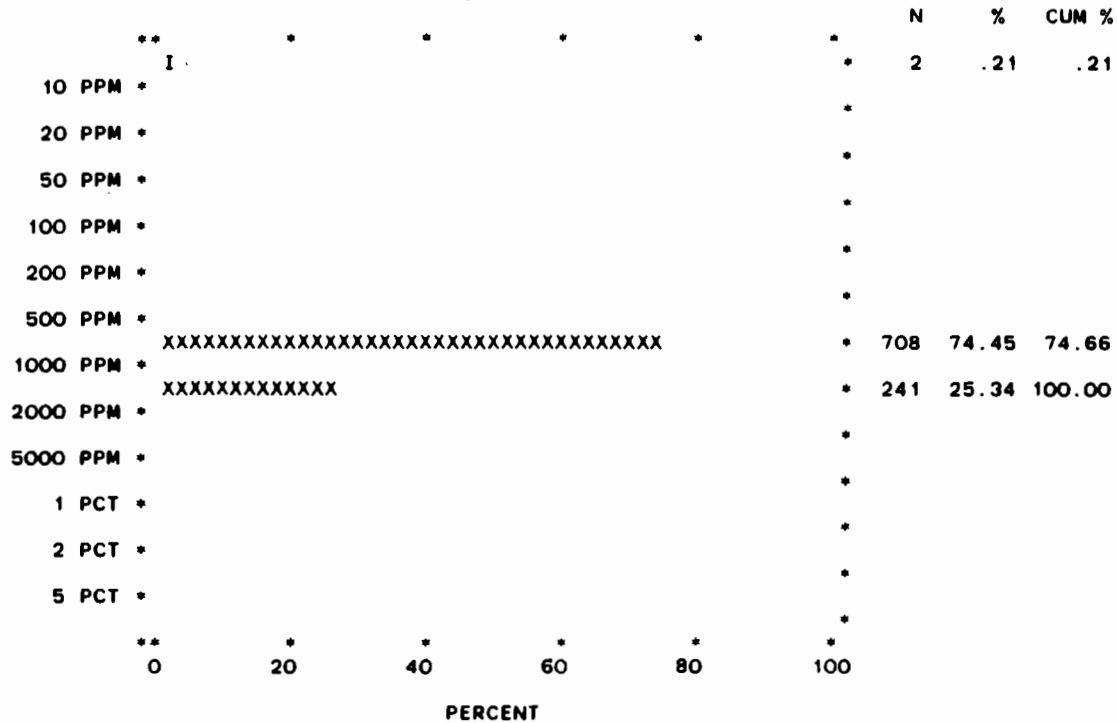
			N	%	CUM %		
**	*	*	*	*	*	TOTAL NUMBER OF SAMPLES	951
I						NUMBER OF ZERO VALUE SAMPLES	1
10 PPB *			1	.11	.11	NUMBER OF NON-ZERO SAMPLES	950
20 PPB *						ARITHMETIC MEAN	.8153
50 PPB *						VARIANCE	.4324
100 PPB *						STANDARD DEVIATION	.6576
200 PPB *						SKEW	3.8344
500 PPB *	XXXXXXXXXXXXXXXXXXXXXXXXXXXXXXXXXXXX		619	65.09	65.19	EXCESS KURTOSIS	19.8721
1 PPM *	XXXXXXXXXXXX		242	25.45	90.64	COEFFICIENT OF VARIATION, %	80.6557
2 PPM *	XXX		64	6.73	97.37	STANDARD ERROR OF THE MEAN	.0213
5 PPM *	X		22	2.31	99.68	LOWER 95% LIMIT ON THE MEAN	.7734
10 PPM *	I		3	.32	100.00	UPPER 95% LIMIT ON THE MEAN	.8571
20 PPM *						LOWER 95% LIMIT ON THE RANGE	-.4750
50 PPM *						UPPER 95% LIMIT ON THE RANGE	2.1056
**	*	*	*	*	*	GEOMETRIC MEAN	.6902
0	20	40	60	80	100	LOG10 MEAN	-.1610
						LOG10 VARIANCE	.0480
						LOG10 STANDARD DEVIATION	.2191
						STANDARD ERROR ON THE MEAN	.0071
						LOWER 95% LIMIT ON THE MEAN	.6684
						UPPER 95% LIMIT ON THE MEAN	.7128
						LOWER 95% LIMIT ON THE RANGE	.2565
						UPPER 95% LIMIT ON THE RANGE	1.8574
						MINIMUM VALUE	.5000
						25TH PERCENTILE OR 1ST QUARTILE	.5000
						50TH PERCENTILE OR MEDIAN	.5000
						75TH PERCENTILE OR 3RD QUARTILE	1.0000
						80TH PERCENTILE	1.0000
						90TH PERCENTILE	1.0000
						95TH PERCENTILE	2.0000
						98TH PERCENTILE	3.0000
						99TH PERCENTILE	4.0000
						MAXIMUM VALUE	6.0000

PERCENT



VARIABLE NAME      UNIT OF MEASUREMENT      DATA SUBSET  
 BA                      PPM                      TOTAL

HISTOGRAM



SUMMARY STATISTICS

TOTAL NUMBER OF SAMPLES	951
NUMBER OF ZERO VALUE SAMPLES	2
NUMBER OF NON-ZERO SAMPLES	949
ARITHMETIC MEAN	953.9094
VARIANCE	22015.6078
STANDARD DEVIATION	148.3766
SKEW	1.4910
EXCESS KURTOSIS	6.1533
COEFFICIENT OF VARIATION, %	15.5546
STANDARD ERROR OF THE MEAN	4.8165
LOWER 95% LIMIT ON THE MEAN	944.4582
UPPER 95% LIMIT ON THE MEAN	963.3606
LOWER 95% LIMIT ON THE RANGE	662.7567
UPPER 95% LIMIT ON THE RANGE	1245.0621
GEOMETRIC MEAN	943.3500
LOG10 MEAN	2.9747
LOG10 VARIANCE	.0041
LOG10 STANDARD DEVIATION	.0640
STANDARD ERROR ON THE MEAN	.0021
LOWER 95% LIMIT ON THE MEAN	934.5416
UPPER 95% LIMIT ON THE MEAN	952.2415
LOWER 95% LIMIT ON THE RANGE	706.5825
UPPER 95% LIMIT ON THE RANGE	1259.4555
MINIMUM VALUE	520.0000
25TH PERCENTILE OR 1ST QUARTILE	880.0000
50TH PERCENTILE OR MEDIAN	940.0000
75TH PERCENTILE OR 3RD QUARTILE	1020.0000
80TH PERCENTILE	1040.0000
90TH PERCENTILE	1120.0000
95TH PERCENTILE	1200.0000
98TH PERCENTILE	1340.0000
99TH PERCENTILE	1500.0000
MAXIMUM VALUE	1980.0000

VARIABLE NAME      UNIT OF MEASUREMENT      DATA SUBSET  
 AU                      PPB                      TOTAL

HISTOGRAM

SUMMARY STATISTICS

		N	%	CUM %			
**	*				TOTAL NUMBER OF SAMPLES	951	
10 PPT *	X	10	1.05	1.05	NUMBER OF ZERO VALUE SAMPLES	91	
20 PPT *	*				NUMBER OF NON-ZERO SAMPLES	941	
50 PPT *	*				ARITHMETIC MEAN	8.2115	
100 PPT *	*				VARIANCE	2741.2116	
200 PPT *	*				STANDARD DEVIATION	52.3566	
500 PPT *	XXXXXXXXXXXXXXXXXXXXXXXXXXXX	504	53.00	54.05	SKEW	16.3071	
1 PPB *	XXXXX	88	9.25	63.30	EXCESS KURTOSIS	315.9171	
2 PPB *	XXXXXX	121	12.72	76.03	COEFFICIENT OF VARIATION, %	637.6025	
5 PPB *	XXXXXX	105	11.04	87.07	STANDARD ERROR OF THE MEAN	1.7068	
10 PPB *	XX	36	3.79	90.85	LOWER 95% LIMIT ON THE MEAN	4.8623	
20 PPB *	XX	31	3.26	94.11	UPPER 95% LIMIT ON THE MEAN	11.5607	
50 PPB *	XX	29	3.05	97.16	LOWER 95% LIMIT ON THE RANGE	-94.5276	
100 PPB *	X	14	1.47	98.63	UPPER 95% LIMIT ON THE RANGE	110.9505	
200 PPB *	I	8	.84	99.47	GEOMETRIC MEAN	1.3134	
500 PPB *	I	3	.32	99.79	LOG10 MEAN	.1184	
1 PPM *	I	1	.11	99.89	LOG10 VARIANCE	.3546	
2 PPM *	I	1	.11	100.00	LOG10 STANDARD DEVIATION	.5954	
5 PPM *	*				STANDARD ERROR ON THE MEAN	.0194	
10 PPM *	*				LOWER 95% LIMIT ON THE MEAN	1.2032	
20 PPM *	*				UPPER 95% LIMIT ON THE MEAN	1.4338	
50 PPM *	*				LOWER 95% LIMIT ON THE RANGE	.0891	
**	*				UPPER 95% LIMIT ON THE RANGE	19.3573	
0	20	40	60	80	100	MINIMUM VALUE	.5000
						25TH PERCENTILE OR 1ST QUARTILE	.5000
						50TH PERCENTILE OR MEDIAN	.5000
						75TH PERCENTILE OR 3RD QUARTILE	2.0000
						80TH PERCENTILE	3.0000
						90TH PERCENTILE	9.0000
						95TH PERCENTILE	24.0000
						98TH PERCENTILE	80.0000
						99TH PERCENTILE	145.0000
						MAXIMUM VALUE	1175.0000

PERCENT

VARIABLE NAME UNIT OF MEASUREMENT DATA SUBSET  
 F-W PPB TOTAL

HISTOGRAM

SUMMARY STATISTICS

	N	%	CUM %		
**				TOTAL NUMBER OF SAMPLES	951
* X				NUMBER OF ZERO VALUE SAMPLES	28
1 PPB *	28	2.94	2.94	NUMBER OF NON-ZERO SAMPLES	923
2 PPB *					
5 PPB *				ARITHMETIC MEAN	125.4193
10 PPB *				VARIANCE	17175.5670
20 PPB *				STANDARD DEVIATION	131.0556
50 PPB *				SKEW	7.6429
100 PPB *				EXCESS KURTOSIS	94.4487
200 PPB *					
500 PPB *				COEFFICIENT OF VARIATION, %	104.4940
1 PPM *	129	13.56	16.51	STANDARD ERROR OF THE MEAN	4.3137
2 PPM *				LOWER 95% LIMIT ON THE MEAN	116.9541
5 PPM *				UPPER 95% LIMIT ON THE MEAN	133.8845
10 PPM *					
20 PPM *				LOWER 95% LIMIT ON THE RANGE	-131.7622
50 PPM *				UPPER 95% LIMIT ON THE RANGE	382.6008
1 PPM *	8	.84	99.58		
2 PPM *				GEOMETRIC MEAN	99.6252
5 PPM *				LOG10 MEAN	1.9984
10 PPM *				LOG10 VARIANCE	.0722
20 PPM *				LOG10 STANDARD DEVIATION	.2688
50 PPM *					
1 PPM *	3	.32	99.89	STANDARD ERROR ON THE MEAN	.0088
2 PPM *				LOWER 95% LIMIT ON THE MEAN	95.7213
5 PPM *				UPPER 95% LIMIT ON THE MEAN	103.6884
10 PPM *					
20 PPM *				LOWER 95% LIMIT ON THE RANGE	29.5753
50 PPM *				UPPER 95% LIMIT ON THE RANGE	335.5898
**					
0				MINIMUM VALUE	26.0000
20				25TH PERCENTILE OR 1ST QUARTILE	66.0000
40				50TH PERCENTILE OR MEDIAN	94.0000
60				75TH PERCENTILE OR 3RD QUARTILE	140.0000
80				80TH PERCENTILE	160.0000
100				90TH PERCENTILE	220.0000
				95TH PERCENTILE	300.0000
				98TH PERCENTILE	440.0000
				99TH PERCENTILE	640.0000
				MAXIMUM VALUE	2260.0000

PERCENT



SUMMARY STATISTICS

SUBSET	VARIABLE	UNITS	N	ARITH MEAN	STD DEV	CV %	SKEW	EXCESS KURT	95% LIMITS ON MEAN	GEOM MEAN	LOG 10 MEAN	STD DEV	95% LIMITS ON MEAN		
TOTAL	ZN	PPM	950	47.6	23.0	48.3	5.54	53.37	46.2	49.1	44.5	1.6486	.1488	43.6	45.5
TOTAL	CU	PPM	950	14.7	7.03	47.7	1.98	7.01	14.3	15.2	13.4	1.1278	.1847	13.1	13.8
TOTAL	PB	PPM	950	4.13	9.51	230.5	10.59	139.09	3.52	4.73	2.53	.4033	.3476	2.41	2.66
TOTAL	NI	PPM	950	18.0	20.3	112.3	5.28	44.15	16.7	19.3	13.3	1.1235	.3135	12.7	13.9
TOTAL	CO	PPM	950	7.06	3.02	42.8	1.49	3.70	6.86	7.25	6.50	.8131	.1742	6.34	6.67
TOTAL	AG	PPM	950	.115	.770E-01	66.7	10.10	120.13	.111	.120	.109	-.9645	.1186	.107	.110
TOTAL	MN	PPM	950	432.	643.	148.8	10.51	149.25	391.	473.	332.	2.5218	.2584	320.	345.
TOTAL	AS	PPM	950	5.76	13.3	231.0	19.89	483.38	4.91	6.60	4.12	.6152	.2932	3.95	4.30
TOTAL	MO	PPM	950	1.26	.607	48.1	3.01	10.94	1.22	1.30	1.18	.0705	.1468	1.15	1.20
TOTAL	FE	PCT	950	1.66	.539	32.4	1.85	9.13	1.63	1.70	1.58	.1998	.1362	1.55	1.62
TOTAL	HG	PPB	950	48.8	61.5	126.1	9.12	105.77	44.9	52.7	38.5	1.5859	.2657	37.1	40.1
TOTAL	LOI	PCT	949	5.86	3.85	65.8	2.06	6.47	5.61	6.10	4.89	.6890	.2636	4.70	5.08
TOTAL	U	PPM	950	3.32	2.34	70.5	5.40	41.58	3.17	3.46	2.94	.4679	.1921	2.86	3.02
TOTAL	F	PPM	948	380.	118.	31.1	1.52	7.54	372.	387.	362.	2.5592	.1352	355.	370.
TOTAL	V	PPM	950	38.4	14.6	38.1	3.84	39.55	37.4	39.3	36.3	1.5598	.1411	35.6	37.1
TOTAL	CD	PPM	950	.161	.193	119.6	9.16	127.93	.149	.173	.131	-.8824	.2229	.127	.135
TOTAL	W	PPM	949	1.69	2.58	153.2	10.55	142.08	1.52	1.85	1.32	.1209	.2340	1.28	1.37
TOTAL	SN	PPM	950	.815	.658	80.7	3.83	19.87	.773	.857	.690	-.1610	.2191	.668	.713
TOTAL	SB	PPM	950	.667	5.53	828.7	30.34	926.99	.315	1.02	.371	-.4310	.3106	.354	.388
TOTAL	BA	PPM	949	954.	148.	15.6	1.49	6.15	944.	963.	943.	2.9747	.0640	935.	952.

SUBSET	VARIABLE	UNITS	N	MIN VALUE	PERCENTILE								MAX VALUE
					25TH	50TH	75TH	80TH	90TH	95TH	98TH	99TH	
TOTAL	ZN	PPM	950	6.000	37.000	43.000	53.000	55.000	65.000	76.000	100.000	150.000	370.000
TOTAL	CU	PPM	950	4.000	10.000	13.000	17.000	19.000	24.000	28.000	34.000	40.000	68.000
TOTAL	PB	PPM	950	1.000	1.000	2.000	4.000	4.000	6.000	10.000	21.000	36.000	160.000
TOTAL	NI	PPM	950	2.000	8.000	13.000	19.000	22.000	33.000	53.000	80.000	93.000	270.000
TOTAL	CO	PPM	950	2.000	5.000	6.000	8.000	9.000	11.000	13.000	16.000	17.000	27.000
TOTAL	AG	PPM	950	.100	.100	.100	.100	.100	.200	.200	.200	.200	1.200
TOTAL	MN	PPM	950	70.000	230.000	310.000	426.000	470.000	666.000	900.000	2000.000	2850.000	11800.000
TOTAL	AS	PPM	950	.500	2.800	3.700	6.000	6.600	9.200	13.300	22.100	27.500	350.000
TOTAL	MO	PPM	950	1.000	1.000	1.000	1.000	2.000	2.000	2.000	4.000	4.000	5.000
TOTAL	FE	PCT	950	.110	1.300	1.600	1.900	2.000	2.300	2.600	3.000	3.400	5.900
TOTAL	HG	PPB	950	5.000	26.000	38.000	56.000	60.000	77.000	94.000	130.000	330.000	990.000
TOTAL	LOI	PCT	949	.500	3.400	4.900	7.200	8.000	10.600	13.200	16.800	20.000	31.600
TOTAL	U	PPM	950	1.000	2.200	2.800	3.700	4.000	4.800	6.000	10.400	13.800	28.800
TOTAL	F	PPM	948	40.000	300.000	360.000	440.000	480.000	520.000	600.000	680.000	720.000	1440.000
TOTAL	V	PPM	950	10.000	30.000	35.000	45.000	45.000	55.000	65.000	70.000	83.000	238.000
TOTAL	CD	PPM	950	.100	.100	.100	.200	.200	.200	.400	.800	1.000	3.600
TOTAL	W	PPM	949	1.000	1.000	1.000	2.000	2.000	3.000	3.000	7.000	10.000	44.000
TOTAL	SN	PPM	950	.500	.500	.500	1.000	1.000	1.000	2.000	3.000	4.000	6.000
TOTAL	SB	PPM	950	.100	.200	.400	.500	.600	.900	1.300	2.200	3.500	170.000
TOTAL	BA	PPM	949	520.000	880.000	940.000	1020.000	1040.000	1120.000	1200.000	1340.000	1500.000	1980.000

SUMMARY STATISTICS

SUBSET	VARIABLE	UNITS	N	ARITH MEAN	STD DEV	CV %	SKEW	EXCESS KURT	95% LIMITS ON MEAN	GEOM MEAN	LOG 10 MEAN	STD DEV	95% LIMITS ON MEAN
TOTAL	AU	PPB	941	8.21	52.4	637.6	16.31	315.92	4.86 11.6	1.31	.1184	.5954	1.20 1.43
TOTAL	F-W	PPB	923	125.	131.	104.5	7.64	94.45	117. 134.	99.6	1.9984	.2688	95.7 104.
TOTAL	U-W	PPB	923	.506	.957	189.1	3.25	13.53	.444 .568	.129	-.8898	.7310	.116 .144

SUBSET	VARIABLE	UNITS	N	MIN VALUE	----- PERCENTILE -----								MAX VALUE
					25TH	50TH	75TH	80TH	90TH	95TH	98TH	99TH	
TOTAL	AU	PPB	941	.500	.500	.500	2.000	3.000	9.000	24.000	80.000	145.000	1175.000
TOTAL	F-W	PPB	923	26.000	66.000	94.000	140.000	160.000	220.000	300.000	440.000	640.000	2260.000
TOTAL	U-W	PPB	923	.020	.020	.110	.460	.650	1.600	2.600	4.000	4.300	8.400

SUMMARY STATISTICS

SUBSET	VARIABLE	UNITS	N	ARITH MEAN	STD DEV	CV %	SKEW	EXCESS KURT	95% LIMITS ON MEAN	GEOM MEAN	LOG 10 MEAN	STD DEV	95% LIMITS ON MEAN		
RS	ZN	PPM	13	44.4	4.98	11.2	.70	-.70	41.4	47.4	44.1	1.6448	.0473	41.3	47.1
OMCV	ZN	PPM	172	47.4	12.1	25.6	1.25	2.68	45.6	49.2	46.0	1.6629	.1042	44.4	47.7
EMN	ZN	PPM	19	49.8	9.06	18.2	.21	-.41	45.5	54.2	49.1	1.6907	.0800	44.9	59.6
TVA	ZN	PPM	10	49.2	11.8	24.1	.79	-.45	40.9	57.5	48.0	1.6814	.0994	40.9	56.4
KY	ZN	PPM	25	84.5	75.4	89.2	2.56	6.49	53.4	116.	66.8	1.8248	.2817	51.1	87.3
KQM	ZN	PPM	182	43.6	15.8	36.3	2.81	13.36	41.3	45.9	41.5	1.6177	.1312	39.7	43.3
JKT	ZN	PPM	4	47.8	11.3	23.7	.57	-1.13	32.1	63.4	46.8	1.6702	.0895	34.1	64.3
JL	ZN	PPM	33	49.5	24.0	48.6	2.99	11.96	40.9	58.0	45.0	1.6529	.2061	38.0	53.2
TV	ZN	PPM	46	44.3	13.1	29.6	2.10	6.06	40.4	48.2	42.8	1.6315	.1108	39.7	48.2
TGDN	ZN	PPM	37	46.6	10.7	22.9	.43	.05	43.0	50.2	45.4	1.6572	.1006	42.0	49.1
MQM	ZN	PPM	11	42.3	20.1	47.5	1.45	1.35	28.9	55.6	38.9	1.5899	.1775	29.7	51.0
MGDN	ZN	PPM	66	40.3	13.4	33.2	2.24	6.42	37.0	43.6	38.6	1.5870	.1213	36.1	41.4
CPSN	ZN	PPM	187	50.7	25.9	51.2	3.59	15.36	47.0	54.4	47.0	1.6718	.1536	44.6	49.4
PM	ZN	PPM	11	31.9	9.44	29.6	.65	-.71	25.6	38.2	30.7	1.4875	.1240	25.4	37.1
PGDN	ZN	PPM	28	57.2	37.5	65.6	3.08	10.87	42.7	71.7	50.4	1.7024	.2038	42.0	60.4
HCSN	ZN	PPM	101	46.0	18.2	39.7	1.05	1.13	42.4	49.6	42.8	1.6310	.1661	39.6	46.1

SUBSET	VARIABLE	UNITS	N	MIN VALUE	----- PERCENTILE -----								MAX VALUE	
					25TH	50TH	75TH	80TH	90TH	95TH	98TH	99TH		
RS	ZN	PPM	13	38.000	41.000	43.000	50.000	50.000	54.000	54.000	54.000	54.000	54.000	54.000
OMCV	ZN	PPM	172	29.000	39.000	45.000	54.000	57.000	61.000	70.000	86.000	95.000	100.000	100.000
EMN	ZN	PPM	19	35.000	45.000	53.000	55.000	57.000	62.000	70.000	70.000	70.000	70.000	70.000
TVA	ZN	PPM	10	35.000	40.000	45.000	60.000	60.000	73.000	73.000	73.000	73.000	73.000	73.000
KY	ZN	PPM	25	14.000	50.000	57.000	80.000	98.000	200.000	370.000	370.000	370.000	370.000	370.000
KQM	ZN	PPM	182	19.000	35.000	41.000	48.000	50.000	59.000	75.000	88.000	120.000	150.000	150.000
JKT	ZN	PPM	4	37.000	42.000	49.000	63.000	63.000	63.000	63.000	63.000	63.000	63.000	63.000
JL	ZN	PPM	33	6.000	40.000	44.000	52.000	53.000	74.000	80.000	160.000	160.000	160.000	160.000
TV	ZN	PPM	46	27.000	36.000	43.000	47.000	50.000	58.000	75.000	100.000	100.000	100.000	100.000
TGDN	ZN	PPM	37	27.000	39.000	46.000	54.000	56.000	59.000	68.000	75.000	75.000	75.000	75.000
MQM	ZN	PPM	11	26.000	29.000	32.000	52.000	59.000	92.000	92.000	92.000	92.000	92.000	92.000
MGDN	ZN	PPM	66	20.000	33.000	37.000	42.000	46.000	55.000	69.000	100.000	100.000	100.000	100.000
CPSN	ZN	PPM	187	25.000	37.000	44.000	55.000	58.000	70.000	87.000	150.000	190.000	200.000	200.000
PM	ZN	PPM	11	21.000	24.000	33.000	37.000	45.000	50.000	50.000	50.000	50.000	50.000	50.000
PGDN	ZN	PPM	28	25.000	38.000	49.000	67.000	69.000	95.000	220.000	220.000	220.000	220.000	220.000
HCSN	ZN	PPM	101	20.000	34.000	43.000	55.000	59.000	71.000	84.000	99.000	110.000	110.000	110.000

SUMMARY STATISTICS

SUBSET	VARIABLE	UNITS	N	ARITH MEAN	STD DEV	CV %	SKEW	EXCESS KURT	95% LIMITS ON MEAN	GEOM MEAN	LOG 10 MEAN	STD DEV	95% LIMITS ON MEAN		
RS	CU	PPM	13	16.2	3.29	20.4	.17	-.88	14.2	18.1	15.8	1.1998	.0898	14.0	17.9
OMCV	CU	PPM	172	15.1	5.52	36.6	1.03	1.38	14.3	15.9	14.2	1.1508	.1565	13.4	14.9
EMN	CU	PPM	19	14.2	5.15	36.2	.56	-.15	11.7	16.7	13.3	1.1242	.1666	11.1	18.0
TVA	CU	PPM	10	14.3	2.11	14.8	.56	-1.05	12.8	15.8	14.2	1.1512	.0624	12.8	15.7
KY	CU	PPM	25	20.1	13.4	66.5	2.20	4.89	14.6	25.6	17.4	1.2398	.2205	14.1	21.4
KQM	CU	PPM	182	12.7	6.24	49.3	2.39	9.02	11.8	13.6	11.5	1.0620	.1826	10.8	12.3
JKT	CU	PPM	4	14.0	6.93	49.5	.89	-.81	4.38	23.6	12.9	1.1104	.1981	6.85	24.3
JL	CU	PPM	33	15.9	5.13	32.3	.83	.14	14.1	17.7	15.2	1.1810	.1349	13.6	16.9
TV	CU	PPM	46	19.2	7.62	39.8	.90	.04	16.9	21.4	17.8	1.2511	.1636	15.9	19.9
TGDN	CU	PPM	37	18.3	9.95	54.3	1.70	2.20	15.0	21.6	16.4	1.2152	.1961	14.1	19.1
MQM	CU	PPM	11	12.9	5.54	42.9	2.50	4.87	9.23	16.6	12.2	1.0871	.1358	9.93	15.0
MGDN	CU	PPM	66	14.1	7.30	51.8	1.63	1.84	12.3	15.9	12.7	1.1043	.1886	11.4	14.1
CPSN	CU	PPM	187	15.6	7.38	47.3	1.68	4.97	14.5	16.7	14.2	1.1510	.1893	13.3	15.1
PM	CU	PPM	11	9.27	3.07	33.1	.25	-.80	7.24	11.3	8.80	.9445	.1499	7.00	11.1
PGDN	CU	PPM	28	14.3	7.62	53.5	1.87	4.25	11.3	17.2	12.8	1.1063	.1998	10.7	15.3
HCSN	CU	PPM	101	12.5	5.24	41.9	.89	.18	11.5	13.5	11.5	1.0617	.1765	10.6	12.5

SUBSET	VARIABLE	UNITS	N	MIN VALUE	----- PERCENTILE -----								MAX VALUE	
					25TH	50TH	75TH	80TH	90TH	95TH	98TH	99TH		
RS	CU	PPM	13	11.000	14.000	16.000	20.000	20.000	22.000	22.000	22.000	22.000	22.000	22.000
OMCV	CU	PPM	172	5.000	12.000	14.000	18.000	19.000	22.000	26.000	31.000	33.000	36.000	36.000
EMN	CU	PPM	19	5.000	12.000	13.000	15.000	20.000	23.000	25.000	25.000	25.000	25.000	25.000
TVA	CU	PPM	10	12.000	13.000	14.000	16.000	17.000	18.000	18.000	18.000	18.000	18.000	18.000
KY	CU	PPM	25	10.000	12.000	15.000	26.000	28.000	35.000	68.000	68.000	68.000	68.000	68.000
KQM	CU	PPM	182	5.000	9.000	12.000	15.000	15.000	19.000	27.000	32.000	40.000	50.000	50.000
JKT	CU	PPM	4	8.000	12.000	12.000	24.000	24.000	24.000	24.000	24.000	24.000	24.000	24.000
JL	CU	PPM	33	8.000	12.000	15.000	20.000	21.000	24.000	26.000	30.000	30.000	30.000	30.000
TV	CU	PPM	46	10.000	14.000	17.000	26.000	28.000	30.000	32.000	42.000	42.000	42.000	42.000
TGDN	CU	PPM	37	8.000	12.000	16.000	20.000	23.000	37.000	43.000	50.000	50.000	50.000	50.000
MQM	CU	PPM	11	10.000	10.000	11.000	14.000	14.000	29.000	29.000	29.000	29.000	29.000	29.000
MGDN	CU	PPM	66	5.000	10.000	12.000	15.000	18.000	28.000	33.000	37.000	37.000	37.000	37.000
CPSN	CU	PPM	187	4.000	10.000	14.000	18.000	21.000	25.000	30.000	33.000	44.000	56.000	56.000
PM	CU	PPM	11	5.000	7.000	10.000	12.000	12.000	15.000	15.000	15.000	15.000	15.000	15.000
PGDN	CU	PPM	28	5.000	10.000	12.000	19.000	20.000	23.000	42.000	42.000	42.000	42.000	42.000
HCSN	CU	PPM	101	5.000	9.000	12.000	16.000	17.000	20.000	24.000	26.000	28.000	28.000	28.000

SUMMARY STATISTICS

SUBSET	VARIABLE	UNITS	N	ARITH MEAN	STD DEV	CV %	SKEW	EXCESS KURT	95% LIMITS ON MEAN	GEOM MEAN	LOG 10 MEAN	STD DEV	95% LIMITS ON MEAN		
RS	PB	PPM	13	2.69	.855	31.8	1.45	2.04	2.18	3.20	2.59	.4129	.1230	2.18	3.07
OMCV	PB	PPM	172	2.83	2.44	86.2	3.62	17.78	2.46	3.20	2.27	.3561	.2724	2.07	2.60
EMN	PB	PPM	19	7.63	6.72	88.0	1.30	.84	4.41	10.9	5.31	.7254	.3903	3.48	8.18
TVA	PB	PPM	10	4.70	4.27	90.9	1.61	1.41	1.69	7.71	3.56	.5511	.3189	2.12	5.97
KY	PB	PPM	25	23.6	43.3	183.9	2.27	3.86	5.71	41.4	6.40	.8061	.7038	3.28	12.5
KQM	PB	PPM	182	3.79	6.77	178.9	7.67	72.58	2.80	4.78	2.45	.3893	.3437	2.18	2.75
JKT	PB	PPM	4	3.75	1.71	45.5	.43	-1.15	1.38	6.12	3.46	.5396	.2014	1.82	6.59
JL	PB	PPM	33	5.18	5.60	108.0	2.36	4.46	3.20	7.17	3.70	.5677	.3287	2.83	4.83
TV	PB	PPM	46	2.22	1.07	48.4	.54	-.51	1.90	2.54	1.96	.2929	.2220	1.69	2.28
TGDN	PB	PPM	37	2.54	1.28	50.5	1.15	2.25	2.11	2.97	2.24	.3511	.2249	1.89	2.67
MQM	PB	PPM	11	1.55	.688	44.5	.80	-.45	1.09	2.00	1.42	.1528	.1825	1.08	1.88
MGDN	PB	PPM	66	2.86	2.64	92.3	2.65	8.84	2.21	3.51	2.15	.3319	.3159	1.80	2.57
CPSN	PB	PPM	187	4.43	8.91	201.0	7.18	56.87	3.15	5.72	2.81	.4481	.3354	2.51	3.14
PM	PB	PPM	11	1.09	.302	27.6	2.85	6.10	.891	1.29	1.07	.0274	.0908	.927	1.22
PGDN	PB	PPM	28	6.14	9.98	162.5	2.58	6.55	2.28	10.0	2.72	.4350	.5091	1.73	4.29
HCSN	PB	PPM	101	3.03	2.43	80.1	1.48	1.83	2.55	3.51	2.29	.3606	.3209	1.98	2.65

SUBSET	VARIABLE	UNITS	N	MIN VALUE	PERCENTILE								MAX VALUE	
					25TH	50TH	75TH	80TH	90TH	95TH	98TH	99TH		
RS	PB	PPM	13	2.000	2.000	3.000	3.000	3.000	5.000	5.000	5.000	5.000	5.000	5.000
OMCV	PB	PPM	172	1.000	2.000	2.000	3.000	4.000	5.000	6.000	12.000	14.000	20.000	20.000
EMN	PB	PPM	19	1.000	3.000	5.000	11.000	12.000	21.000	25.000	25.000	25.000	25.000	25.000
TVA	PB	PPM	10	2.000	2.000	3.000	5.000	9.000	15.000	15.000	15.000	15.000	15.000	15.000
KY	PB	PPM	25	1.000	2.000	6.000	23.000	23.000	93.000	160.000	160.000	160.000	160.000	160.000
KQM	PB	PPM	182	1.000	1.000	2.000	4.000	4.000	6.000	10.000	21.000	36.000	76.000	76.000
JKT	PB	PPM	4	2.000	3.000	4.000	6.000	6.000	6.000	6.000	6.000	6.000	6.000	6.000
JL	PB	PPM	33	1.000	2.000	3.000	5.000	5.000	19.000	21.000	24.000	24.000	24.000	24.000
TV	PB	PPM	46	1.000	1.000	2.000	3.000	3.000	4.000	4.000	5.000	5.000	5.000	5.000
TGDN	PB	PPM	37	1.000	2.000	2.000	3.000	3.000	4.000	5.000	7.000	7.000	7.000	7.000
MQM	PB	PPM	11	1.000	1.000	1.000	2.000	2.000	3.000	3.000	3.000	3.000	3.000	3.000
MGDN	PB	PPM	66	1.000	1.000	2.000	4.000	4.000	5.000	10.000	16.000	16.000	16.000	16.000
CPSN	PB	PPM	187	1.000	2.000	3.000	4.000	5.000	7.000	11.000	19.000	69.000	88.000	88.000
PM	PB	PPM	11	1.000	1.000	1.000	1.000	1.000	2.000	2.000	2.000	2.000	2.000	2.000
PGDN	PB	PPM	28	1.000	1.000	2.000	8.000	9.000	22.000	45.000	45.000	45.000	45.000	45.000
HCSN	PB	PPM	101	1.000	1.000	2.000	4.000	5.000	7.000	8.000	10.000	12.000	12.000	12.000

SUMMARY STATISTICS

SUBSET	VARIABLE	UNITS	N	ARITH MEAN	STO DEV	CV %	SKEW	EXCESS KURT	95% LIMITS ON MEAN	GEOM MEAN	LOG 10 MEAN	STD DEV	95% LIMITS ON MEAN		
RS	NI	PPM	13	21.1	10.3	48.9	2.77	6.44	14.9	27.3	19.7	1.2947	.1465	16.1	24.1
OMCV	NI	PPM	172	31.1	30.1	96.9	2.95	11.93	26.6	35.6	23.0	1.3614	.3196	20.6	25.7
EMN	NI	PPM	19	39.5	69.1	174.8	2.30	4.71	6.34	72.7	12.4	1.0935	.6356	6.14	25.0
TVA	NI	PPM	10	16.9	8.32	49.2	.60	-.85	11.0	22.8	15.1	1.1803	.2154	10.7	21.5
KY	NI	PPM	25	17.2	12.4	72.1	.71	-.67	12.1	22.4	12.9	1.1122	.3547	9.25	18.1
KQM	NI	PPM	182	11.6	11.4	98.6	3.25	12.71	9.93	13.3	8.85	.9468	.2916	8.02	9.76
JKT	NI	PPM	4	10.5	5.80	55.3	.99	-.78	2.45	18.6	9.52	.9786	.2134	4.81	18.8
JL	NI	PPM	33	12.4	5.34	43.0	1.20	1.30	10.5	14.3	11.5	1.0588	.1772	9.91	13.2
TV	NI	PPM	46	20.8	20.5	98.2	2.52	5.41	14.8	26.9	16.0	1.2050	.2813	13.2	19.4
TGDN	NI	PPM	37	17.0	7.69	45.3	1.80	4.15	14.4	19.5	15.6	1.1943	.1729	13.7	17.9
MQM	NI	PPM	11	7.36	1.12	15.2	-.76	-.01	6.62	8.11	7.28	.8620	.0717	6.52	8.12
MGDN	NI	PPM	66	13.6	9.74	71.6	2.88	9.74	11.2	16.0	11.7	1.0679	.2181	10.3	13.2
CPSN	NI	PPM	187	17.5	10.9	62.0	2.74	9.53	16.0	19.1	15.4	1.1876	.2084	14.4	16.5
PM	NI	PPM	11	5.09	1.14	22.3	.68	-.83	4.34	5.84	4.98	.6975	.0930	4.32	5.74
PGDN	NI	PPM	28	17.8	13.9	78.2	2.66	8.30	12.4	23.2	14.6	1.1635	.2682	11.5	18.5
HCSN	NI	PPM	101	10.8	7.12	65.8	2.31	9.63	9.41	12.2	9.04	.9559	.2621	8.02	10.2

SUBSET	VARIABLE	UNITS	N	MIN VALUE	----- PERCENTILE -----									MAX VALUE
					25TH	50TH	75TH	80TH	90TH	95TH	98TH	99TH		
RS	NI	PPM	13	15.000	17.000	18.000	20.000	20.000	54.000	54.000	54.000	54.000	54.000	54.000
OMCV	NI	PPM	172	5.000	14.000	21.000	36.000	45.000	70.000	85.000	160.000	170.000	220.000	220.000
EMN	NI	PPM	19	3.000	4.000	6.000	70.000	80.000	150.000	270.000	270.000	270.000	270.000	270.000
TVA	NI	PPM	10	8.000	10.000	16.000	21.000	28.000	32.000	32.000	32.000	32.000	32.000	32.000
KY	NI	PPM	25	2.000	7.000	12.000	28.000	30.000	36.000	45.000	45.000	45.000	45.000	45.000
KQM	NI	PPM	182	3.000	5.000	8.000	13.000	15.000	21.000	38.000	53.000	68.000	82.000	82.000
JKT	NI	PPM	4	6.000	8.000	9.000	19.000	19.000	19.000	19.000	19.000	19.000	19.000	19.000
JL	NI	PPM	33	4.000	9.000	11.000	16.000	16.000	22.000	22.000	29.000	29.000	29.000	29.000
TV	NI	PPM	46	4.000	11.000	15.000	19.000	19.000	59.000	92.000	94.000	94.000	94.000	94.000
TGDN	NI	PPM	37	8.000	12.000	16.000	19.000	22.000	26.000	35.000	46.000	46.000	46.000	46.000
MQM	NI	PPM	11	5.000	7.000	8.000	8.000	8.000	9.000	9.000	9.000	9.000	9.000	9.000
MGDN	NI	PPM	66	5.000	8.000	10.000	13.000	18.000	23.000	39.000	63.000	63.000	63.000	63.000
CPSN	NI	PPM	187	5.000	11.000	14.000	20.000	22.000	28.000	39.000	60.000	72.000	73.000	73.000
PM	NI	PPM	11	4.000	4.000	5.000	6.000	7.000	7.000	7.000	7.000	7.000	7.000	7.000
PGDN	NI	PPM	28	4.000	10.000	15.000	22.000	23.000	30.000	75.000	75.000	75.000	75.000	75.000
HCSN	NI	PPM	101	2.000	6.000	10.000	13.000	15.000	21.000	23.000	28.000	52.000	52.000	52.000

SUMMARY STATISTICS

SUBSET	VARIABLE	UNITS	N	ARITH MEAN	STD DEV	CV %	SKEW	EXCESS KURT	95% LIMITS ON MEAN	GEOM MEAN	LOG 10 MEAN	STD DEV	95% LIMITS ON MEAN		
RS	CO	PPM	13	7.85	2.12	27.0	1.86	3.83	6.58	9.11	7.63	.8826	.1028	6.62	8.78
OMCV	CO	PPM	172	8.93	4.05	45.4	1.17	1.78	8.32	9.54	8.12	.9095	.1899	7.60	8.67
EMN	CO	PPM	19	7.58	5.08	67.0	.98	-.02	5.14	10.0	6.14	.7880	.2946	4.43	8.80
TVA	CO	PPM	10	6.80	1.23	18.1	-1.12	.70	5.93	7.67	6.68	.8248	.0907	5.77	7.74
KY	CO	PPM	25	7.60	2.50	32.9	.19	.05	6.57	8.63	7.17	.8556	.1572	6.18	8.32
KQM	CO	PPM	182	6.58	2.48	37.7	1.14	1.76	6.22	6.95	6.16	.7897	.1584	5.84	6.50
JKT	CO	PPM	4	6.00	1.41	23.6	.82	-1.00	4.04	7.96	5.89	.7698	.0964	4.33	8.01
JL	CO	PPM	33	6.55	2.29	35.0	1.47	2.02	5.73	7.36	6.22	.7939	.1370	5.56	6.86
TV	CO	PPM	46	7.24	2.50	34.6	1.43	2.41	6.50	7.98	6.88	.8375	.1376	6.26	7.56
TGDN	CO	PPM	37	7.59	2.10	27.7	.88	.65	6.89	8.29	7.33	.8653	.1157	6.71	8.01
MQM	CO	PPM	11	5.45	1.37	25.1	.59	-.90	4.55	6.36	5.31	.7249	.1056	4.52	6.24
MGDN	CO	PPM	66	5.91	2.42	40.9	2.22	6.46	5.32	6.50	5.55	.7442	.1482	5.10	6.03
CPSN	CO	PPM	187	6.65	2.35	35.3	.84	.59	6.31	6.99	6.26	.7967	.1527	5.95	6.59
PM	CO	PPM	11	5.00	3.74	74.8	2.61	5.25	2.52	7.48	4.35	.6387	.2063	3.18	5.97
PGDN	CO	PPM	28	7.43	2.62	35.2	.29	-.48	6.42	8.44	6.96	.8428	.1635	6.02	8.06
HCSN	CO	PPM	101	6.06	2.51	41.5	.78	.16	5.56	6.56	5.57	.7457	.1816	5.13	6.05

SUBSET	VARIABLE	UNITS	N	MIN VALUE	PERCENTILE								MAX VALUE
					25TH	50TH	75TH	80TH	90TH	95TH	98TH	99TH	
RS	CO	PPM	13	5.000	7.000	8.000	8.000	8.000	14.000	14.000	14.000	14.000	14.000
OMCV	CO	PPM	172	3.000	6.000	8.000	11.000	12.000	15.000	17.000	19.000	21.000	27.000
EMN	CO	PPM	19	2.000	4.000	6.000	12.000	12.000	18.000	19.000	19.000	19.000	19.000
TVA	CO	PPM	10	4.000	6.000	7.000	8.000	8.000	8.000	8.000	8.000	8.000	8.000
KY	CO	PPM	25	3.000	6.000	8.000	9.000	9.000	10.000	14.000	14.000	14.000	14.000
KQM	CO	PPM	182	2.000	5.000	6.000	8.000	8.000	10.000	12.000	13.000	15.000	16.000
JKT	CO	PPM	4	5.000	5.000	6.000	8.000	8.000	8.000	8.000	8.000	8.000	8.000
JL	CO	PPM	33	3.000	5.000	6.000	7.000	7.000	11.000	13.000	13.000	13.000	13.000
TV	CO	PPM	46	4.000	6.000	7.000	8.000	8.000	10.000	15.000	15.000	15.000	15.000
TGDN	CO	PPM	37	5.000	6.000	8.000	9.000	9.000	10.000	13.000	13.000	13.000	13.000
MQM	CO	PPM	11	4.000	5.000	5.000	7.000	7.000	8.000	8.000	8.000	8.000	8.000
MGDN	CO	PPM	66	3.000	5.000	5.000	6.000	7.000	8.000	12.000	17.000	17.000	17.000
CPSN	CO	PPM	187	2.000	5.000	6.000	8.000	9.000	10.000	12.000	12.000	14.000	15.000
PM	CO	PPM	11	3.000	4.000	4.000	4.000	6.000	16.000	16.000	16.000	16.000	16.000
PGDN	CO	PPM	28	3.000	5.000	8.000	9.000	9.000	10.000	13.000	13.000	13.000	13.000
HCSN	CO	PPM	101	2.000	4.000	6.000	8.000	8.000	10.000	12.000	13.000	13.000	13.000

SUMMARY STATISTICS

SUBSET	VARIABLE	UNITS	N	ARITH MEAN	STD DEV	CV %	SKEW	EXCESS KURT	95% LIMITS ON MEAN	GEOM MEAN	LOG 10 MEAN	STD DEV	95% LIMITS ON MEAN
RS	AG	PPM	13	.115	.376E-01	32.5	1.92	1.68	.929E-01 .138	.111	-.9537	.1130	.952E-01 .130
OMCV	AG	PPM	172	.111	.314E-01	28.3	2.49	4.18	.106 .116	.108	-.9667	.0946	.104 .112
EMN	AG	PPM	19	.111	.315E-01	28.5	2.57	4.62	.954E-01 .126	.108	-.9683	.0949	.969E-01 .119
TVA	AG	PPM	10	.110	.316E-01	28.7	2.67	5.11	.877E-01 .132	.107	-.9699	.0952	.918E-01 .125
KY	AG	PPM	25	.200	.284	142.2	2.61	5.38	.829E-01 .317	.130	-.8846	.3203	.963E-01 .177
KQM	AG	PPM	182	.105	.217E-01	20.7	4.16	15.27	.102 .108	.103	-.9851	.0654	.101 .106
JKT	AG	PPM	4	.150	.577E-01	38.5	0.00	-2.00	.699E-01 .230	.141	-.8495	.1738	.811E-01 .246
JL	AG	PPM	33	.139	.933E-01	67.0	3.83	16.18	.106 .172	.125	-.9034	.1788	.108 .145
TV	AG	PPM	46	.109	.285E-01	26.2	2.93	6.60	.100 .117	.106	-.9738	.0858	.100 .113
TGDN	AG	PPM	37	.114	.347E-01	30.5	2.13	2.56	.102 .125	.110	-.9593	.1043	.101 .119
MQM	AG	PPM	11	.109	.302E-01	27.6	2.85	6.10	.891E-01 .129	.107	-.9726	.0908	.927E-01 .122
MGDN	AG	PPM	66	.109	.290E-01	26.6	2.85	6.10	.102 .116	.107	-.9726	.0872	.101 .112
CPSN	AG	PPM	187	.114	.105	92.0	9.27	86.90	.988E-01 .129	.105	-.9792	.1189	.101 .109
PM	AG	PPM	11	.118	.405E-01	34.2	1.65	.72	.913E-01 .145	.113	-.9453	.1218	.942E-01 .137
PGDN	AG	PPM	28	.129	.133	103.4	4.86	22.00	.771E-01 .180	.110	-.9570	.1779	.942E-01 .129
HCSN	AG	PPM	101	.122	.415E-01	34.1	1.37	-.13	.114 .130	.116	-.9344	.1249	.110 .123

SUBSET	VARIABLE	UNITS	N	MIN VALUE	PERCENTILE								MAX VALUE
					25TH	50TH	75TH	80TH	90TH	95TH	98TH	99TH	
RS	AG	PPM	13	.100	.100	.100	.100	.100	.200	.200	.200	.200	.200
OMCV	AG	PPM	172	.100	.100	.100	.100	.100	.200	.200	.200	.200	.200
EMN	AG	PPM	19	.100	.100	.100	.100	.100	.200	.200	.200	.200	.200
TVA	AG	PPM	10	.100	.100	.100	.100	.100	.200	.200	.200	.200	.200
KY	AG	PPM	25	.100	.100	.100	.100	.100	.800	1.200	1.200	1.200	1.200
KQM	AG	PPM	182	.100	.100	.100	.100	.100	.100	.200	.200	.200	.200
JKT	AG	PPM	4	.100	.100	.200	.200	.200	.200	.200	.200	.200	.200
JL	AG	PPM	33	.100	.100	.100	.200	.200	.200	.200	.600	.600	.600
TV	AG	PPM	46	.100	.100	.100	.100	.100	.100	.200	.200	.200	.200
TGDN	AG	PPM	37	.100	.100	.100	.100	.100	.200	.200	.200	.200	.200
MQM	AG	PPM	11	.100	.100	.100	.100	.100	.200	.200	.200	.200	.200
MGDN	AG	PPM	66	.100	.100	.100	.100	.100	.100	.200	.200	.200	.200
CPSN	AG	PPM	187	.100	.100	.100	.100	.100	.100	.100	.200	1.000	1.200
PM	AG	PPM	11	.100	.100	.100	.100	.200	.200	.200	.200	.200	.200
PGDN	AG	PPM	28	.100	.100	.100	.100	.100	.100	.800	.800	.800	.800
HCSN	AG	PPM	101	.100	.100	.100	.100	.100	.200	.200	.200	.200	.200

SUMMARY STATISTICS

SUBSET	VARIABLE	UNITS	N	ARITH MEAN	STD DEV	CV %	SKEW	EXCESS KURT	95% LIMITS ON MEAN	GEOM MEAN	LOG 10 MEAN	STD DEV	95% LIMITS ON MEAN		
RS	MN	PPM	13	335.	141.	42.2	.88	.04	251.	420.	310.	2.4920	.1751	244.	395.
OMCV	MN	PPM	172	536.	114E+04	13.1	8.23	71.96	364.	709.	365.	2.5627	.2822	331.	403.
EMN	MN	PPM	19	509.	784.	153.9	3.82	13.12	133.	886.	340.	2.5311	.3371	234.	493.
TVA	MN	PPM	10	386.	133.	34.5	-.19	-.41	292.	480.	361.	2.5572	.1818	269.	484.
KY	MN	PPM	25	450.	228.	50.7	1.84	4.33	356.	544.	401.	2.6036	.2222	325.	496.
KQM	MN	PPM	182	430.	559.	130.0	6.69	55.52	348.	511.	331.	2.5205	.2616	304.	382.
JKT	MN	PPM	4	344.	51.2	14.9	-.08	-1.02	273.	415.	341.	2.5325	.0659	276.	421.
JL	MN	PPM	33	493.	461.	93.4	4.24	19.11	330.	657.	409.	2.6122	.2329	339.	495.
TV	MN	PPM	46	355.	156.	43.9	1.62	3.12	309.	401.	328.	2.5154	.1717	291.	368.
TGDN	MN	PPM	37	370.	161.	43.4	1.26	1.01	317.	424.	342.	2.5342	.1702	300.	390.
MQM	MN	PPM	11	527.	578.	109.7	2.26	3.91	143.	910.	380.	2.5803	.3266	231.	627.
MGDN	MN	PPM	66	350.	274.	78.2	3.77	18.39	283.	418.	297.	2.4733	.2263	262.	338.
CPSN	MN	PPM	187	412.	554.	134.5	5.93	40.74	332.	492.	312.	2.4940	.2651	286.	341.
PM	MN	PPM	11	410.	712.	173.4	2.82	6.00	-61.7	883.	240.	2.3804	.3601	138.	416.
PGDN	MN	PPM	28	450.	311.	69.0	2.30	6.12	330.	570.	381.	2.5814	.2421	307.	473.
HCSN	MN	PPM	101	372.	371.	99.6	4.37	23.19	299.	445.	296.	2.4708	.2639	262.	333.

SUBSET	VARIABLE	UNITS	N	MIN VALUE	----- PERCENTILE -----								MAX VALUE	
					25TH	50TH	75TH	80TH	90TH	95TH	98TH	99TH		
RS	MN	PPM	13	180.000	226.000	320.000	470.000	470.000	660.000	660.000	660.000	660.000	660.000	660.000
OMCV	MN	PPM	172	120.000	236.000	330.000	475.000	525.000	710.000	1100.000	2450.000	9200.000	11800.000	11800.000
EMN	MN	PPM	19	85.000	265.000	365.000	415.000	475.000	570.000	3700.000	3700.000	3700.000	3700.000	3700.000
TVA	MN	PPM	10	135.000	305.000	420.000	460.000	540.000	595.000	595.000	595.000	595.000	595.000	595.000
KY	MN	PPM	25	70.000	330.000	375.000	595.000	620.000	705.000	1250.000	1250.000	1250.000	1250.000	1250.000
KQM	MN	PPM	182	85.000	240.000	290.000	435.000	470.000	620.000	950.000	2100.000	3000.000	5950.000	5950.000
JKT	MN	PPM	4	280.000	340.000	350.000	405.000	405.000	405.000	405.000	405.000	405.000	405.000	405.000
JL	MN	PPM	33	145.000	295.000	370.000	565.000	580.000	785.000	995.000	2850.000	2850.000	2850.000	2850.000
TV	MN	PPM	46	125.000	270.000	320.000	425.000	460.000	520.000	825.000	900.000	900.000	900.000	900.000
TGDN	MN	PPM	37	190.000	256.000	316.000	470.000	486.000	626.000	785.000	826.000	826.000	826.000	826.000
MQM	MN	PPM	11	190.000	220.000	325.000	490.000	915.000	2150.000	2150.000	2150.000	2150.000	2150.000	2150.000
MGDN	MN	PPM	66	120.000	215.000	285.000	360.000	415.000	730.000	845.000	2000.000	2000.000	2000.000	2000.000
CPSN	MN	PPM	187	105.000	196.000	305.000	395.000	420.000	625.000	1000.000	2350.000	4450.000	5020.000	5020.000
PM	MN	PPM	11	115.000	180.000	190.000	260.000	300.000	2550.000	2550.000	2550.000	2550.000	2550.000	2550.000
PGDN	MN	PPM	28	145.000	250.000	365.000	545.000	565.000	905.000	1650.000	1650.000	1650.000	1650.000	1650.000
HCSN	MN	PPM	101	105.000	210.000	275.000	395.000	410.000	645.000	915.000	2150.000	2850.000	2850.000	2850.000

SUMMARY STATISTICS

SUBSET	VARIABLE	UNITS	N	ARITH MEAN	STD DEV	CV %	SKEW	EXCESS KURT	95% LIMITS ON MEAN	GEOM MEAN	LOG 10 MEAN	STD DEV	95% LIMITS QN MEAN		
RS	AS	PPM	13	3.05	.941	30.9	.59	-.14	2.48	3.61	2.92	.4648	.1340	2.42	3.51
OMCV	AS	PPM	172	4.36	2.73	62.6	1.76	4.21	3.95	4.77	3.67	.5644	.2621	3.35	4.02
EMN	AS	PPM	19	8.56	7.74	90.4	1.63	1.37	4.84	12.3	6.38	.8049	.3243	4.46	9.13
TVA	AS	PPM	10	9.00	4.10	45.6	.06	-1.18	6.11	11.9	8.03	.9049	.2313	5.52	11.7
KY	AS	PPM	25	7.75	7.29	94.0	1.69	1.91	4.75	10.8	5.32	.7259	.3992	3.64	7.77
KQM	AS	PPM	182	6.55	25.9	394.7	12.99	169.92	2.77	10.3	3.98	.5996	.2850	3.61	4.38
JKT	AS	PPM	4	6.28	2.24	35.6	.04	-1.10	3.17	9.38	5.96	.7750	.1660	3.50	10.1
JL	AS	PPM	33	5.12	1.78	34.7	.24	.53	4.49	5.75	4.77	.6787	.1771	4.13	5.51
TV	AS	PPM	46	3.68	1.50	40.9	1.37	2.45	3.23	4.12	3.42	.5341	.1640	3.06	3.83
TGDN	AS	PPM	37	3.61	1.57	43.6	1.02	.86	3.08	4.13	3.30	.5187	.1853	2.86	3.81
MQM	AS	PPM	11	3.55	1.46	41.0	.70	-.21	2.59	4.52	3.29	.5175	.1810	2.50	4.34
MGDN	AS	PPM	66	4.98	11.9	239.3	7.60	57.41	2.05	7.91	3.30	.5190	.2741	2.83	3.86
CPSN	AS	PPM	187	5.95	10.5	177.0	9.07	98.97	4.43	7.47	4.10	.6126	.3156	3.69	4.55
PM	AS	PPM	11	5.00	2.06	41.2	.48	-.74	3.63	6.37	4.62	.6645	.1839	3.49	6.12
PGDN	AS	PPM	28	6.10	6.38	104.6	1.87	2.63	3.63	8.56	4.14	.6170	.3689	2.98	5.75
HCSN	AS	PPM	101	7.95	9.81	123.4	6.62	53.27	6.01	9.88	5.88	.7697	.3198	5.09	6.80

SUBSET	VARIABLE	UNITS	N	MIN VALUE	----- PERCENTILE -----								MAX VALUE	
					25TH	50TH	75TH	80TH	90TH	95TH	98TH	99TH		
RS	AS	PPM	13	1.800	2.300	2.800	3.700	3.700	5.100	5.100	5.100	5.100	5.100	5.100
OMCV	AS	PPM	172	.500	2.300	3.700	5.500	6.000	7.500	9.900	14.300	14.700	17.100	17.100
EMN	AS	PPM	19	2.200	3.900	5.400	9.000	9.400	23.000	29.000	29.000	29.000	29.000	29.000
TVA	AS	PPM	10	3.000	6.000	9.500	13.000	14.000	15.000	15.000	15.000	15.000	15.000	15.000
KY	AS	PPM	25	.500	2.900	5.800	8.500	10.000	23.200	27.400	27.400	27.400	27.400	27.400
KQM	AS	PPM	182	.600	2.800	3.700	5.000	5.800	8.000	13.300	21.000	27.500	350.000	350.000
JKT	AS	PPM	4	3.600	5.800	6.700	9.000	9.000	9.000	9.000	9.000	9.000	9.000	9.000
JL	AS	PPM	33	1.400	4.500	4.600	6.300	6.700	7.600	8.000	9.900	9.900	9.900	9.900
TV	AS	PPM	46	1.700	2.800	3.300	4.600	4.600	5.800	6.600	9.200	9.200	9.200	9.200
TGDN	AS	PPM	37	1.400	2.800	3.700	4.600	5.100	6.200	6.900	8.300	8.300	8.300	8.300
MQM	AS	PPM	11	1.500	3.000	3.000	4.500	5.500	6.500	6.500	6.500	6.500	6.500	6.500
MGDN	AS	PPM	66	1.200	2.200	3.100	4.500	4.900	6.100	10.800	99.000	99.000	99.000	99.000
CPSN	AS	PPM	187	.500	2.700	3.600	5.800	6.400	10.100	16.600	28.500	46.000	129.000	129.000
PM	AS	PPM	11	2.500	3.500	5.000	6.500	7.000	9.000	9.000	9.000	9.000	9.000	9.000
PGDN	AS	PPM	28	.800	2.300	3.600	6.600	7.100	16.600	26.600	26.600	26.600	26.600	26.600
HCSN	AS	PPM	101	.500	3.500	6.100	10.000	11.000	15.000	17.600	33.000	92.500	92.500	92.500

SUMMARY STATISTICS

SUBSET	VARIABLE	UNITS	N	ARITH MEAN	STD DEV	CV %	SKEW	EXCESS KURT	95% LIMITS ON MEAN	GEOM MEAN	LOG 10 MEAN	STD DEV	95% LIMITS ON MEAN
RS	MO	PPM	13	1.00	.688E-07	.0	0.00*****	1.00	1.00	1.00	0.0000	.0010	.999 1.00
OMCV	MO	PPM	172	1.20	.491	41.0	3.08	11.62	1.12	1.27	1.14	.0553	.1276 1.09 1.19
EMN	MO	PPM	19	1.47	.964	65.4	2.75	7.56	1.01	1.94	1.31	.1160	.1952 1.05 1.82
TVA	MO	PPM	10	1.10	.316	28.7	2.67	5.11	.877	1.32	1.07	.0301	.0952 .918 1.25
KY	MO	PPM	25	1.56	1.04	66.9	2.08	3.64	1.13	1.99	1.35	.1313	.2141 1.10 1.66
KQM	MO	PPM	182	1.26	.530	42.1	1.95	2.88	1.18	1.34	1.18	.0722	.1426 1.13 1.24
JKT	MO	PPM	4	1.50	.577	38.5	0.00	-2.00	.699	2.30	1.41	.1505	.1738 .811 2.46
JL	MO	PPM	33	1.21	.650	53.6	3.25	9.91	.982	1.44	1.12	.0509	.1464 .998 1.27
TV	MO	PPM	46	1.04	.295	28.3	6.56	41.02	.956	1.13	1.02	.0104	.0703 .976 1.07
TGDN	MO	PPM	37	1.16	.553	47.6	4.07	17.19	.978	1.35	1.10	.0407	.1262 .997 1.21
MQM	MO	PPM	11	1.09	.302	27.6	2.85	6.10	.891	1.29	1.07	.0274	.0908 .927 1.22
MGDN	MO	PPM	66	1.21	.595	49.1	3.43	12.43	1.07	1.36	1.13	.0547	.1388 1.05 1.23
CPSN	MO	PPM	187	1.49	.806	54.0	2.16	5.15	1.38	1.61	1.35	.1292	.1832 1.27 1.43
PM	MO	PPM	11	1.09	.302	27.6	2.85	6.10	.891	1.29	1.07	.0274	.0908 .927 1.22
PGDN	MO	PPM	28	1.21	.418	34.4	1.39	-.06	1.05	1.38	1.16	.0645	.1258 1.04 1.30
HCSN	MO	PPM	101	1.13	.365	32.3	2.82	7.59	1.06	1.20	1.09	.0375	.1040 1.04 1.14

SUBSET	VARIABLE	UNITS	N	MIN VALUE	----- PERCENTILE -----								MAX VALUE	
					25TH	50TH	75TH	80TH	90TH	95TH	98TH	99TH		
RS	MO	PPM	13	1.000	1.000	1.000	1.000	1.000	1.000	1.000	1.000	1.000	1.000	1.000
OMCV	MO	PPM	172	1.000	1.000	1.000	1.000	1.000	2.000	2.000	2.000	3.000	4.000	4.000
EMN	MO	PPM	19	1.000	1.000	1.000	2.000	2.000	2.000	2.000	5.000	5.000	5.000	5.000
TVA	MO	PPM	10	1.000	1.000	1.000	1.000	1.000	1.000	2.000	2.000	2.000	2.000	2.000
KY	MO	PPM	25	1.000	1.000	1.000	2.000	2.000	3.000	5.000	5.000	5.000	5.000	5.000
KQM	MO	PPM	182	1.000	1.000	1.000	1.000	2.000	2.000	2.000	2.000	3.000	3.000	3.000
JKT	MO	PPM	4	1.000	1.000	2.000	2.000	2.000	2.000	2.000	2.000	2.000	2.000	2.000
JL	MO	PPM	33	1.000	1.000	1.000	1.000	1.000	1.000	2.000	3.000	4.000	4.000	4.000
TV	MO	PPM	46	1.000	1.000	1.000	1.000	1.000	1.000	1.000	1.000	3.000	3.000	3.000
TGDN	MO	PPM	37	1.000	1.000	1.000	1.000	1.000	2.000	2.000	2.000	4.000	4.000	4.000
MQM	MO	PPM	11	1.000	1.000	1.000	1.000	1.000	2.000	2.000	2.000	2.000	2.000	2.000
MGDN	MO	PPM	66	1.000	1.000	1.000	1.000	1.000	2.000	2.000	2.000	4.000	4.000	4.000
CPSN	MO	PPM	187	1.000	1.000	1.000	2.000	2.000	2.000	2.000	4.000	4.000	5.000	5.000
PM	MO	PPM	11	1.000	1.000	1.000	1.000	1.000	2.000	2.000	2.000	2.000	2.000	2.000
PGDN	MO	PPM	28	1.000	1.000	1.000	1.000	2.000	2.000	2.000	2.000	2.000	2.000	2.000
HCSN	MO	PPM	101	1.000	1.000	1.000	1.000	1.000	2.000	2.000	2.000	2.000	3.000	3.000

SUMMARY STATISTICS

SUBSET	VARIABLE	UNITS	N	ARITH MEAN	STD DEV	CV %	SKEW	EXCESS KURT	95% LIMITS ON MEAN	GEOM MEAN	LOG 10 MEAN	STD DEV	95% LIMITS ON MEAN		
RS	FE	PCT	13	1.64	.236	14.4	.98	.49	1.50	1.78	1.62	.2105	.0598	1.50	1.76
OMCV	FE	PCT	172	1.88	.576	30.7	1.59	5.59	1.79	1.96	1.80	.2555	.1235	1.73	1.88
EMN	FE	PCT	19	1.50	.832	55.3	.28	-.81	1.10	1.90	1.21	.0839	.3450	.828	1.78
TVA	FE	PCT	10	1.70	.267	15.7	-.85	.88	1.51	1.89	1.68	.2250	.0754	1.49	1.90
KY	FE	PCT	25	2.03	.543	26.8	.58	.43	1.80	2.25	1.96	.2919	.1190	1.75	2.19
KQM	FE	PCT	182	1.60	.505	31.6	1.46	3.73	1.52	1.67	1.53	.1842	.1286	1.46	1.60
JKT	FE	PCT	4	1.65	.191	11.6	.49	-1.37	1.38	1.92	1.64	.2153	.0494	1.40	1.82
JL	FE	PCT	33	1.69	.506	29.9	1.05	2.12	1.51	1.87	1.62	.2091	.1355	1.45	1.81
TV	FE	PCT	46	1.67	.327	19.7	.53	.44	1.57	1.76	1.63	.2134	.0848	1.54	1.73
TGDN	FE	PCT	37	1.72	.326	19.0	.54	-.03	1.61	1.82	1.69	.2271	.0814	1.58	1.80
MQM	FE	PCT	11	1.62	.632	39.1	1.03	-.14	1.20	2.04	1.52	.1827	.1536	1.20	1.93
MGDN	FE	PCT	66	1.40	.371	26.5	1.96	6.26	1.31	1.49	1.36	.1335	.1028	1.28	1.44
CPSN	FE	PCT	187	1.58	.514	32.5	3.03	19.00	1.51	1.66	1.52	.1822	.1197	1.46	1.58
PM	FE	PCT	11	1.59	1.48	93.2	2.50	4.89	.607	2.57	1.28	.1080	.2594	.863	1.91
PGDN	FE	PCT	28	1.74	.422	24.3	-.28	-.59	1.57	1.90	1.68	.2254	.1170	1.51	1.87
HCSN	FE	PCT	101	1.62	.511	31.6	.64	.90	1.52	1.72	1.54	.1869	.1411	1.44	1.64

SUBSET	VARIABLE	UNITS	N	MIN VALUE	PERCENTILE								MAX VALUE	
					25TH	50TH	75TH	80TH	90TH	95TH	98TH	99TH		
RS	FE	PCT	13	1.300	1.500	1.500	1.800	1.800	2.200	2.200	2.200	2.200	2.200	2.200
OMCV	FE	PCT	172	.800	1.500	1.700	2.200	2.300	2.600	2.900	3.400	3.400	3.400	5.200
EMN	FE	PCT	19	.110	1.000	1.200	2.100	2.200	2.900	3.100	3.100	3.100	3.100	3.100
TVA	FE	PCT	10	1.100	1.600	1.700	1.900	1.900	2.100	2.100	2.100	2.100	2.100	2.100
KY	FE	PCT	25	.900	1.600	1.900	2.400	2.500	2.800	3.400	3.400	3.400	3.400	3.400
KQM	FE	PCT	182	.600	1.300	1.500	1.800	2.000	2.200	2.500	3.000	3.700	3.800	3.800
JKT	FE	PCT	4	1.500	1.500	1.700	1.900	1.900	1.900	1.900	1.900	1.900	1.900	1.900
JL	FE	PCT	33	.500	1.400	1.500	1.900	2.000	2.600	2.900	3.200	3.200	3.200	3.200
TV	FE	PCT	46	1.100	1.400	1.700	1.900	2.000	2.000	2.200	2.700	2.700	2.700	2.700
TGDN	FE	PCT	37	1.200	1.500	1.700	1.900	2.000	2.100	2.400	2.500	2.500	2.500	2.500
MQM	FE	PCT	11	1.100	1.200	1.300	2.100	2.200	3.000	3.000	3.000	3.000	3.000	3.000
MGDN	FE	PCT	66	.800	1.200	1.400	1.500	1.600	1.800	2.000	3.000	3.000	3.000	3.000
CPSN	FE	PCT	187	.800	1.300	1.500	1.800	1.900	2.100	2.300	2.900	3.200	5.600	5.600
PM	FE	PCT	11	.700	.900	1.200	1.500	2.100	5.900	5.900	5.900	5.900	5.900	5.900
PGDN	FE	PCT	28	.800	1.400	1.800	2.100	2.100	2.300	2.400	2.400	2.400	2.400	2.400
HCSN	FE	PCT	101	.640	1.200	1.600	1.900	2.000	2.200	2.600	2.900	3.500	3.500	3.500

SUMMARY STATISTICS

SUBSET	VARIABLE	UNITS	N	ARITH MEAN	STD DEV	CV %	SKEW	EXCESS KURT	95% LIMITS ON MEAN	GEOM MEAN	LOG 10 MEAN	STD DEV	95% LIMITS ON MEAN		
RS	HG	PPB	13	62.4	26.4	42.4	-.10	-1.36	46.5	78.2	56.4	1.7515	.2131	42.1	75.7
OMCV	HG	PPB	172	55.3	86.9	157.1	8.46	81.20	42.2	68.4	42.2	1.6257	.2586	38.6	46.2
EMN	HG	PPB	19	33.2	9.74	29.3	.70	.16	28.5	37.9	31.9	1.5040	.1261	27.8	36.7
TVA	HG	PPB	10	49.4	23.2	47.0	-.63	-.65	33.1	65.7	41.5	1.6179	.3156	24.9	69.2
KY	HG	PPB	25	62.3	61.3	98.3	3.47	12.92	37.1	87.6	46.4	1.6668	.3511	33.3	64.8
KQM	HG	PPB	182	53.3	81.3	152.6	6.34	43.91	41.4	65.2	38.8	1.5887	.2882	35.2	42.7
JKT	HG	PPB	4	33.3	13.6	40.9	.67	-1.06	14.4	52.1	31.3	1.4962	.1697	18.2	53.9
JL	HG	PPB	33	57.0	29.7	52.0	1.17	1.67	46.5	67.5	50.1	1.6998	.2299	41.5	60.4
TV	HG	PPB	46	42.5	16.3	38.4	.05	-.90	37.7	47.3	39.0	1.5914	.1913	34.2	44.5
TGDN	HG	PPB	37	42.3	26.7	63.2	1.34	2.26	33.4	51.2	35.0	1.5440	.2772	28.3	43.3
MQM	HG	PPB	11	43.7	23.5	53.7	.75	-.54	28.1	59.3	38.3	1.5832	.2394	26.6	55.2
MGDN	HG	PPB	66	47.9	27.5	57.5	.88	.49	41.1	54.7	40.0	1.6020	.2809	34.1	46.9
CPSN	HG	PPB	187	45.6	57.6	126.2	9.88	114.70	37.3	53.9	37.2	1.5703	.2392	34.3	40.3
PM	HG	PPB	11	26.0	17.5	67.2	1.98	3.46	14.4	37.6	22.2	1.3458	.2527	15.1	32.6
PGDN	HG	PPB	28	56.5	71.4	126.3	3.82	15.36	28.9	84.1	38.7	1.5872	.3565	28.1	53.1
HCSN	HG	PPB	101	37.5	25.4	67.7	2.38	7.68	32.5	42.5	31.7	1.5005	.2463	28.3	35.4

SUBSET	VARIABLE	UNITS	N	MIN VALUE	----- PERCENTILE -----								MAX VALUE	
					25TH	50TH	75TH	80TH	90TH	95TH	98TH	99TH		
RS	HG	PPB	13	24.000	36.000	66.000	96.000	96.000	96.000	96.000	96.000	96.000	96.000	96.000
OMCV	HG	PPB	172	11.000	30.000	42.000	59.000	62.000	80.000	88.000	445.000	469.000	990.000	990.000
EMN	HG	PPB	19	17.000	26.000	32.000	38.000	41.000	51.000	56.000	56.000	56.000	56.000	56.000
TVA	HG	PPB	10	9.000	41.000	59.000	64.000	65.000	82.000	82.000	82.000	82.000	82.000	82.000
KY	HG	PPB	25	5.000	38.000	46.000	77.000	77.000	94.000	330.000	330.000	330.000	330.000	330.000
KQM	HG	PPB	182	8.000	27.000	37.000	53.000	58.000	73.000	96.000	340.000	620.000	740.000	740.000
JKT	HG	PPB	4	21.000	26.000	34.000	52.000	52.000	52.000	52.000	52.000	52.000	52.000	52.000
JL	HG	PPB	33	16.000	39.000	53.000	70.000	73.000	105.000	119.000	151.000	151.000	151.000	151.000
TV	HG	PPB	46	15.000	30.000	41.000	56.000	60.000	61.000	70.000	78.000	78.000	78.000	78.000
TGDN	HG	PPB	37	11.000	22.000	36.000	60.000	60.000	66.000	110.000	132.000	132.000	132.000	132.000
MQM	HG	PPB	11	13.000	31.000	31.000	68.000	68.000	91.000	91.000	91.000	91.000	91.000	91.000
MGDN	HG	PPB	66	7.000	26.000	46.000	61.000	70.000	80.000	110.000	130.000	130.000	130.000	130.000
CPSN	HG	PPB	187	7.000	26.000	36.000	50.000	56.000	64.000	88.000	129.000	238.000	744.000	744.000
PM	HG	PPB	11	7.000	19.000	22.000	30.000	30.000	74.000	74.000	74.000	74.000	74.000	74.000
PGDN	HG	PPB	28	7.000	23.000	37.000	61.000	66.000	110.000	390.000	390.000	390.000	390.000	390.000
HCSN	HG	PPB	101	9.000	21.000	31.000	46.000	48.000	73.000	84.000	127.000	168.000	168.000	168.000

SUMMARY STATISTICS

SUBSET	VARIABLE	UNITS	N	ARITH MEAN	STD DEV	CV %	SKEW	EXCESS KURT	95% LIMITS ON MEAN	GEOM MEAN	LOG 10 MEAN	STD DEV	95% LIMITS ON MEAN		
RS	LOI	PCT	13	6.68	2.31	34.5	.88	.64	5.30	8.06	6.33	.8017	.1464	5.18	7.75
OMCV	LOI	PCT	172	6.74	4.08	60.6	1.70	3.50	6.13	7.35	5.76	.7602	.2467	5.28	8.27
EMN	LOI	PCT	19	4.71	2.44	51.9	.55	-.78	3.53	5.88	4.11	.6138	.2376	3.18	8.34
TVA	LOI	PCT	10	4.66	2.06	44.3	-.13	-1.32	3.21	6.11	4.17	.6205	.2283	2.88	8.04
KY	LOI	PCT	25	6.55	3.35	51.1	1.40	1.85	5.17	7.93	5.85	.7669	.2140	4.77	7.16
KQM	LOI	PCT	182	5.52	3.48	63.1	1.81	4.23	5.01	6.03	4.67	.6693	.2521	4.29	5.08
JKT	LOI	PCT	4	3.85	2.22	57.6	.28	-1.43	.772	6.93	3.35	.5253	.2713	1.41	7.98
JL	LOI	PCT	33	6.55	4.85	74.0	1.22	.42	4.83	8.27	5.17	.7131	.3004	4.04	8.60
TV	LOI	PCT	46	6.56	3.70	56.4	.91	.87	5.46	7.66	5.55	.7441	.2664	4.62	8.66
TGDN	LOI	PCT	37	6.58	5.46	83.0	2.96	10.51	4.76	8.40	5.30	.7245	.2736	4.30	8.54
MQM	LOI	PCT	11	6.20	3.54	57.1	.73	-.73	3.85	8.55	5.33	.7268	.2552	3.61	7.87
MGDN	LOI	PCT	66	6.02	4.72	78.4	2.68	8.12	4.86	7.18	4.92	.6918	.2654	4.23	5.72
CPSN	LOI	PCT	187	5.51	3.65	66.2	2.52	9.24	4.98	6.04	4.66	.6688	.2487	4.29	5.07
PM	LOI	PCT	11	4.13	4.31	104.5	2.00	3.03	1.26	6.99	2.87	.4580	.3732	1.62	5.08
PGDN	LOI	PCT	28	6.64	4.06	61.2	.85	-.16	5.07	8.21	5.50	.7401	.2817	4.28	7.06
HCSN	LOI	PCT	100	4.66	2.83	60.7	1.03	.65	4.10	5.23	3.86	.5862	.2824	3.39	4.39

SUBSET	VARIABLE	UNITS	N	MIN VALUE	----- PERCENTILE -----									MAX VALUE
					25TH	50TH	75TH	80TH	90TH	95TH	98TH	99TH		
RS	LOI	PCT	13	3.600	5.200	6.600	7.800	7.800	12.200	12.200	12.200	12.200	12.200	12.200
OMCV	LOI	PCT	172	.500	3.800	5.600	8.200	9.000	12.200	16.200	19.600	20.000	25.600	25.600
EMN	LOI	PCT	19	1.600	2.800	4.400	6.000	6.400	9.200	9.400	9.400	9.400	9.400	9.400
TVA	LOI	PCT	10	1.800	3.200	5.400	6.200	7.200	7.400	7.400	7.400	7.400	7.400	7.400
KY	LOI	PCT	25	1.600	4.800	5.600	8.600	9.200	9.600	15.600	15.600	15.600	15.600	15.600
KQM	LOI	PCT	182	.800	3.400	4.600	6.400	7.600	10.800	12.800	16.800	17.000	23.000	23.000
JKT	LOI	PCT	4	1.600	2.600	4.600	6.600	6.600	6.600	6.600	6.600	6.600	6.600	6.600
JL	LOI	PCT	33	1.600	3.400	4.200	10.600	11.800	15.200	16.600	20.000	20.000	20.000	20.000
TV	LOI	PCT	46	1.400	3.400	6.200	8.800	9.800	12.200	13.600	18.600	18.600	18.600	18.600
TGDN	LOI	PCT	37	1.800	3.200	5.600	8.000	8.600	11.000	19.200	31.600	31.600	31.600	31.600
MQM	LOI	PCT	11	2.000	4.400	5.400	9.200	12.200	12.200	12.200	12.200	12.200	12.200	12.200
MGDN	LOI	PCT	66	1.000	3.400	5.100	6.600	7.600	9.800	16.000	26.200	26.200	26.200	26.200
CPSN	LOI	PCT	187	.600	3.400	4.700	6.400	7.200	9.700	11.700	18.800	24.200	26.100	26.100
PM	LOI	PCT	11	.800	2.200	2.800	4.400	7.600	15.800	15.800	15.800	15.800	15.800	15.800
PGDN	LOI	PCT	28	1.200	3.600	5.800	8.600	8.600	14.200	16.300	16.300	16.300	16.300	16.300
HCSN	LOI	PCT	100	.600	2.800	3.600	6.200	6.600	9.000	10.200	12.400	14.200	14.200	14.200

SUMMARY STATISTICS

SUBSET	VARIABLE	UNITS	N	ARITH MEAN	STD DEV	CV %	SKEW	EXCESS KURT	95% LIMITS ON MEAN	GEOM MEAN	LOG 10 MEAN	STD DEV	95% LIMITS ON MEAN		
RS	U	PPM	13	2.25	.323	14.4	-.08	-.88	2.05	2.44	2.22	.3472	.0639	2.04	2.43
OMCV	U	PPM	172	2.61	1.24	47.4	4.01	27.71	2.42	2.80	2.42	.3845	.1579	2.29	2.56
EMN	U	PPM	19	4.02	1.57	38.9	.96	-.05	3.27	4.77	3.77	.5761	.1576	3.17	4.49
TVA	U	PPM	10	3.52	.543	15.4	.66	.55	3.14	3.90	3.48	.5420	.0656	3.13	3.88
KY	U	PPM	25	6.29	6.17	98.2	2.08	3.26	3.74	8.83	4.67	.6696	.3100	3.48	6.27
KQM	U	PPM	182	3.79	1.95	51.4	1.86	4.58	3.50	4.07	3.41	.5325	.1946	3.19	3.64
JKT	U	PPM	4	2.25	.714	31.7	1.01	-.75	1.26	3.24	2.18	.3378	.1250	1.46	3.25
JL	U	PPM	33	2.76	.888	32.2	.74	.02	2.45	3.08	2.63	.4199	.1375	2.35	2.94
TV	U	PPM	46	2.43	.852	35.1	1.13	1.12	2.18	2.68	2.30	.3619	.1438	2.09	2.54
TGDN	U	PPM	37	3.42	4.34	127.0	5.61	30.34	1.97	4.87	2.81	.4485	.2015	2.41	3.28
MQM	U	PPM	11	2.04	.638	31.3	.18	-1.41	1.61	2.46	1.94	.2887	.1402	1.57	2.41
MGDN	U	PPM	66	3.77	2.46	65.3	3.46	13.67	3.17	4.38	3.35	.5245	.1939	3.00	3.73
CPSN	U	PPM	187	2.89	1.98	68.5	8.21	85.86	2.61	3.18	2.65	.4233	.1571	2.52	2.79
PM	U	PPM	11	2.52	1.17	46.3	1.06	.07	1.74	3.29	2.31	.3638	.1834	1.75	3.06
PGDN	U	PPM	28	4.97	4.67	94.1	1.90	2.63	3.16	6.78	3.72	.5707	.3066	2.83	4.89
HCSN	U	PPM	101	3.75	1.45	38.8	4.02	24.74	3.46	4.04	3.57	.5523	.1290	3.36	3.78

SUBSET	VARIABLE	UNITS	N	MIN VALUE	PERCENTILE								MAX VALUE	
					25TH	50TH	75TH	80TH	90TH	95TH	98TH	99TH		
RS	U	PPM	13	1.700	2.000	2.200	2.500	2.500	2.800	2.800	2.800	2.800	2.800	2.800
OMCV	U	PPM	172	1.000	1.900	2.400	3.100	3.300	4.000	4.300	5.500	7.700	12.900	12.900
EMN	U	PPM	19	2.200	2.900	3.500	4.800	5.500	7.100	7.600	7.600	7.600	7.600	7.600
TVA	U	PPM	10	2.700	3.100	3.600	3.700	3.800	4.700	4.700	4.700	4.700	4.700	4.700
KY	U	PPM	25	1.400	2.900	4.100	6.500	9.700	15.400	25.100	25.100	25.100	25.100	25.100
KQM	U	PPM	182	1.100	2.500	3.300	4.700	4.900	6.300	7.300	10.400	12.100	12.100	12.100
JKT	U	PPM	4	1.700	2.000	2.000	3.300	3.300	3.300	3.300	3.300	3.300	3.300	3.300
JL	U	PPM	33	1.300	2.100	2.600	3.200	3.300	4.500	4.500	5.000	5.000	5.000	5.000
TV	U	PPM	46	1.000	1.900	2.300	3.000	3.200	3.600	4.700	5.000	5.000	5.000	5.000
TGDN	U	PPM	37	1.400	2.200	2.700	2.900	3.400	3.900	4.700	28.800	28.800	28.800	28.800
MQM	U	PPM	11	1.100	1.600	1.700	2.600	2.800	3.000	3.000	3.000	3.000	3.000	3.000
MGDN	U	PPM	66	1.400	2.500	3.200	4.200	4.400	5.600	8.000	15.800	15.800	15.800	15.800
CPSN	U	PPM	187	1.200	2.100	2.500	3.200	3.400	4.000	4.700	6.000	10.800	25.200	25.200
PM	U	PPM	11	1.400	1.700	2.000	3.400	3.800	5.100	5.100	5.100	5.100	5.100	5.100
PGDN	U	PPM	28	1.400	2.400	2.900	5.700	6.200	13.700	20.100	20.100	20.100	20.100	20.100
HCSN	U	PPM	101	1.800	3.000	3.600	4.200	4.300	5.200	5.600	8.700	14.100	14.100	14.100

SUMMARY STATISTICS

SUBSET	VARIABLE	UNITS	N	ARITH MEAN	STD DEV	CV %	SKEW	EXCESS KURT	95% LIMITS ON MEAN	GEOM MEAN	LOG 10 MEAN	STD DEV	95% LIMITS ON MEAN
RS	F	PPM	13	368.	55.7	15.1	.02	.07	334. 401.	364.	2.5607	.0676	331. 399.
OMCV	F	PPM	172	405.	137.	33.8	2.73	17.58	385. 426.	387.	2.5873	.1309	369. 405.
EMN	F	PPM	19	380.	108.	28.4	.56	-1.01	328. 432.	366.	2.5638	.1199	321. 418.
TVA	F	PPM	10	340.	84.7	24.9	1.01	.01	280. 400.	332.	2.5205	.1006	282. 390.
KY	F	PPM	25	527.	119.	22.5	.21	-.61	478. 576.	514.	2.7111	.1000	468. 585.
KQM	F	PPM	182	383.	129.	33.7	.71	1.08	364. 402.	360.	2.5557	.1676	340. 380.
JKT	F	PPM	4	288.	58.5	20.4	-1.13	-.68	206. 369.	282.	2.4507	.1000	205. 389.
JL	F	PPM	33	379.	89.0	23.5	2.21	6.36	348. 411.	371.	2.5697	.0876	346. 389.
TV	F	PPM	46	337.	78.0	23.2	.05	-.83	313. 360.	327.	2.5150	.1052	305. 352.
TGDN	F	PPM	37	360.	71.4	19.8	.48	-.52	336. 384.	353.	2.5482	.0850	331. 377.
MQM	F	PPM	11	540.	167.	31.0	1.04	.26	429. 651.	519.	2.7154	.1241	430. 628.
MGDN	F	PPM	66	431.	115.	26.7	.70	-.54	402. 459.	417.	2.6198	.1113	391. 444.
CPSN	F	PPM	187	334.	95.9	28.8	.99	2.05	320. 347.	320.	2.5050	.1323	306. 334.
PM	F	PPM	11	303.	42.9	14.2	-.90	-.14	274. 331.	300.	2.4766	.0669	271. 332.
PGDN	F	PPM	28	376.	103.	27.5	.06	-1.48	336. 416.	362.	2.5591	.1237	325. 405.
HCSN	F	PPM	99	374.	85.1	22.8	1.03	2.03	357. 390.	365.	2.5619	.0947	349. 381.

SUBSET	VARIABLE	UNITS	N	MIN VALUE	PERCENTILE								MAX VALUE
					25TH	50TH	75TH	80TH	90TH	95TH	98TH	99TH	
RS	F	PPM	13	260.000	340.000	360.000	400.000	400.000	480.000	480.000	480.000	480.000	480.000
OMCV	F	PPM	172	180.000	320.000	390.000	480.000	510.000	560.000	600.000	760.000	800.000	1440.000
EMN	F	PPM	19	240.000	320.000	340.000	480.000	480.000	560.000	580.000	580.000	580.000	580.000
TVA	F	PPM	10	240.000	290.000	310.000	400.000	430.000	520.000	520.000	520.000	520.000	520.000
KY	F	PPM	25	320.000	440.000	520.000	600.000	620.000	680.000	780.000	780.000	780.000	780.000
KQM	F	PPM	182	40.000	290.000	360.000	480.000	500.000	560.000	640.000	680.000	680.000	920.000
JKT	F	PPM	4	200.000	310.000	320.000	320.000	320.000	320.000	320.000	320.000	320.000	320.000
JL	F	PPM	33	270.000	320.000	360.000	400.000	420.000	480.000	540.000	740.000	740.000	740.000
TV	F	PPM	46	170.000	280.000	340.000	400.000	400.000	440.000	480.000	500.000	500.000	500.000
TGDN	F	PPM	37	250.000	310.000	360.000	420.000	440.000	460.000	510.000	520.000	520.000	520.000
MQM	F	PPM	11	370.000	440.000	440.000	640.000	680.000	920.000	920.000	920.000	920.000	920.000
MGDN	F	PPM	66	270.000	330.000	400.000	510.000	530.000	600.000	660.000	720.000	720.000	720.000
CPSN	F	PPM	187	40.000	270.000	320.000	380.000	400.000	480.000	520.000	600.000	660.000	720.000
PM	F	PPM	11	210.000	280.000	320.000	340.000	340.000	350.000	350.000	350.000	350.000	350.000
PGDN	F	PPM	28	220.000	290.000	380.000	480.000	480.000	520.000	520.000	520.000	520.000	520.000
HCSN	F	PPM	99	230.000	320.000	360.000	420.000	430.000	480.000	540.000	600.000	720.000	720.000

SUMMARY STATISTICS

SUBSET	VARIABLE	UNITS	N	ARITH MEAN	STD DEV	CV %	SKEW	EXCESS KURT	95% LIMITS ON MEAN	GEOM MEAN	LOG 10 MEAN	STD DEV	95% LIMITS ON MEAN		
RS	V	PPM	13	31.5	10.5	33.2	.48	.18	25.3	37.8	29.9	1.4757	.1508	24.3	36.8
OMCV	V	PPM	172	43.6	13.8	31.6	.92	1.28	41.5	45.7	41.5	1.6184	.1369	39.6	43.5
EMN	V	PPM	19	36.9	17.0	46.1	.52	-1.33	28.7	45.1	33.4	1.5238	.1980	26.8	41.6
TVA	V	PPM	10	35.2	5.22	14.8	-1.00	1.39	31.5	38.9	34.8	1.5416	.0719	31.0	39.1
KY	V	PPM	25	65.2	41.7	64.1	3.25	10.37	48.0	82.4	58.7	1.7683	.1764	49.6	69.3
KQM	V	PPM	182	38.7	13.4	34.7	1.48	3.31	36.7	40.7	36.7	1.5648	.1387	35.0	38.5
JKT	V	PPM	4	43.8	4.79	10.9	.49	-1.37	37.1	50.4	43.6	1.6391	.0466	37.5	50.6
JL	V	PPM	33	40.3	10.3	25.6	.88	.78	36.7	44.0	39.1	1.5922	.1085	35.8	42.7
TV	V	PPM	46	39.5	9.10	23.0	.43	-.32	36.8	42.2	38.5	1.5859	.1001	36.0	41.3
TGDN	V	PPM	37	36.5	9.71	26.6	1.79	4.94	33.3	39.7	35.4	1.5494	.1033	32.7	38.4
MQM	V	PPM	11	38.6	10.9	28.3	1.33	1.00	31.4	45.9	37.4	1.5734	.1101	31.6	44.3
MGDN	V	PPM	66	31.2	7.00	22.5	.74	1.24	29.4	32.9	30.4	1.4830	.0962	28.8	32.1
CPSN	V	PPM	187	34.8	11.2	32.4	1.84	6.24	33.1	36.4	33.2	1.5217	.1272	31.9	34.7
PM	V	PPM	11	29.0	9.36	32.3	.53	-1.05	22.8	35.2	27.7	1.4424	.1372	22.5	34.2
PGDN	V	PPM	28	38.9	10.4	26.7	.53	-.40	34.9	42.9	37.6	1.5750	.1162	33.9	41.7
HCSN	V	PPM	101	35.3	12.1	34.4	1.31	2.81	32.9	37.7	33.5	1.5246	.1414	31.4	35.7

SUBSET	VARIABLE	UNITS	N	MIN VALUE	----- PERCENTILE -----								MAX VALUE	
					25TH	50TH	75TH	80TH	90TH	95TH	98TH	99TH		
RS	V	PPM	13	15.000	25.000	30.000	40.000	40.000	55.000	55.000	55.000	55.000	55.000	55.000
OMCV	V	PPM	172	10.000	35.000	40.000	53.000	55.000	65.000	68.000	83.000	88.000	100.000	100.000
EMN	V	PPM	19	18.000	23.000	30.000	55.000	58.000	65.000	65.000	65.000	65.000	65.000	65.000
TVA	V	PPM	10	23.000	35.000	35.000	38.000	40.000	43.000	43.000	43.000	43.000	43.000	43.000
KY	V	PPM	25	38.000	45.000	55.000	68.000	70.000	75.000	238.000	238.000	238.000	238.000	238.000
KQM	V	PPM	182	18.000	30.000	35.000	45.000	45.000	55.000	70.000	75.000	83.000	103.000	103.000
JKT	V	PPM	4	40.000	40.000	45.000	50.000	50.000	50.000	50.000	50.000	50.000	50.000	50.000
JL	V	PPM	33	20.000	35.000	40.000	45.000	45.000	60.000	65.000	65.000	65.000	65.000	65.000
TV	V	PPM	46	25.000	33.000	40.000	45.000	50.000	55.000	55.000	63.000	63.000	63.000	63.000
TGDN	V	PPM	37	25.000	30.000	35.000	40.000	40.000	45.000	55.000	55.000	75.000	75.000	75.000
MQM	V	PPM	11	28.000	33.000	35.000	45.000	48.000	65.000	65.000	65.000	65.000	65.000	65.000
MGDN	V	PPM	66	18.000	25.000	30.000	35.000	35.000	40.000	45.000	55.000	55.000	55.000	55.000
CPSN	V	PPM	187	15.000	30.000	35.000	40.000	40.000	48.000	53.000	68.000	90.000	93.000	93.000
PM	V	PPM	11	18.000	23.000	25.000	35.000	43.000	45.000	45.000	45.000	45.000	45.000	45.000
PGDN	V	PPM	28	20.000	33.000	35.000	45.000	50.000	55.000	60.000	60.000	60.000	60.000	60.000
HCSN	V	PPM	101	15.000	28.000	35.000	40.000	45.000	50.000	55.000	80.000	83.000	83.000	83.000

SUMMARY STATISTICS

SUBSET	VARIABLE	UNITS	N	ARITH MEAN	STD DEV	CV %	SKEW	EXCESS KURT	95% LIMITS ON MEAN	GEOM MEAN	LOG 10 MEAN	STD DEV	95% LIMITS ON MEAN		
RS	CD	PPM	13	.123	.439E-01	35.6	1.28	-.37	.968E-01	.149	.117	-.9305	.1320	.978E-01	.141
OMCV	CD	PPM	172	.128	.703E-01	55.0	3.60	15.72	.117	.138	.118	-.9290	.1546	.112	.124
EMN	CD	PPM	19	.300	.287	95.6	1.23	.32	.162	.438	.202	-.6939	.3846	.132	.310
TVA	CD	PPM	10	.190	.876E-01	46.1	1.24	1.50	.128	.252	.174	-.7592	.1904	.128	.237
KY	CD	PPM	25	.392	.738	188.3	3.52	12.56	.879E-01	.696	.185	-.7335	.4483	.121	.283
KQM	CD	PPM	182	.138	.112	81.2	4.81	27.42	.122	.154	.121	-.9181	.1844	.113	.128
JKT	CD	PPM	4	.250	.100	40.0	1.15	-.67	.111	.389	.238	-.6237	.1505	.147	.385
JL	CD	PPM	33	.188	.165	88.0	3.82	15.96	.129	.246	.156	-.8055	.2335	.129	.189
TV	CD	PPM	46	.128	.688E-01	53.7	2.88	8.24	.108	.149	.118	-.9280	.1578	.106	.131
TGDN	CD	PPM	37	.122	.584E-01	48.0	3.35	12.24	.102	.141	.114	-.9430	.1390	.102	.127
MQM	CD	PPM	11	.182	.140	77.1	1.02	-.96	.888E-01	.275	.146	-.8358	.2812	.950E-01	.224
MGDN	CD	PPM	66	.155	.106	68.3	2.26	4.77	.129	.180	.134	-.8742	.2117	.119	.151
CPSN	CD	PPM	187	.163	.211	129.9	6.21	48.80	.132	.193	.127	-.8963	.2365	.117	.137
PM	CD	PPM	11	.155	.934E-01	60.4	1.79	2.35	.925E-01	.217	.137	-.8632	.2070	.999E-01	.188
PGDN	CD	PPM	28	.196	.321	163.6	4.67	20.80	.720E-01	.321	.139	-.8584	.2729	.109	.177
HCSN	CD	PPM	101	.182	.132	72.6	2.84	9.17	.156	.208	.155	-.8087	.2245	.140	.172

SUBSET	VARIABLE	UNITS	N	MIN VALUE	----- PERCENTILE -----								MAX VALUE		
					25TH	50TH	75TH	80TH	90TH	95TH	98TH	99TH			
RS	CD	PPM	13	.100	.100	.100	.200	.200	.200	.200	.200	.200	.200	.200	.200
OMCV	CD	PPM	172	.100	.100	.100	.100	.200	.200	.200	.200	.400	.400	.400	.600
EMN	CD	PPM	19	.100	.100	.100	.400	.400	.400	.800	1.000	1.000	1.000	1.000	1.000
TVA	CD	PPM	10	.100	.100	.200	.200	.200	.400	.400	.400	.400	.400	.400	.400
KY	CD	PPM	25	.100	.100	.100	.200	.800	1.000	3.600	3.600	3.600	3.600	3.600	3.600
KQM	CD	PPM	182	.100	.100	.100	.100	.200	.200	.400	.600	.800	1.000	1.000	1.000
JKT	CD	PPM	4	.200	.200	.200	.400	.400	.400	.400	.400	.400	.400	.400	.400
JL	CD	PPM	33	.100	.100	.200	.200	.200	.400	.400	1.000	1.000	1.000	1.000	1.000
TV	CD	PPM	46	.100	.100	.100	.100	.200	.200	.400	.400	.400	.400	.400	.400
TGDN	CD	PPM	37	.100	.100	.100	.100	.100	.200	.200	.200	.400	.400	.400	.400
MQM	CD	PPM	11	.100	.100	.100	.400	.400	.400	.400	.400	.400	.400	.400	.400
MGDN	CD	PPM	66	.100	.100	.100	.200	.200	.400	.400	.400	.600	.600	.600	.600
CPSN	CD	PPM	187	.100	.100	.100	.100	.200	.200	.400	1.000	1.000	1.000	2.200	2.200
PM	CD	PPM	11	.100	.100	.100	.200	.200	.400	.400	.400	.400	.400	.400	.400
PGDN	CD	PPM	28	.100	.100	.100	.200	.200	.200	1.800	1.800	1.800	1.800	1.800	1.800
HCSN	CD	PPM	101	.100	.100	.200	.200	.200	.400	.400	.800	.800	.800	.800	.800

SUMMARY STATISTICS

SUBSET	VARIABLE	UNITS	N	ARITH MEAN	STD DEV	CV %	SKEW	EXCESS KURT	95% LIMITS ON MEAN	GEOM MEAN	LOG 10 MEAN	STD DEV	95% LIMITS ON MEAN		
RS	W	PPM	13	2.69	.751	27.9	-1.92	1.68	2.24	3.14	2.53	.4037	.1792	1.98	3.24
OMCV	W	PPM	172	1.56	2.13	136.2	7.95	74.73	1.24	1.88	1.25	.0968	.2234	1.18	1.35
EMN	W	PPM	19	2.05	2.68	130.4	2.44	4.24	.767	3.34	1.39	.1438	.3194	.978	1.98
TVA	W	PPM	10	1.00	.795E-07	.0*****	-3.00	1.00	1.00	1.00	1.00	0.0000	.0010	.998	1.00
KY	W	PPM	25	2.32	3.18	137.3	3.46	12.00	1.01	3.63	1.56	.1944	.3280	1.15	2.14
KQM	W	PPM	182	1.91	3.69	193.7	9.19	95.75	1.37	2.45	1.38	.1385	.2576	1.26	1.50
JKT	W	PPM	4	1.00	.577E-03	.1	0.00	-3.00	.999	1.00	1.00	0.0000	.0010	.987	1.00
JL	W	PPM	33	1.24	.561	45.1	2.20	3.68	1.04	1.44	1.16	.0654	.1454	1.03	1.31
TV	W	PPM	46	1.80	1.07	59.1	1.17	.48	1.49	2.12	1.56	.1925	.2295	1.33	1.82
TGDN	W	PPM	37	2.51	1.04	41.5	1.82	7.41	2.17	2.86	2.32	.3655	.1814	2.02	2.67
MQM	W	PPM	11	1.00	.754E-07	.0	0.00*****	1.00	1.00	1.00	1.00	0.0000	.0010	.998	1.00
MGDN	W	PPM	66	1.27	.985	77.4	5.37	32.06	1.03	1.51	1.14	.0574	.1632	1.04	1.25
CPSN	W	PPM	187	1.74	3.09	177.7	10.50	124.90	1.29	2.18	1.32	.1220	.2386	1.22	1.43
PM	W	PPM	11	1.00	.754E-07	.0	0.00*****	1.00	1.00	1.00	1.00	0.0000	.0010	.998	1.00
PGDN	W	PPM	28	2.00	4.35	217.3	4.88	22.22	.318	3.68	1.24	.0941	.2856	.963	1.60
HCSN	W	PPM	100	1.26	1.17	92.8	7.99	69.91	1.03	1.49	1.13	.0522	.1554	1.05	1.21

SUBSET	VARIABLE	UNITS	N	MIN VALUE	----- PERCENTILE -----								MAX VALUE	
					25TH	50TH	75TH	80TH	90TH	95TH	98TH	99TH		
RS	W	PPM	13	1.000	3.000	3.000	3.000	3.000	3.000	3.000	3.000	3.000	3.000	3.000
OMCV	W	PPM	172	1.000	1.000	1.000	1.000	1.000	3.000	3.000	8.000	13.000	24.000	
EMN	W	PPM	19	1.000	1.000	1.000	1.000	2.000	9.000	10.000	10.000	10.000	10.000	
TVA	W	PPM	10	1.000	1.000	1.000	1.000	1.000	1.000	1.000	1.000	1.000	1.000	
KY	W	PPM	25	1.000	1.000	1.000	3.000	3.000	4.000	16.000	16.000	16.000	16.000	
KQM	W	PPM	182	1.000	1.000	1.000	2.000	2.000	3.000	5.000	7.000	22.000	44.000	
JKT	W	PPM	4	1.000	1.000	1.000	1.000	1.000	1.000	1.000	1.000	1.000	1.000	
JL	W	PPM	33	1.000	1.000	1.000	1.000	1.000	2.000	3.000	3.000	3.000	3.000	
TV	W	PPM	46	1.000	1.000	1.000	2.000	3.000	3.000	4.000	5.000	5.000	5.000	
TGDN	W	PPM	37	1.000	2.000	3.000	3.000	3.000	3.000	3.000	7.000	7.000	7.000	
MQM	W	PPM	11	1.000	1.000	1.000	1.000	1.000	1.000	1.000	1.000	1.000	1.000	
MGDN	W	PPM	66	1.000	1.000	1.000	1.000	1.000	2.000	3.000	8.000	8.000	8.000	
CPSN	W	PPM	187	1.000	1.000	1.000	2.000	2.000	3.000	4.000	8.000	10.000	40.000	
PM	W	PPM	11	1.000	1.000	1.000	1.000	1.000	1.000	1.000	1.000	1.000	1.000	
PGDN	W	PPM	28	1.000	1.000	1.000	1.000	1.000	3.000	24.000	24.000	24.000	24.000	
HCSN	W	PPM	100	1.000	1.000	1.000	1.000	1.000	2.000	2.000	3.000	12.000	12.000	

SUMMARY STATISTICS

SUBSET	VARIABLE	UNITS	N	ARITH MEAN	STD DEV	CV %	SKEW	EXCESS KURT	95% LIMITS ON MEAN	GEOM. MEAN	LOG 10 MEAN	STD DEV	95% LIMITS ON MEAN		
RS	SN	PPM	13	.654	.240	36.7	.83	-1.31	.510	.798	.619	-.2084	.1446	.507	.785
OMCV	SN	PPM	172	.750	.460	61.4	3.18	14.88	.681	.819	.668	-.1750	.1896	.626	.714
EMN	SN	PPM	19	.684	.380	55.6	2.40	5.55	.502	.867	.622	-.2060	.1753	.513	.785
TVA	SN	PPM	10	.900	.615	68.3	1.15	-.33	.467	1.33	.758	-.1204	.2539	.502	1.14
KY	SN	PPM	25	.720	.356	49.4	1.98	4.50	.573	.867	.660	-.1806	.1738	.559	.778
KQM	SN	PPM	182	.871	.739	84.8	3.09	10.36	.763	.979	.720	-.1425	.2343	.666	.779
JKT	SN	PPM	4	.500	.577E-03	.1	0.00	-3.00	.499	.501	.500	-.3010	.0010	.498	.502
JL	SN	PPM	33	1.02	.643	63.4	.75	-1.18	.787	1.24	.845	-.0730	.2610	.683	1.05
TV	SN	PPM	46	.739	.444	60.1	1.99	3.00	.607	.871	.656	-.1832	.1954	.574	.749
TGDN	SN	PPM	37	.703	.750	106.7	5.30	27.84	.453	.953	.595	-.2252	.1923	.514	.690
MQM	SN	PPM	11	.500	.377E-07	.0	0.00*****	.500	.500	.500	.500	-.3010	.0010	.499	.501
MGDN	SN	PPM	66	.879	.639	72.7	1.75	2.21	.722	1.04	.731	-.1361	.2435	.637	.839
CPSN	SN	PPM	187	.762	.522	68.5	3.15	12.09	.687	.837	.667	-.1759	.1995	.624	.713
PM	SN	PPM	11	.636	.234	36.7	1.02	-.96	.481	.791	.604	-.2189	.1406	.487	.749
PGDN	SN	PPM	28	.821	.641	78.1	2.09	3.48	.573	1.07	.683	-.1657	.2390	.552	.845
HCSN	SN	PPM	101	1.03	1.11	107.4	3.31	11.30	.811	1.25	.782	-.1066	.2772	.690	.887

SUBSET	VARIABLE	UNITS	N	MIN VALUE	PERCENTILE								MAX VALUE	
					25TH	50TH	75TH	80TH	90TH	95TH	98TH	99TH		
RS	SN	PPM	13	.500	.500	.500	1.000	1.000	1.000	1.000	1.000	1.000	1.000	1.000
OMCV	SN	PPM	172	.500	.500	.500	1.000	1.000	1.000	2.000	2.000	2.000	2.000	4.000
EMN	SN	PPM	19	.500	.500	.500	1.000	1.000	1.000	2.000	2.000	2.000	2.000	2.000
TVA	SN	PPM	10	.500	.500	.500	1.000	2.000	2.000	2.000	2.000	2.000	2.000	2.000
KY	SN	PPM	25	.500	.500	.500	1.000	1.000	1.000	2.000	2.000	2.000	2.000	2.000
KQM	SN	PPM	182	.500	.500	.500	1.000	1.000	1.000	3.000	4.000	4.000	4.000	5.000
JKT	SN	PPM	4	.500	.500	.500	.500	.500	.500	.500	.500	.500	.500	.500
JL	SN	PPM	33	.500	.500	.500	2.000	2.000	2.000	2.000	2.000	2.000	2.000	2.000
TV	SN	PPM	46	.500	.500	.500	1.000	1.000	1.000	2.000	2.000	2.000	2.000	2.000
TGDN	SN	PPM	37	.500	.500	.500	.500	1.000	1.000	1.000	1.000	5.000	5.000	5.000
MQM	SN	PPM	11	.500	.500	.500	.500	.500	.500	.500	.500	.500	.500	.500
MGDN	SN	PPM	66	.500	.500	.500	1.000	1.000	2.000	2.000	3.000	3.000	3.000	3.000
CPSN	SN	PPM	187	.500	.500	.500	1.000	1.000	1.000	2.000	3.000	3.000	3.000	4.000
PM	SN	PPM	11	.500	.500	.500	1.000	1.000	1.000	1.000	1.000	1.000	1.000	1.000
PGDN	SN	PPM	28	.500	.500	.500	1.000	1.000	2.000	3.000	3.000	3.000	3.000	3.000
HCSN	SN	PPM	101	.500	.500	.500	1.000	1.000	2.000	3.000	6.000	6.000	6.000	6.000

SUMMARY STATISTICS

SUBSET	VARIABLE	UNITS	N	ARITH MEAN	STD DEV	CV %	SKEW	EXCESS KURT	95% LIMITS ON MEAN	GEOM MEAN	LOG 10 MEAN	STD DEV	95% LIMITS ON MEAN		
RS	SB	PPM	13	.346	.776E-01	22.4	.13	-.30	.300	.393	.338	-.4713	.1015	.294	.389
OMCV	SB	PPM	172	.427	.577	135.3	5.45	34.16	.340	.514	.310	-.5085	.2994	.280	.344
EMN	SB	PPM	19	.674	.413	61.4	.65	-.59	.475	.872	.551	-.2592	.3009	.395	.768
TVA	SB	PPM	10	.480	.162	33.7	.83	-.30	.366	.594	.458	-.3394	.1394	.365	.574
KY	SB	PPM	25	1.17	.944	80.8	2.05	4.99	.779	1.56	.891	-.0499	.3393	.646	1.23
KQM	SB	PPM	182	.485	.496	102.3	4.68	26.80	.413	.558	.378	-.4226	.2841	.343	.416
JKT	SB	PPM	4	.650	.265	40.7	.50	-1.24	.283	1.02	.612	-.2135	.1739	.351	1.07
JL	SB	PPM	33	.427	.255	59.7	2.54	7.78	.337	.518	.378	-.4229	.2109	.318	.449
TV	SB	PPM	46	.343	.113	32.9	.68	-.20	.310	.377	.326	-.4864	.1408	.296	.359
TGDN	SB	PPM	37	.316	.112	35.4	.52	.69	.279	.353	.296	-.5293	.1701	.259	.337
MQM	SB	PPM	11	.209	.701E-01	33.5	1.72	3.71	.163	.256	.200	-.6990	.1346	.163	.246
MGDN	SB	PPM	66	.380	.475	125.0	5.93	39.19	.263	.497	.297	-.5273	.2569	.257	.343
CPSN	SB	PPM	187	1.46	12.4	850.4	13.50	180.88	-.331	3.25	.406	-.3911	.3817	.358	.461
PM	SB	PPM	11	.300	.205	68.3	1.39	1.23	.164	.436	.249	-.6034	.2746	.164	.379
PGDN	SB	PPM	28	.579	.603	104.3	1.45	1.28	.345	.812	.356	-.4486	.4349	.242	.525
HCSN	SB	PPM	101	.524	.381	72.7	3.35	17.22	.449	.599	.436	-.3605	.2601	.387	.491

SUBSET	VARIABLE	UNITS	N	MIN VALUE	----- PERCENTILE -----								MAX VALUE	
					25TH	50TH	75TH	80TH	90TH	95TH	98TH	99TH		
RS	SB	PPM	13	.200	.300	.300	.400	.400	.500	.500	.500	.500	.500	.500
OMCV	SB	PPM	172	.100	.200	.300	.400	.400	.700	1.100	3.500	4.000	5.000	5.000
EMN	SB	PPM	19	.100	.400	.600	1.100	1.100	1.300	1.600	1.600	1.600	1.600	1.600
TVA	SB	PPM	10	.300	.400	.500	.500	.700	.800	.800	.800	.800	.800	.800
KY	SB	PPM	25	.100	.600	.800	1.500	1.900	2.200	4.600	4.600	4.600	4.600	4.600
KQM	SB	PPM	182	.100	.300	.400	.500	.600	.900	1.100	1.600	3.600	4.000	4.000
JKT	SB	PPM	4	.400	.500	.700	1.000	1.000	1.000	1.000	1.000	1.000	1.000	1.000
JL	SB	PPM	33	.100	.300	.300	.500	.500	.800	.900	1.500	1.500	1.500	1.500
TV	SB	PPM	46	.200	.300	.300	.400	.400	.500	.600	.600	.600	.600	.600
TGDN	SB	PPM	37	.100	.300	.300	.400	.400	.400	.600	.600	.600	.600	.600
MQM	SB	PPM	11	.100	.200	.200	.200	.200	.400	.400	.400	.400	.400	.400
MGDN	SB	PPM	66	.100	.200	.300	.400	.400	.600	1.100	3.800	3.800	3.800	3.800
CPSN	SB	PPM	187	.100	.300	.400	.600	.700	1.100	1.800	2.900	5.900	170.000	170.000
PM	SB	PPM	11	.100	.200	.200	.400	.500	.800	.800	.800	.800	.800	.800
PGDN	SB	PPM	28	.100	.200	.300	.900	1.100	1.500	2.400	2.400	2.400	2.400	2.400
HCSN	SB	PPM	101	.100	.300	.400	.700	.700	.900	1.000	1.800	3.000	3.000	3.000

SUMMARY STATISTICS

SUBSET	VARIABLE	UNITS	N	ARITH MEAN	STD DEV	CV %	SKEW	EXCESS KURT	95% LIMITS ON MEAN	GEOM MEAN	LOG 10 MEAN	STD DEV	95% LIMITS ON MEAN
RS	BA	PPM	13	877.	66.8	7.6	-.36	-.89	837. 917.	875.	2.9418	.0337	835. 916.
DMCV	BA	PPM	172	995.	128.	12.8	1.56	3.44	976. .101E+04	988.	2.9947	.0519	970. .101E+04
EMN	BA	PPM	19	921.	117.	12.7	.72	-.27	865. 977.	914.	2.9611	.0535	862. 970.
TVA	BA	PPM	10	830.	124.	15.0	-1.10	.33	742. 918.	820.	2.9140	.0723	730. 923.
KY	BA	PPM	25	849.	193.	22.7	.79	1.13	769. 928.	829.	2.9184	.0966	756. 908.
KQM	BA	PPM	182	935.	92.0	9.8	.29	.92	922. 949.	931.	2.9689	.0428	917. 944.
JKT	BA	PPM	4	955.	77.2	8.1	.58	-1.07	848. .106E+04	953.	2.9790	.0345	853. .106E+04
JL	BA	PPM	33	952.	189.	19.8	2.56	8.41	885. .102E+04	938.	2.9721	.0734	883. 996.
TV	BA	PPM	46	939.	121.	12.8	.45	-.02	903. 974.	931.	2.9691	.0552	897. 967.
TGDN	BA	PPM	37	862.	79.4	9.2	-.05	-.28	836. 889.	859.	2.9338	.0405	832. 886.
MQM	BA	PPM	11	958.	103.	10.8	-.26	-1.46	890. .103E+04	953.	2.9791	.0478	886. .103E+04
MGDN	BA	PPM	66	.111E+04	166.	15.0	.82	.20	.107E+04 .115E+04	.110E+04	3.0402	.0625	.106E+04 .114E+04
CPSN	BA	PPM	187	997.	165.	16.5	2.40	11.02	974. .102E+04	986.	2.9938	.0645	965. .101E+04
PM	BA	PPM	11	853.	47.6	5.6	-.15	-1.36	821. 884.	852.	2.9302	.0244	820. 884.
PGDN	BA	PPM	28	937.	160.	17.1	.82	-.01	875. 999.	925.	2.9661	.0711	868. 985.
HCSN	BA	PPM	100	846.	101.	11.9	.38	-.20	826. 866.	840.	2.9243	.0513	820. 860.

SUBSET	VARIABLE	UNITS	N	MIN VALUE	PERCENTILE								MAX VALUE
					25TH	50TH	75TH	80TH	90TH	95TH	98TH	99TH	
RS	BA	PPM	13	760.000	840.000	880.000	940.000	940.000	980.000	980.000	980.000	980.000	980.000
OMCV	BA	PPM	172	760.000	920.000	980.000	1040.000	1060.000	1140.000	1240.000	1460.000	1500.000	1520.000
EMN	BA	PPM	19	760.000	840.000	900.000	980.000	1040.000	1140.000	1180.000	1180.000	1180.000	1180.000
TVA	BA	PPM	10	560.000	800.000	860.000	920.000	920.000	980.000	980.000	980.000	980.000	980.000
KY	BA	PPM	25	520.000	740.000	840.000	940.000	960.000	1060.000	1400.000	1400.000	1400.000	1400.000
KQM	BA	PPM	182	660.000	880.000	940.000	980.000	1000.000	1040.000	1100.000	1140.000	1200.000	1260.000
JKT	BA	PPM	4	880.000	920.000	960.000	1060.000	1060.000	1060.000	1060.000	1060.000	1060.000	1060.000
JL	BA	PPM	33	720.000	860.000	900.000	1040.000	1060.000	1160.000	1300.000	1760.000	1760.000	1760.000
TV	BA	PPM	46	700.000	860.000	920.000	1000.000	1000.000	1120.000	1200.000	1200.000	1200.000	1200.000
TGDN	BA	PPM	37	680.000	800.000	860.000	920.000	940.000	960.000	1000.000	1020.000	1020.000	1020.000
MQM	BA	PPM	11	800.000	880.000	980.000	1040.000	1080.000	1080.000	1080.000	1080.000	1080.000	1080.000
MGDN	BA	PPM	66	840.000	1000.000	1080.000	1200.000	1260.000	1340.000	1460.000	1560.000	1560.000	1560.000
CPSN	BA	PPM	187	680.000	920.000	980.000	1060.000	1080.000	1160.000	1200.000	1520.000	1800.000	1980.000
PM	BA	PPM	11	780.000	820.000	860.000	900.000	900.000	920.000	920.000	920.000	920.000	920.000
PGDN	BA	PPM	28	680.000	820.000	920.000	1000.000	1060.000	1220.000	1320.000	1320.000	1320.000	1320.000
HCSN	BA	PPM	100	640.000	780.000	840.000	920.000	940.000	980.000	1020.000	1100.000	1120.000	1120.000

SUMMARY STATISTICS

SUBSET	VARIABLE	UNITS	N	ARITH MEAN	STD DEV	CV %	SKEW	EXCESS KURT	95% LIMITS ON MEAN	GEOM MEAN	LOG 10 MEAN	STD DEV	95% LIMITS ON MEAN		
RS	AU	PPB	13	5.77	8.58	148.7	1.50	.79	.631	10.9	1.95	.2907	.6688	.778	4.91
OMCV	AU	PPB	170	5.03	36.7	729.4	12.50	157.38	-.526	10.6	1.10	.0402	.4838	.927	1.30
EMN	AU	PPB	19	2.37	2.67	112.6	1.52	1.69	1.09	3.65	1.32	.1207	.4827	.774	2.25
TVA	AU	PPB	10	1.55	1.09	70.4	1.01	.48	.781	2.32	1.23	.0903	.3189	.734	2.07
KY	AU	PPB	25	11.3	34.9	309.9	4.32	17.55	-3.12	25.6	2.11	.3252	.6823	1.11	4.04
KQM	AU	PPB	181	9.14	58.6	641.0	12.15	153.84	.545	17.7	1.18	.0734	.6116	.963	1.46
JKT	AU	PPB	4	4.25	4.33	101.9	0.00	-2.00	-1.76	10.3	2.00	.3010	.6952	.217	18.4
JL	AU	PPB	33	37.2	204.	549.6	5.48	28.03	-35.2	110.	1.21	.0838	.6657	.704	2.09
TV	AU	PPB	46	10.9	27.6	253.1	4.30	20.01	2.72	19.1	2.22	.3465	.7150	1.36	3.82
TGDN	AU	PPB	37	10.6	38.7	365.4	4.97	24.33	-2.31	23.5	1.80	.2553	.6196	1.12	2.90
MQM	AU	PPB	10	35.1	108.	308.7	2.67	5.11	-41.2	111.	1.23	.0905	.8949	.288	5.26
MGDN	AU	PPB	66	6.62	20.6	310.7	4.94	27.10	1.56	11.7	1.09	.0382	.6431	.759	1.57
CPSN	AU	PPB	186	5.85	18.1	309.4	5.25	30.07	3.23	8.47	1.36	.1321	.5873	1.11	1.65
PM	AU	PPB	11	.500	.377E-07	.0	0.00*****	.500	.500	.3010	.0010	.499	.501		
PGDN	AU	PPB	27	6.22	17.8	285.6	3.79	13.75	-.796	13.2	1.24	.0942	.6239	.704	2.19
HCSN	AU	PPB	98	6.16	19.1	309.7	5.66	34.98	2.34	9.98	1.55	.1915	.5958	1.18	2.05

SUBSET	VARIABLE	UNITS	N	MIN VALUE	PERCENTILE									MAX VALUE
					25TH	50TH	75TH	80TH	90TH	95TH	98TH	99TH		
RS	AU	PPB	13	.500	.500	2.000	11.000	11.000	26.000	26.000	26.000	26.000	26.000	26.000
OMCV	AU	PPB	170	.500	.500	.500	2.000	3.000	4.000	9.000	18.000	64.000	475.000	
EMN	AU	PPB	19	.500	.500	.500	4.000	4.000	7.000	10.000	10.000	10.000	10.000	
TVA	AU	PPB	10	.500	.500	2.000	2.000	2.000	4.000	4.000	4.000	4.000	4.000	
KY	AU	PPB	25	.500	.500	1.000	5.000	6.000	17.000	174.000	174.000	174.000	174.000	
KQM	AU	PPB	181	.500	.500	.500	2.000	3.000	12.000	33.000	80.000	112.000	767.000	
JKT	AU	PPB	4	.500	.500	8.000	8.000	8.000	8.000	8.000	8.000	8.000	8.000	
JL	AU	PPB	33	.500	.500	.500	2.000	2.000	6.000	9.000	1175.000	1175.000	1175.000	
TV	AU	PPB	46	.500	.500	2.000	5.000	15.000	27.000	80.000	165.000	165.000	165.000	
TGDN	AU	PPB	37	.500	.500	2.000	4.000	4.000	7.000	82.000	225.000	225.000	225.000	
MQM	AU	PPB	10	.500	.500	.500	1.000	3.000	343.000	343.000	343.000	343.000	343.000	
MGDN	AU	PPB	66	.500	.500	.500	1.000	2.000	18.000	51.000	141.000	141.000	141.000	
CPSN	AU	PPB	186	.500	.500	1.000	2.000	3.000	12.000	29.000	84.000	116.000	145.000	
PM	AU	PPB	11	.500	.500	.500	.500	.500	.500	.500	.500	.500	.500	
PGDN	AU	PPB	27	.500	.500	.500	2.000	2.000	13.000	86.000	86.000	86.000	86.000	
HCSN	AU	PPB	98	.500	.500	1.000	4.000	4.000	12.000	24.000	87.000	149.000	149.000	

SUMMARY STATISTICS

SUBSET	VARIABLE	UNITS	N	ARITH MEAN	STD DEV	CV %	SKEW	EXCESS KURT	95% LIMITS ON MEAN	GEOM MEAN	LOG 10 MEAN	STD DEV	95% LIMITS ON MEAN		
RS	F-W	PPB	13	118.	30.2	25.6	.26	-1.57	99.8	136.	114.	2.0582	111.1	98.1	133.
OMCV	F-W	PPB	171	184.	255.	138.7	4.82	29.29	145.	222.	128.	2.1062	311.9	115.	142.
EMN	F-W	PPB	19	85.7	36.6	42.7	.33	-1.10	68.1	103.	78.1	1.8924	198.3	62.7	97.2
TVA	F-W	PPB	8	136.	99.4	73.1	1.26	.15	54.9	217.	113.	2.0517	269.4	67.9	187.
KY	F-W	PPB	24	68.7	20.1	29.2	.05	-.66	60.3	77.2	65.7	1.8177	137.4	57.5	78.1
KQM	F-W	PPB	180	106.	84.4	79.5	2.11	4.82	93.8	119.	84.2	1.9255	283.4	76.5	92.7
JKT	F-W	PPB	4	146.	93.6	64.1	.88	-.92	16.1	276.	127.	2.1046	254.8	56.4	287.
JL	F-W	PPB	30	104.	26.6	25.5	.34	-1.33	94.4	114.	101.	2.0046	110.2	91.9	111.
TV	F-W	PPB	42	147.	66.0	45.0	1.43	2.61	126.	167.	134.	2.1285	181.1	118.	153.
TGDN	F-W	PPB	36	141.	62.6	44.5	1.32	1.22	119.	162.	129.	2.1117	174.6	113.	148.
MOM	F-W	PPB	11	62.5	14.5	23.1	.23	-1.13	53.0	72.1	61.0	1.7855	101.3	52.3	71.3
MGDN	F-W	PPB	63	112.	46.5	41.5	1.79	4.59	101.	124.	105.	2.0192	162.7	95.1	115.
CPSN	F-W	PPB	181	146.	87.1	59.6	1.27	1.36	133.	159.	124.	2.0947	246.9	114.	135.
PM	F-W	PPB	11	50.0	9.17	18.3	1.71	2.37	43.9	56.1	49.3	1.6933	107.13	44.3	55.0
PGDN	F-W	PPB	28	96.9	51.9	53.5	1.75	3.88	76.8	117.	86.3	1.9361	209.0	71.7	104.
HCSN	F-W	PPB	98	65.3	32.2	49.3	1.96	5.17	58.8	71.7	59.3	1.7733	184.4	54.5	64.6

SUBSET	VARIABLE	UNITS	N	MIN VALUE	----- PERCENTILE -----								MAX VALUE	
					25TH	50TH	75TH	80TH	90TH	95TH	98TH	99TH		
RS	F-W	PPB	13	80.000	90.000	110.000	150.000	150.000	160.000	160.000	160.000	160.000	160.000	160.000
OMCV	F-W	PPB	171	40.000	80.000	110.000	160.000	200.000	320.000	640.000	1120.000	1400.000	2260.000	2260.000
EMN	F-W	PPB	19	30.000	58.000	76.000	110.000	130.000	140.000	150.000	150.000	150.000	150.000	150.000
TVA	F-W	PPB	8	64.000	74.000	88.000	230.000	230.000	340.000	340.000	340.000	340.000	340.000	340.000
KY	F-W	PPB	24	30.000	54.000	72.000	86.000	86.000	98.000	110.000	110.000	110.000	110.000	110.000
KQM	F-W	PPB	180	26.000	50.000	74.000	140.000	150.000	190.000	300.000	440.000	440.000	440.000	440.000
JKT	F-W	PPB	4	76.000	88.000	140.000	280.000	280.000	280.000	280.000	280.000	280.000	280.000	280.000
JL	F-W	PPB	30	68.000	82.000	100.000	130.000	140.000	140.000	150.000	150.000	150.000	150.000	150.000
TV	F-W	PPB	42	62.000	98.000	140.000	180.000	190.000	230.000	310.000	380.000	380.000	380.000	380.000
TGDN	F-W	PPB	36	68.000	96.000	130.000	160.000	190.000	240.000	300.000	320.000	320.000	320.000	320.000
MOM	F-W	PPB	11	42.000	54.000	62.000	74.000	82.000	86.000	86.000	86.000	86.000	86.000	86.000
MGDN	F-W	PPB	63	42.000	82.000	100.000	130.000	140.000	190.000	200.000	310.000	310.000	310.000	310.000
CPSN	F-W	PPB	181	38.000	84.000	120.000	180.000	210.000	270.000	320.000	390.000	430.000	470.000	470.000
PM	F-W	PPB	11	42.000	44.000	48.000	52.000	56.000	74.000	74.000	74.000	74.000	74.000	74.000
PGDN	F-W	PPB	28	40.000	56.000	96.000	120.000	120.000	150.000	280.000	280.000	280.000	280.000	280.000
HCSN	F-W	PPB	98	26.000	42.000	60.000	78.000	84.000	98.000	140.000	180.000	210.000	210.000	210.000

SUMMARY STATISTICS

SUBSET	VARIABLE	UNITS	N	ARITH MEAN	STD DEV	CV %	SKEW	EXCESS KURT	95% LIMITS ON MEAN	GEOM MEAN	LOG 10 MEAN	STD DEV	95% LIMITS ON MEAN
RS	U-W	PPB	13	.200E-01	.340E-08	0.0	*****	.200E-01	.200E-01	.200E-01	-1.6990	.0000	.200E-01 .200E-01
OMCV	U-W	PPB	171	.175	.327	187.1	4.60	27.73	.125	.224	.694E-01	-1.1587	.5596 .571E-01 .843E-01
EMN	U-W	PPB	19	1.16	1.92	165.0	3.00	8.87	.242	2.09	.342	-.4665	.8270 .137 .852
TVA	U-W	PPB	8	.133	.124	93.4	.54	-1.01	.316E-01	.233	.759E-01	-1.1198	.5361 .277E-01 .208
KY	U-W	PPB	24	.413	.534	129.1	2.49	6.37	.188	.638	.193	-.7154	.6198 .106 .351
KQM	U-W	PPB	180	.743	1.29	174.0	2.47	6.70	.553	.933	.179	-.7466	.7691 .138 .233
JKT	U-W	PPB	4	.365	.441	120.9	.90	-.89	-.248	.978	.166	-.7787	.7197 .167E-01 1.66
JL	U-W	PPB	30	.703	.920	130.7	2.44	5.74	.361	1.05	.324	-.4891	.6405 .187 .562
TV	U-W	PPB	42	.663	1.18	178.7	2.28	3.80	.294	1.03	.179	-.7465	.7463 .105 .306
TGDN	U-W	PPB	36	.188	.563	298.7	5.38	28.24	-.192E-02	.379	.602E-01	-1.2206	.5461 .393E-01 .921E-01
MQM	U-W	PPB	11	.618E-01	.868E-01	140.4	1.68	.97	.421E-02	.119	.340E-01	-1.4687	.4311 .176E-01 .657E-01
MGDN	U-W	PPB	63	1.05	1.25	118.4	1.27	.53	.738	1.37	.385	-.4146	.7407 .251 .591
CPSN	U-W	PPB	181	.503	.856	170.3	2.40	5.61	.377	.629	.128	-.8912	.7480 .998E-01 .165
PM	U-W	PPB	11	.336E-01	.341E-01	101.5	2.35	4.05	.110E-01	.563E-01	.262E-01	-1.5817	.2715 .173E-01 .397E-01
PGDN	U-W	PPB	28	.619	.861	139.1	1.72	1.82	.286	.953	.220	-.6569	.7017 .118 .412
HCSN	U-W	PPB	98	.365	.638	174.8	2.68	7.47	.237	.493	.103	-.9888	.6984 .743E-01 .142

SUBSET	VARIABLE	UNITS	N	MIN VALUE	PERCENTILE									MAX VALUE
					25TH	50TH	75TH	80TH	90TH	95TH	98TH	99TH		
RS	U-W	PPB	13	.020	.020	.020	.020	.020	.020	.020	.020	.020	.020	.020
OMCV	U-W	PPB	171	.020	.020	.060	.170	.230	.450	.680	1.600	1.700	2.800	
EMN	U-W	PPB	19	.020	.090	.780	1.500	1.600	2.700	8.400	8.400	8.400	8.400	
TVA	U-W	PPB	8	.020	.020	.170	.220	.220	.350	.350	.350	.350	.350	
KY	U-W	PPB	24	.020	.130	.240	.500	.530	1.400	2.400	2.400	2.400	2.400	
KQM	U-W	PPB	180	.020	.020	.130	.790	1.100	3.100	3.900	4.500	5.200	8.000	
JKT	U-W	PPB	4	.020	.120	.320	1.000	1.000	1.000	1.000	1.000	1.000	1.000	
JL	U-W	PPB	30	.020	.250	.340	.940	1.000	1.700	3.200	4.100	4.100	4.100	
TV	U-W	PPB	42	.020	.020	.220	.500	.640	3.400	4.000	4.500	4.500	4.500	
TGDN	U-W	PPB	36	.020	.020	.050	.140	.160	.340	.450	3.400	3.400	3.400	
MQM	U-W	PPB	11	.020	.020	.020	.050	.210	.260	.260	.260	.260	.260	
MGDN	U-W	PPB	63	.020	.160	.510	1.900	2.100	3.200	4.300	4.500	4.500	4.500	
CPSN	U-W	PPB	181	.020	.020	.100	.500	.800	1.900	2.400	3.700	4.000	4.400	
PM	U-W	PPB	11	.020	.020	.020	.020	.060	.130	.130	.130	.130	.130	
PGDN	U-W	PPB	28	.020	.070	.270	.700	.720	2.300	3.200	3.200	3.200	3.200	
HCSN	U-W	PPB	98	.020	.020	.090	.450	.610	1.100	1.700	2.900	3.300	3.300	