







CAB MINERAL
GEOLOGY
SCALE 1" = 100'

-  Medium-grained
-  Fine-coarse grained with irregularly shaped Scheelite minerals
-  Interbedded quartz and limestone
-  Geological contact
-  Outcrop limits
-  Bedding

