

ANVIL - MM PROJECT, Y.T.
 LINE 1 - SE (101 - 109) 21 000' ASL
 LINE 3 - SE (110 - 124) 12 500' ASL
 LINE 4 - NW (125 - 137) 12 000' ASL
 LINE 5 - E (138 - 154) 10 500' ASL
 18 - 9
 RC10 1507-1516 No. 1607 - 1578
 CFL 153, 272, 1048, 1048, 3958, 2x500 nm, F.V. 1.4X

NW 10973 11 - 109

015648

NORTH WEST SURVEY

1057

NW 110973-1-102



NORTH WEST SURVEY

837



NW 110973.1 103

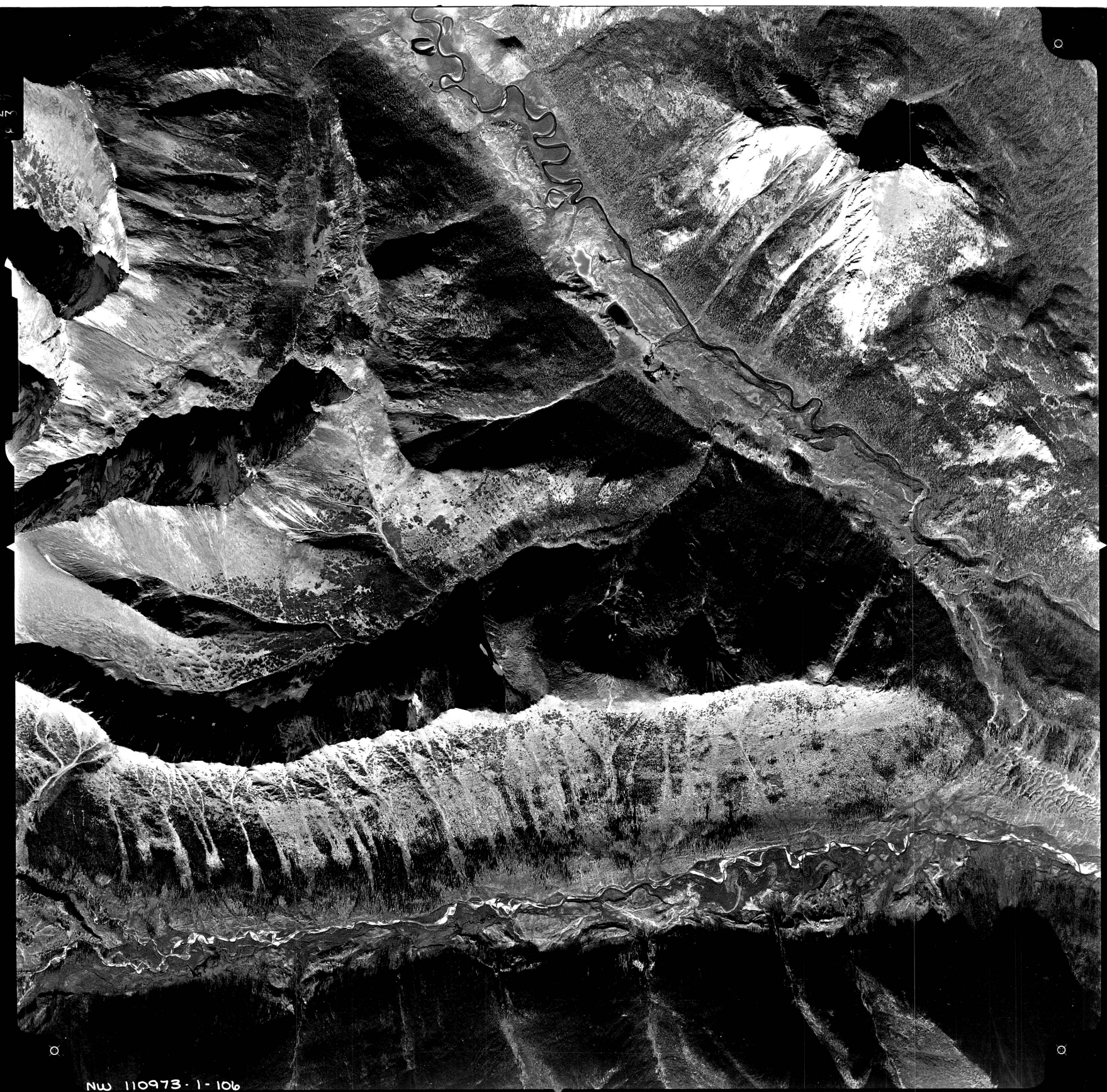
NORTH WEST SURVEY



101-1376011 CN




NORTH WEST SURVEY




NW 110973-1-106

NORTH WEST SURVEY



NW 110973-1-107

NORTH WEST SURVEY



NW 110973-1-108

NORTH WEST SURVEY

NW 116973-1-109

