

015722

LOWER ANVIL CREEK

Drill Logs

77-LA-1; 77-LA-2; 70-LA-1

CYPRUS ANVIL MINING CORPORATION

DIAMOND DRILL CORE LOG

Hole Number: 77 LA-1

Fabric Orientation Diagram:

Project: Lower Anvil Joint Venture
(Cyprus Anvil/Preussag Canada)

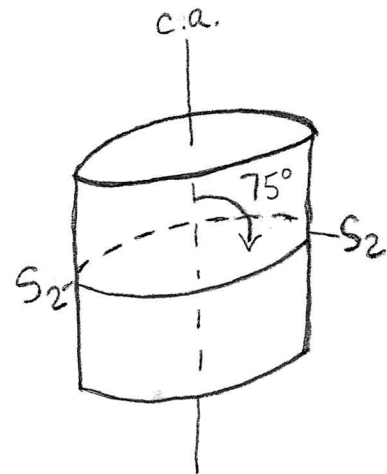
Location: Lower Anvil Creek, Map Area C-6

Claim: Gran 15

Terr. Plane
Co-ords.: _____ N

_____ E

Grid
Co-ords.: 152 W, 36+50N



All symmetry determinations looking

NW with S₂ dipping

SW with dip azimuth _____.

Elevation: Approx. 3,000'

Total Depth: 152 M

Purpose: To test Gravity Anomaly

Logged by: G. D. House Date(s) Logged: _____

Drilling Contractor: Arctic Diamond Drilling Core: Size From To Collar Cased and Capped: No

BQ 15.4 152.0

Started: 15/08/77 Completed: 20/08/77

CYPRUS ANVIL MINING CORPORATION

DIAMOND DRILL CORE LOG

Hole Number: 77 LA-2

Fabric Orientation Diagram:

Project: Lower Anvil Joint Venture

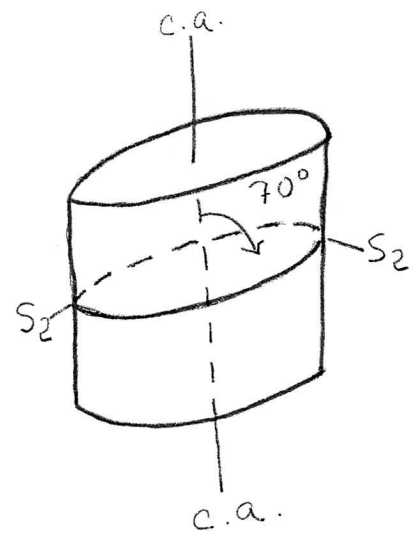
Location: Lower Anvil Creek

Claim: Aro 24

Terr. Plane
Co-ords.: _____ N

_____ E

Grid
Co-ords.: L48W, 57+50N



All symmetry determinations looking

NW with S₂ dipping

SW with dip azimuth _____.

Elevation: Approx. 2,900'

Total Depth: 337.11 M

Purpose: To test Gravity and Turam Anomalies.

Logged by: G. D. House

Date(s) Logged: 11, 12, 13 September, 1977

Drilling

Contractor: Arctic Diamond Drilling Core: Size From To Collar Cased and Capped: Yes

BQ 95.1 M 337.11 M

Started: 26/08/77

Completed: 12/09/77

Code	From	To	Unit	Code	Description			
L	10 14	16 20	22 23	25 27				
L	0 0	9 5	1	1	#	Overburden and casing. Bedrock from 80.8 M - cased to 95.1 M.		
L	9 5	9 7	0	2	1,C,7	Contorted S ₂ , broken ground, staurolite.		
L	9 7	1 0	0	3	1,C,7	Knots garnets, light brown.		
L	1 0	1 0	3	4	1,C,7	Garnets.		
L	1 0	1 0	4	0	5	0,Q,0	Muscovite, pyrite in quartz vein, 75° to core axis.	
L	1 0	1 0	6	5	6	1,C,8	Mixed 1C1, S ₂ at 0-5°, broken ground.	
L	1 0	1 1	0	9	7	1,C,7	Contorted S ₂ .	
L	1 1	1 1	1	5	8	1,C,1	Quartz-feldspar-muscovite-garnet "quartzite".	
L	1 1	1 1	6	0	9	1,C,7		
L	1 1	1 1	6	4	1	0	Quartz vein, 80°, garnets.	
L	1 1	1 3	2	0	1	1	1,C,7	Garnets.
L	1 3	1 3	5	4	1	2	1,C,8	Fine-grained, chloritic, garnets in veins.
L	1 3	1 4	2	0	1	3	1,C,7	Lost core 136.3-136.6. Contorted S ₂ , biotite knots, pyrite associated S ₂ planars from 137 M.
L	1 4	1 4	4	0	1	4	1,C,8	Contorted S ₂ .
L	1 4	1 4	8	1	1	5	1,C,7	Pyrite on S ₂ planars, garnets, chlorite.
L	1 4	1 4	8	9	1	6	1,C,1	Quartz-feldspar-muscovite "quartzite", altered.
L	1 4	1 5	1	7	1	7	1,C,7	Minor quartz planars to S ₂ .
L	1 5	1 5	5	0	1	8	1,C,7	Contorted S ₂ , minor bands to 0.2 M 1C8.
L	1 5	1 6	0	7	1	9	1,C,7	Much decreased staurolite, minor garnets.
L	1 6	1 6	4	0	2	0	1,C,8	Mixed chlorite and biotite schist.
L	1 6	1 6	7	4	2	1	1,C,7	Minor garnets.
L	1 6	1 6	7	6	2	2	0,Q,0	Quartz vein.
L	1 6	1 7	6	4	2	3	1,C,7	Contorted S ₂ , pyritic.
L	1 7	1 7	8	8	2	4	1,C,7	Altered, chloritic sericitic, gougey? Quartz-muscovite vein 179.4-179.7 M.
L	1 7	1 8	5	0	2	5	1,C,7	Contorted S ₂ .
L	1 8	1 8	6	0	2	6	1,C,7	To 1C8 in parts, associated quartz veining, altered, chloritic, pyrite.
L	1 8	1 8	8	0	2	7	1,C,7	Quartz veining part S ₂ , pyrite, chlorite.
L	1 8	1 9	9	0	2	8	1,C,7	Pyritic, minor quartz veins cross-cutting S ₂ planes, chloritic 195-196 M.
L	1 9	2 0	0	0	2	9	0,E,8	Hornblende-quartz-feldspar intrusive, dyke, fault bounded.

Code	From	To	Unit	Code	Description
	10 14 16 20 22 23 25 27				
L	20100	20111	310	1C18	Sheared, broken ground to 200.2, siliceous and chloritic pyrite.
L	20111	20164	311	1C17	Increased biotite-muscovite, pyritic, siliceous.
L	20164	20182	312	1C18	1.1 M recovery, lost core. Chloritic alteration, broken ground, FAULT.
L	20182	20192	313	1C11	Very pyritic, BROKEN GROUND, FAULT GOUGE AND ALTERATION.
L	20192	21000	314	1C17	Pyritic, ALTERED, GOUGE, VERY BROKEN, FAULT ZONE.
L	21000	21115	315	1C17	LOST CORE, NO RECOVERY.
L	21115	21136	316	1C18	Slightly pyritic, broken ground.
L	21136	21143	317	1C18	Gougey, altered, pyritic.
L	21143	21162	318	1C18	Less gougey, pyritic.
L	21162	21170	319	1C18	Pyritic, GOUGE.
L	21170	21195	410	1C18	More solid, quartz veined.
L	21195	22230	411	1C17	Pyritic, altered, chloritic, healed shear zone?
L	22230	22257	412	1E12	Muddy gouge at 223.7 M, very pyritic.
L	22257	22332	413	1C17	Very pyritic.
L	22332	22338	414	1C18	Fine grained, chloritic (alteration around dyke?).
L	22338	22368	415	0D18	LOST CORE. 0.2 M recovered, very fine grained, pink garnets.
L	22368	22380	416	0D18	LOST CORE, GROUND, BROKEN GROUND, PEBBLES 10D. 0.8 M recovered.
L	22380	22385	417	1C17	0.2 M recovery, LOST CORE, BROKEN, RUST, FAULT ZONE.
L	22385	22403	418	1C15	Coarser S ₂ layering, banding, increased quartz-feldspar.
L	22403	22423	419	1C18	FAULT ZONE, QUARTZ-FELDSPAR-CHLORITE VEINED, FILLED.
L	22423	22435	510	1C17	BROKEN GROUND.
L	22435	22460	511	1C17	Healed shear zones - quartz filled, 25° to core axis at 244.6, 244.5, 246.0 M.
L	22460	22479	512	1C17	
L	22479	22482	513	1C18	Quartz-feldspar-muscovite-garnet-chlorite shear 65°.
L	22482	22522	514	1C17	Contorted S ₂ .
L	22522	22524	515	1C18	Garnet-chlorite-muscovite filled fracture.
L	22524	22535	516	1C17	Very contorted kinked S ₂ .
L	22535	22550	517	1C17	Siliceous, quartz-filled veins, shears, at high angles.
L	22550	22554	518	1C17	Increased staurolite.
L	22554	22562	519	1C17	Ptygmatic veining.

Code	From	To	Unit	Code	Description	
	10 14 16 20 22 23 25 27					
L	2, 5, 6	2, 5, 7	4	6, 0	1, C, 7	Large porphyritic garnets, late, cross-cut S ₂ .
L	2, 5, 7	2, 5, 9	5	6, 1	1, C, 7	Chloritic garnets, contorted S ₂ .
L	2, 5, 9	2, 5, 9	7	6, 2	0, C, 0	Biotite-rich quartz-feldspar vein, shear.
L	2, 5, 9	2, 6, 1	2	6, 3	1, C, 7	Altered, siliceous, very contorted S ₂ .
L	2, 6, 1	2, 6, 1	4	6, 4	1, C, 7	Biotitic, contorted around quartz-feldspar vein.
L	2, 6, 1	2, 6, 7	5	6, 5	1, C, 7	Contorted S ₂ , late kink folds, increased disseminated garnet.
L	2, 6, 7	2, 7, 0	6	6, 6	1, C, 7	S ₂ at low angles, also quartz-feldspar veins, healed fault/shear zone.
L	2, 7, 0	2, 7, 5	4	6, 7	1, C, 7	Altered, increased staurolite and garnet, quartz-feldspar veins and healed shears.
L	2, 7, 5	2, 8, 5	8	6, 8	1, B, 5	Calcareous, 1C3, margin to 1G5. TACTITE.
		2, 7, 5	6	6, 9	1, C, 4	1C3 garnets.
		2, 7, 6	0	7, 0	1, B, 3	Bands pink-brown garnets, silicated marble, calcareous.
		2, 7, 6	4	7, 1	1, B, 5	Bands biotite-garnet-marble, calcareous.
		2, 7, 6	8	7, 2	1, B, 3	Large pink garnets in marble.
		2, 7, 8	9	7, 3	1, B, 5	Bands biotite-garnet-marble, S ₂ layers.
		2, 7, 9	3	7, 4	1, C, 3	Staurolite and garnets, soft altered.
		2, 7, 9	9	7, 5	1, B, 0	Contorted S ₂ layers/bands garnet-marble-biotite-chlorite.
		2, 8, 0	5	7, 6	1, B, 5	Calc-silicate S ₂ layers parallel to core axis, slightly contorted.
		2, 8, 1	5	7, 7	1, B, 5	Biotite-calc-silicate-garnet narrow S ₂ layers.
		2, 8, 5	0	7, 8	1, C, 3	Staurolite, garnet, calcareous.
		2, 8, 5	8	7, 9	1, C, 3	0.2 M recovered, LOST CORE, GOUGE, BRECCIA.
L	2, 8, 5	2, 8, 7	4	8, 0	1, C, 3	BRECCIA, LOST CORE, FAULT ZONE, BRECCIA. 1C3.
L	2, 8, 7	2, 8, 8	2	8, 1	1, C, 3	Garnets, staurolite, shears at 35-45 ⁰ , gougey.
L	2, 8, 8	2, 9, 0	4	8, 2	1, C, 7	Contorted, garnets, slightly calcareous.
L	2, 9, 0	2, 9, 8	2	8, 3	1, C, 7	Garnets, disseminated, contorted S ₂ , calc-silicate veins at 296.5.
L	2, 9, 8	3, 0, 2	3	8, 4	1, C, 7	Garnets, gouge associated quartz-feldspar veins in part.
L	3, 0, 2	3, 0, 3	0	8, 5	1, B, 5	Massive garnet-calc-silicate-biotite layer, part S ₂ .
L	3, 0, 3	3, 1, 9	4	8, 6	1, C, 7	Garnet-rich veins, disseminated garnets.

TACTITE HORIZON DETAILED

Code	From		To		Feature	S ₁ Dip	S ₁ Direct.		S ₂ Dip		S ₂ Direct.		Description
	10	14	16	20			22	24	26	28	32	34	
S	19	15	1	1,0	3					6	15		
S	1	0	3	6	1,0	4	0				0		0-5° S ₂ quartz filled fault?
S	1	0	4	0	1,0	7	0			6	15		Contorted S ₂ , fracture at 0-5°.
S	1	0	7	0	1,1	0	6			6	15		S ₃ dip 40° to 300° az.
S	1	1	1	2	1,1	5	7			5	0		S ₃ dip 60° to 270° az.
S	1	1	6	1	1	3	2	0		6	15		Minor S ₃ .
S	1	3	2	0	1	3	5	4		6	0		Fracture dip 25° to 010°.
S	1	3	5	4	1	3	9	0					Distorted S ₂ to 139 M.
S	1	3	9	0	1	4	8	4		6	15		S ₂ to 45° dip around quartz vein at 145M.
S	1	4	8	4	1	5	5	0		6	0		Contorted quartz veins, etc.
S	1	5	5	0	1	6	0	7		4	0		
S	1	6	0	7	1	6	4	0		7	0		Most contorted, 70° dip in 1C8 at 162.2M.
S	1	6	4	0	1	6	6	1		7	0		
S	1	6	6	1	1	6	7	6					Quartz-muscovite vein, very contorted S ₂
S	1	6	7	6	1	7	2	0		7	15		S ₃ kinks to 20 mm on S ₂ .
S	1	7	2	0	1	7	6	4		5	0		Minor variation about 50°, S ₃ -S ₄ kinks to 20 mm.
S	1	7	7	4	1	7	7	7					Quartz vein, healed shear at 80°.
S	1	7	8	0	1	8	2	0		4	0		S ₃ kink folds on S ₂ .
S	1	8	2	0	1	8	5	0		5	0		Minor S ₃ kink folds in S ₂ .
S	1	8	8	0	1	8	8	1		5	0		Minor quartz veins at 50°N.
S	1	8	8	1	1	9	0	2		7	15		
S	1	9	0	2	1	9	7	3		5	0		Quartz veins cross cut at 50°.
S	1	9	7	3	1	9	9	0		6	15		Increasing quartz, siliceous.
S	2	0	1	1	2	0	6	5		5	0		Contorted S ₂ , S ₃ and S ₄
S	2	0	6	5	2	1	1	5					FAULT ZONE, GOUGE ETC. at 40-50°.
S	2	1	1	5	2	1	3	6		7	15		Chloritic.
S	2	1	3	6	2	1	4	0					GOUGE, FAULT, 50°.
S	2	1	4	0	2	1	9	5		6	15		Strong S ₂ , minor quartz veins, very minor S ₃ .
S	2	1	9	5	2	2	3	0		7	15		Healed shear? Strong S ₂ .
S	2	2	3	0	2	2	3	8		7	15		Carbonaceous layers, S ₂ gouge at 223.8M.
S	2	2	3	8	2	2	4	3		7	15		
S	2	2	4	3	2	2	5	3		4	15		Contorted S ₂ to S ₃ folds.
S	2	2	5	3	2	2	6	8		5	15		

Code	From				To				Feature	S ₁ Dip	S ₁ Direct.	S ₂ Dip	S ₂ Direct.	Description	
	10	14	16	20	22	24	26	28							32
S	2	2	7	3	2	2	9	0					7	0	
S	2	3	2	2	2	3	3	5					7	0	Courser banding S ₂ .
S	2	3	8	5	2	4	0	0					6	5	
S	2	4	0	0	2	4	1	0							FAULT ZONE, DIP 35 ⁰ . Healed quartz-feldspar.
S	2	4	1	7	2	4	2	3							FAULT ZONE, DIP 5-15 ⁰ . Quartz healed.
S	2	4	3	6	2	4	4	5					7	0	
S	2	4	4	5	2	4	5	0					4	0	Healed shears at 40 ⁰ also.
S	2	4	5	0	2	4	7	6					7	0	Contorted S ₂ , S ₃ -S ₄ kink folds.
S	2	4	8	0	2	4	8	4					3	5	
S	2	4	8	4	2	5	0	2					7	0	Contorted S ₂ , S ₃ -S ₄ kink folds.
S	2	5	0	2	2	5	1	8							Very contorted S ₂ , no regular S ₂ .
S	2	5	1	8	2	5	2	2					7	5	
S	2	5	2	2	2	6	1	5							Quartz veined, contorted S ₂ , late S ₃ -S ₄ kinks.
S	2	6	1	5	2	6	5	5					6	5	Kink folded S ₂ , late S ₂ -S ₃ ✓
S	2	6	5	5	2	6	7	3					7	0	Quartz veined in part.
S	2	6	7	3	2	6	8	3					1	5	Faulted, sheared, low angle S ₂ .
S	2	6	8	3	2	7	1	2							FAULT, healed SHEAR, low angle 35-45 ⁰ .
S	2	7	1	2	2	7	5	4					4	0	Quartz-feldspar veined, at 80 ⁰ .
S	2	7	6	0	2	7	6	4					7	5	Banded marble.
S	2	8	1	5	2	8	5	0					6	5	Biotite-marble-garnets S ₂ layers.
S	2	8	5	0	2	8	7	4							FAULT, BRECCIA, GOUGE, 35-50 ⁰ .
S	2	8	7	4	2	8	8	2					3	5	1C3, strong S ₂ .
S	2	8	8	2	2	9	0	4					6	0	1C7, contorted S ₂ .
S	2	9	0	4	2	9	3	0					3	5	1C7.
S	2	9	3	0	2	9	4	0					6	5	1C7.
S	2	9	4	0	2	9	5	4					5	5	
S	2	9	6	0	2	9	7	0					6	0	
S	3	0	1	0	3	1	0	0					6	5	
S	3	1	0	0	3	1	3	0							Contorted S ₂ , S ₃ -S ₄ kink folds.
S	3	1	3	0	3	1	5	0					3	5	Contorted S ₂ , S ₃ -S ₄ kink folds.
S	3	1	5	0	3	2	0	0					7	0	S ₂ planars.
S	3	2	2	0	3	2	5	0					7	0	
S	3	2	5	0	3	2	7	0					3	5	

CYPRUS ANVIL MINING CORPORATION

DIAMOND DRILL CORE LOG

Hole Number: 70 LA-1

Fabric Orientation Diagram:

Project: Tintina/Lorna

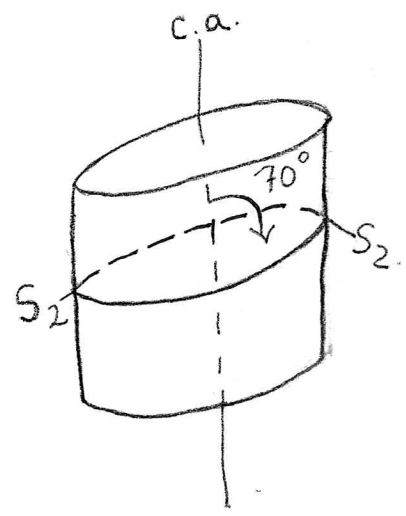
Location: Map Area C-6; 105-K-5

Claim: Lorna 29

Terr. Plane
Co-ords.: _____ N

_____ E

Grid
Co-ords.: L24W, 9+00N



All symmetry determinations looking

NW with S₂ dipping

SW with dip azimuth _____.

Total Depth: 567'

Purpose: Test Gravity Anomaly with Coincident Magnetic Anomaly

Logged by: D.S. Jennings/G.A. Jilson Date(s) Logged: _____

Drilling Contractor:	Core:	Size	From	To	Collar Cased and Capped: <u>Yes</u>
_____	<u>BQ</u>	<u>140</u>	<u>140</u>	<u>576</u>	
_____	_____	_____	_____	_____	
_____	_____	_____	_____	_____	

Started: 4 Nov., 1970 Completed: 6 Dec., 1970

Code	From	To	Unit	Code	Description
	10 14 16 20 22 23 25 27				
L	0 0	14 0 0	1	#	Overburden.
L	1,4,0 0	1,4,6 0	2	3 D 4	Calc-silicate.
L	1,4,6 0	1,7,5 0	3	3 C 0	Metabasite, "gabbroic" texture with prominent relict pyroxene phenos and minor pyrrhotite.
L	1,7,5 0	1,8,6 0	4	3 D 8	Calc-silicate, almost no calc-silicate or CO ₃ bands, medium reddish-brown biotite-muscovite schist.
L	1,8,6 0	2,1,8 0	5	1 D 0	1D0 band in 3D sequence. In general, this looks like 3A9 transition zone.
L	2,1,8 0	3,0,9 5	6	3 D 4	Calc-silicate - sub-equal calc-silicate and biotite-phyllite bands.
L	3,0,9 5	3,1,4 0	7	1 D 0	3A9, similar to 186-218. Looks like transition zone at mine.
L	3,1,4 0	3,1,9 5	8	3 D 1	3D1 band with 3D4 318.5-319.5.
L	3,1,9 5	3,3,7 0	9	1 D 0	3A9 as 186-218; 309.5-314.
L	3,3,7 0	3,5,4 0	10	3 D 8	Essentially 175-186; reddish brown biotite-muscovite phyllite/schist with no calc-silicate or CO ₃ interbands.
L	3,5,4 0	3,6,0 0	11	3 D 1	3D1 band.
L	3,6,0 0	3,6,2 0	12	1 D 0	3A9.
L	3,6,2 0	3,6,4 0	13	3 D 1	3D1 breccia, highly epidotized post-D ₂ breccia.
L	3,6,4 0	3,6,9 5	14	1 D 0	3A9.
L	3,6,9 5	3,7,2 5	15	3 D 4	3D4 band.
L	3,7,2 5	3,8,0 0	16	3 D 8	As 175-186; 337-354.
L	3,8,0 0	3,8,2 0	17	3 D 1	
L	3,8,2 0	3,9,9 0	18	3 D 4	Sub-equal calc-silicate and biotite-phyllite bands.
L	3,9,9 0	4,0,3 5	19	3 D 1	Massive "metabasite" or calc-silicate band.
L	4,0,3 5	4,0,8 0	20	1 D 0	3A9. Finely crystalline Al ₂ SiO ₅ in PS ₂ foliated carbonaceous biotite-muscovite-andalusite schist.
L	4,0,8 0	4,1,7 0	21	3 D 4	3A9. Sub-equal calc-silicate and biotite-phyllite. Excellent transition zone lithology.
L	4,1,7 0	4,3,8 0	22	3 C 0	Metabasite with relict igneous texture. This interval is interpreted as foliated margin of pre-D ₂ and/or pre-D ₁ gabbro or diorite.
L	4,3,8 0	5,7,6 0	23	0 G 0	Gabbro with relict igneous texture, magnetite-bearing, feldspars altered; this interval is unfoliated equivalents of 417-438.

