

BC 73-1

L33+11W
 Elevation - 3560
 Dip - 60°
 Bear - 180
 Footage - 548'

- 0 - 10 Overburden.
- 43 Sericite chlorite phyllite.
- 45 Sulfide replacement in quartz phyllite. Mineralization mainly pyrite, galena and magnetite.
 43-45' - 0.41% Cu, 1.28% Zn, 5.75% Pb, 1.28 Ag.
- 59 Sericite chlorite quartz phyllite, gray-green with quartz pyrrhotite bands 1/8" to 1/3", up to 40% pyrrhotite, (Laminae $\approx 30^\circ$ to core).
- 81.5 Chlorite sericite phyllite, gray-green. Mineralization: (mainly pyrrhotite) 5-10% minor chalcopyrite 66.5-76. Massive sulfide band >50% pyrrhotite <<5% chalcopyrite + sphalerite in green siliceous fine grain schist.
 78.5-81.5 - 0.15% Cu, 0.03% Zn, 0.08% Pb, .04 Ag.
- 122 Chlorite sericite quartz phyllite, green-gray, with pyrrhotite quartz chlorite bands.
 Sulfides: 6-10% average. Laminae 20° - 30° to core.
 85-85.5 - small specks of chalcopyrite.
 94 - 2" massive pyrrhotite, 1.5% Cu.
 99.5-101 - 0.29% Cu, 0.12% Zn, 0.05% Pb, 0.32 Ag.
 105-105.4 - massive pyrrhotite in quartz.
 106.5-107.0 - quartz chlorite phyllite with $\sim 0.1\%$ Cu.
- 144 Sericite chlorite quartz phyllite, dark gray. Sulfides: 5% (mainly pyrrhotite) @ 126; 4" band of massive pyrrhotite with 10-15% Fe_3O_4 .
- 145.5 Quartz chlorite pyrite epidote rock, pyrite $\sim 30\%$.
 4" border zone of graphitic phyllite.
- 211 Chlorite sericite quartz phyllite, greenish-gray to gray, mottled look. Laminae not defined, vary 0-10% from core. Quartz sulfide dissemination common.
- 286.5 Sericite chlorite quartz phyllite, gray-green.
 Mineralization: 5% pyrrhotite + pyrite.
- 288 Graphite phyllite with minor quartz and pyrite.

- 318 Chlorite quartz phyllite, gray to dark green. Laminae: 5-10° to core.
- 323 Quartz, chlorite, epidote section mottled green and white. Mineralization: 5% pyrite and very minor chalcopyrite.
- 378 Chlorite sericite quartz phyllite. Mineralization: 5% sulphides.
- 380 Graphite phyllite (<5% pyrite), dark gray - black.
- 429 Chlorite sericite quartz phyllite, well laminated. Laminae: 10°-45° to core, poor recovery, same as phyllite mud.
- 548 Sericite chlorite + quartz phyllite, light to dark gray. Mineralization: 5% pyrrhotite. Core axis: @ 475 - 5°-10°.

BC 73-2

6+50N L24W
Elevation 3560
Dip -60°
Bear - 180
Footage - 663' (to date)

- 0 - 25 Overburden.
- 87 Sericite phyllite, light to dark gray, laminae vary 0-45° from core. Mineralization: traces pyrrhotite ~1% with specks of chalcopyrite.
- 107.8 Sericite phyllite, dark gray, laminae ~25° to core, graphite in places. Mineralization 5%. Sulfides mostly pyrrhotite, pyrite, trace chalcopyrite.
- 124 Sericite phyllite, dark gray, numerous graphitic sections. Mineralization: 1/8" to 1/2" zones 10-25% pyrrhotite.
- 126 Sericite chlorite phyllite, pale green. Mineralization: ~5% sulfides (pyrrhotite), minor galena, sphalerite.
- 128 Sericite phyllite, dark gray, graphitic pyrrhotite bands persist.
- 165 Sericite chlorite phyllite, light gray - greenish-gray. 139-141 10% sulfides.
- 173 Quartz chlorite mottled green and white. Sulfides: 5-10% with pyrrhotite mainly; minor 0.1% Pb, Zn
- 258.5 Sericite chlorite quartz phyllite, gray-green, numerous quartz bands. Laminae 30° to core. Average sulfide ± 5%.
- 268.5 Sericite chlorite phyllite.
- 418.5 Sericite chlorite quartz, gray greenish-gray. Mineralization: ≤ 5% (pyrrhotite, pyrite, minor chalcopyrite). Laminae 0° @ 285, 5° @ 305, 25° @ 350, 10° @ 370.
- 440.5 Quartz sericite chlorite phyllite, highly folded. Mineralization: 5%-10%. Sulfides: pyrrhotite, pyrite, minor chalcopyrite and trace sphalerite. 50% sulfides 435.5-439.5. 0.09% Cu, 0.01% Zn, 0.01% Pb, 0.10 Ag.

- 522 Chlorite sericite quartz phyllite; light greenish-gray.
Mineralization: 2-5%. Sulfide as pyrrhotite. At 456
a 4" section of 60% sulfide. Other sections also.
469-470 - 0.14% Cu, 0.14% Zn, 0.09% Pb, 0.24 oz. Ag.
Laminae 15-20^o to core.

- 588 Quartz chlorite sericite, greenish, mottled.
526.5-532.5 banded disseminated sulfide mainly pyrrhotite,
<2% chalcopyrite @ 531' - 4" massive pyrrhotite with
subordinate sphalerite galena.
526.5-532.5 0.23% Cu, 1.60% Zn, 2.10% Pb, 0.32 oz. Ag.
537-539.5 0.19% Cu, 0.02% Zn, 0.01% Pb, 0.1 oz. Ag.
539.5-549 0.10% Cu, 0.01% Zn, 0.01% Pb, 0.04 oz. Ag.

- 624 Chlorite quartz sericite phyllite; some epidote and calcite;
pale green. Mineralization: 5% pyrrhotite.
605.5-609 0.16 Cu, 0.02% Zn, 0.01% Pb, 0.10 oz. Ag.
613-618 0.11 Cu, 0.01% Zn, 0.01% Pb, 0.36 oz. Ag.

- 663 Sericite chlorite phyllite, green-gray. Mineralization:
< 5% sulfides (mainly pyrrhotite). Laminae: 5^o-10^o to core.

BC 73-3

400' N of 6E of Dynasty #2

Dip -60°

Bear - 180

Footage - 291' (to date)

Claim Name - BS #22

Elevation - 3560

- 0 - 15 Overburden.
- 32 Chlorite sericite quartz phyllite, greenish-gray. Mineralization: <5%. Sulphides: pyrrhotite and pyrite - some vertical veinlets of barren quartz and CaCO₃.
- 35 Graphite phyllite, black and green (chloritic) bands; pyrite ~5%; complexly contorted.
- 73 Sericite chlorite quartz phyllite, pale green to gray. Laminae 20°-35° to core. Mineralization: sulfides <5%, mainly pyrrhotite and pyrite.
- 166.5 Sericite chlorite + quartz phyllite, gray-green, with distinct streaky appearance. Mineralization: minor disseminated sulfides throughout. Laminae generally 30° to core. Quartz chlorite bands beginning to show up with minor pyrrhotite, pyrite, epidote.
- 168 Sericite chlorite quartz phyllite. Mineralization: at least 10% (pyrrhotite + pyrite with minor chalcopyrite). Most of sulfides confined to quartz bands in phyllite.
- 181 Sericite chlorite phyllite, gray-green. Mineralization: 5%-10%. Sulfides (pyrrhotite and pyrite) along laminae.
- 223.5 Sericite chlorite quartz phyllite, variable coloring. Mineralization: 5% sulfides overall. Laminae 5-15° to core at 210'.
- 227 Sulfide band, 10-15% pyrite + pyrrhotite with minor chalcopyrite. Quartz chlorite bands abundant.
- 240 Sericite chlorite quartz phyllite with <5% sulfides. At 234' speck of galena in quartz-chlorite band.
- 252 Chlorite quartz + sericite phyllite, mottled gray-green with numerous quartz chlorite bands. Sulfides: <5% (pyrrhotite + pyrite).
- 291 Sericite chlorite quartz phyllite, green-gray; very streaky in appearance. Sulfides average 5% (pyrrhotite + pyrite) with short sections higher. 268-277 - 10%. Laminae 25-30°
@ 270'

B-1

62°10N 132°55'W

Dip - 90°

Footage - 303'

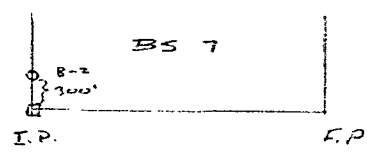
Claim Name - BS #8

On Ice

- 0 - 108 H₂O.
- 131 Overburden.
- 132 Diorite porphyry.
- 133 10" of 75% pyrite, replacing porphyry.
- 137 Gray black sericite schist. Dip 0-15°. Mineralization: ~5% pyrite.
- 140 Lighter gray sericite schist. Mineralization: 2% pyrite.
- 146 Greenish black chlorite schist. 5% pyrite.
- 151 Gray gneissose sericite schist. Dip 10°-15°.
- 152 Black chlorite schist. Dip 10°-15°.
- 160 Gray gneissose sericite schist. Dip 0°-10°.
- 162 Massive pyrrhotite. 1% chalcopyrite.
- 164 Quartz sericite schist (tectonic brecciation?).
- 170 Gray gneissose sericite schist. Dip 15°-20°.
- 173 Sericite schist with 2% pyrite.
- 174 Light gray sericite schist. Dip 10°-15°.
- 175 Massive pyrrhotite, pyrite; scattered chalcopyrite.
- 176 Quartzose sericite schist.
- 178 Massive pyrrhotite; scattered pyrite, chalcopyrite.
- 192 Chlorite sericite schist. Dip 0°-10°. 2% pyrrhotite.
- 195 Massive pyrrhotite; scattered pyrite, sphalerite, galena and chalcopyrite.

- 202 Gneissose sericite schist. Dip 10° - 20° .
- 203 Massive quartz with blebs of chlorite schist.
- 204 Chlorite sericite schist with 40% massive pyrrhotite.
- 207 Gneissose sericite schist. Dip 20° - 30° .
- 209 Chlorite sericite schist. Dip 0° - 15° . Pyrrhotite 3%.
- 211 Chlorite schist. Dip 30° - 45° with 2" massive pyrrhotite.
- 214 Gneissose chlorite schist. Dip 30° - 40° . 20% pyrrhotite.
- 218 Gneissose chlorite schist. Dip 10° - 30° . 5% pyrrhotite.
- 219 Graphite chlorite schist. Dip 45° .
- 220 Gneissose sericite schist. Dip 30° - 45° .
- 223 80% pyrrhotite pyrite. Dip 30° . Py/po = 1/3.
- 227 20% sulfides in chlorite sericite schist. Dip 30° .
Sulfides 96% pyrite.
- 248 Greenish black chlorite sericite schist. Dips 227-234 -
 20° , 234 - 10° , 240 - 45° .
- 253 Massive quartz.
- 258 Greenish black chlorite sericite schist.
- 259 Massive quartz partially replacing epidotized chlorite
sericite schist.
- 260 Chlorite sericite schist.
- 262 Massive quartz chlorite sericite schist replacing
epidotized chlorite sericite schist.
- 276.5 Greenish black chlorite sericite schist with snakelike
quartzose bands throughout, occasional quartz seam.
- 277 Massive quartz.
- 303 Sericite schist, locally distorted; black with fine gray
bands; small quartz seams 1/2"-1". Dip 0° - 15° .

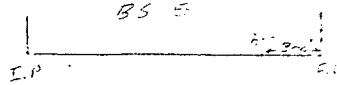
B-2 62°10'N 132°55'W
Dip -90°
Footage - 136'
Claim Name - BS #7



On Ice


0 - 45 H₂O.
- 136 Overburden. Mostly granitic boulders. Hole lost in overburden.

B-3 62°10'N 132°55'W
Dip -90°
Footage - 141'
Claim Name - BS #5



0 - 78 H₂O.
- 148 Overburden - hole lost in overburden.

B-4 62°10'N 132°55'W
 Dip -90°
 Footage - 431'
 Claim Name - BS #6



On Ice

- 0 - 91 H₂O.
- 150 Overburden.
- 160 Residual rock grading to bedrock; no core.

Talcose sericite schist

- 160 - 174 Talcose sericite schist with ~ 1% pyrite. Dips 30°-45°.
- 174 - 176 Sericite schist.
- 174 - 179 Quartz 8%.
- 179 - 214 *Talcose ser. schist*
 As 160-174. Dips 179-202 - 0°-10°, 202-204 - 20°-45°,
 204-214 - 10°-20°.
- 214 - 219 Blackish talcose sericite schist.
- 219 - 225 Chlorite schist; 50% quartz.
- 225 - 230 Talc schist. Dip 0°-20°.

Chlor. ser. schist

- 230 - 242 Chlorite sericite schist.
- 242 - 244 Quartz vein in chlorite schist.
- 244 - 297 3"-5" quartz seams interbedded with phyllite. 1% pyrrhotite in phyllite along bedding, minor epidote.
- 297 - 312 Chlorite sericite schist.

Ser. schist

- 312 - 316 Sand.
- 316 - 341 Sericite schist, minor quartz seams; pyrrhotite 1%, rare pyrite blebs. Dips mainly 30°-45°.
- 341 - 346 Sand.
- 346 - 374 Sericite schist, minor quartz seams; 1" to 2" sand seams, 1% pyrrhotite.
- 374 - 401 Quartz replacing sericite and chlorite sericite schist. Minor epidote, pyrite, pyrrhotite (60% quartz).
- 401 - 431 15% quartz replacing sericite schist; 2% pyrrhotite in schist, quartz barren, dips highly variable.

Dip -90°
Footage - 565'
Claim Name -

On Ice

- 0 - 105 H₂O.
- 144 Overburden.
- 225.5 Quartz chlorite graphite sericite schists, dark to medium gray, hard siliceous. Mineralization: 1% highly magnetic; pyrrhotite scattered in blebs, blobs and stringers. Also spots of chalcopyrite and quartz. Core axis: 90° @ 149, 75° @ 161, 60° @ 176, 75° @ 188-235.
- 249 Quartz sulfide replacement; hard siliceous. Mineralization: 60% pyrite in bands, 3% pyrrhotite in scattered blebs; possibly minor magnetite; minor scattered blebs of Pb, Zn, Cu. 235-249 - estimated 0.4% Pb-Zn. Core axis: 65° @ 239-249.
- Assays:
- | | | | |
|-----------|------|--------------------------|----------|
| 225.5-235 | 9.5' | 0.26 Ag, Tr Pb, 1.4% Zn | |
| 235-245 | 10' | 0.36 Ag, 0.5 Pb, 1.3% Zn | |
| 245-249 | 4' | Tr Tr 1% | |
| Composite | | 0.1 Au | 0.22% Cu |
- 270 Quartz sulfide replacement. Mineralization: 40% pyrite, 5% pyrrhotite, negligible Pb, Zn. Core axis: 70°.
- Assays:
- | | | | |
|-----------|-----|-----------------------|----------|
| 249-259 | 10' | Tr Ag, Tr Pb, Tr Zn | |
| 259-270 | 11' | 0.16 Ag, Tr Pb, Tr Zn | |
| Composite | | 0.01 Au | 0.15% Cu |
- 283.5 Quartz chlorite graphite sericite schist - gray to medium black color as 147-225.5, except bedded by numerous quartz veinlets. 20% graphite, 5% po-py. Core axis: average 70°.
- 302 Quartz sericite schist, siliceous and quartz with numerous quartz veinlets. Mineralization: 20-25% pyrite in bands 0.01'-0.02', 1% pyrrhotite, no lead zinc, few blebs chalcopyrite. Core axis: 65°.
- 347 Quartz chlorite graphite sericite schist, dark-medium black banding not distinct, schistosity clear. Sulfides in bands and blebs. 80% po, py. Core axis: 75°.

- 387 Quartz chlorite graphite sericite schist, gray; sulfides 6% pyrrhotite, 2% pyrite, minor magnetite, spot chalcopyrite. Core axis: 70° average.
- 424 Quartz chlorite graphite sericite schist; gray-black, hard siliceous; sulfides 3% pyrrhotite, minor pyrite, spot of chalcopyrite.
- 476 Quartz chlorite graphite schist similar to 387-424, different in composition; sulfides 3% pyrrhotite, spot of chalcopyrite and galena. Core axis: 70° average.
- 517 Quartz graphite chlorite sericite schist; greenish-gray hard siliceous. Mineralization: 10%, high magnetite pyrrhotite in bands and streaks; minor blebs and streaks of sphalerite (dark brown to near black), chalcopyrite and specks of galena; banding distinct. Core axis: 65° @ 478, 50° @ 484, 70° @ 495, 85° @ 504, 70° @ 518.
- 565 Quartz chlorite graphite sericite schist, medium gray, hard siliceous, banding not distinct, schistosity clear. Mineralization: a few splashes of Pb-Zn in quartz veinlets @ 543', 549.5', and 561.5'. Core axis: 80° average.

B-6 5+50S L 94W
Dip -90°
Footage - 494'
Claim Name - BS #6

On Ice

- 0 - 97 H₂O.
- 152.5 Overburden, mainly granite, some volcanic, minor quartzite.
- 241 Quartz chlorite sericite schist, gray-black, siliceous. Sulphides: 3-5% pyrrhotite in blebs (seldom in bands), minor pyrite, specks chalcopyrite. Core axis: 70° @ 152.5, 80° @ 168, 65° @ 170, 80° @ 181, 70° @ 200-24.
- 274 Quartz chlorite sericite schist, greenish-gray to greenish-black, less siliceous than above, various amounts of chlorite. Sulfides: 2-3% pyrrhotite with minor pyrite mixed, specks chalcopyrite, no Pb, Zn, minor graphite. Core axis: 70°.
- 335 Quartz chlorite graphite sericite schist, greenish-black to medium black, siliceous. Sulfides: 1-2% pyrrhotite, minor pyrite, magnetite, no Pb, Zn. Core axis: 70°.
- 463.8 Quartz chlorite sericite schist, medium-dark gray. Sulfides: 10-15% pyrrhotite in bands, minor pyrite and magnetite. Scattered spots of Cu, Pb, Zn 347-457. Core axis: 70° average.
- 484.4 Quartz chlorite sericite schist, as 335-463. Sulfides: near massive pyrrhotite 465.5-468 with 8% magnetite and 4% Pb, Zn. More galena sphalerite, magnetite, chalcopyrite throughout core, generally in scattered blebs, slightly higher pyrite content. Core axis: average 70°.
- | | | | | | |
|--------|-------------|------------|----------|--------|------|
| (est.) | 463.8-477.4 | 1.5% Pb+Zn | 0.07% Cu | 3% Mag | |
| | 477.4-484.4 | 0.1% Pb+Zn | 0.07% Cu | 1% Mag | |
| Assay: | 463.8-470.6 | 0.76 Ag | 2.9 Pb | 2.6 Zn | 6.8' |
| | 470.6-477.4 | 0.10 Ag | 0.4 Pb | 1.3 Zn | |
| | 477.4-484.4 | 0.04 Ag | Tr Pb | Tr Zn | |
- 494 Quartz chlorite sericite schist, greenish-gray firm rock. Sulfides: 5% pyrrhotite with minor pyrite in 0.005' to 0.01' bands and as disseminated blebs; 0.5% magnetite in clusters and blebs; few scattered spots of Pb Zn. Core axis: 70°.

B-7 1+50N L 118W
Dip - 90°
Footage - 358'
Claim Name - BS #1

On Ice

0 - 140 H₂O.

- 192.5 Overburden.

- 208.5 Quartz sericite schist, dark gray, quartz CO₃ filled fracture. Sulfides 0.5% pyrite, 0.05% pyrrhotite. Core axis: 70° @ 194, 65° @ 201, 70° @ 206.

- 358 Quartz sericite schist, dark to medium gray. Negligible pyrrhotite and pyrite to 330; 0.5% to 330-358' associated generally with quartz filled fractures. Minor chlorite in some sections.

B-8 13+00S L 78W
Dip -90°
Footage - 330' (to ^{7.2.} date)
Claim Name - BS #8

On Ice

- 0 - 2 Ice - H₂O.
- 123 Overburden. All cored boulders are granitic.
- 197 Quartz chlorite sericite schist. Variable schistosity. Sulfides: 5-8% pyrrhotite, trace pyrite, few scattered blebs Pb, Zn, Cu 143-185. Pyrrhotite not as magnetic as in B-5, 6, 7 and occurs in bands and blebs. Pb/Zn = 1/3. Core axis @ 123-183 - 70°; @ 183-185 - 55°.
- 245.5 Quartz chlorite sericite schist rock as 123-197, trace Pb-Zn, Pb/Zn = 1/1. Sulfides 5-8% pyrrhotite with slight increase in pyrite, 2% magnetite. Core axis: 185-217 - 65°-70°, 217-245 - 70°.
- 272 Quartz chlorite sericite schist, medium gray to greenish gray. Sulfides: 3-5% pyrrhotite, 1% pyrite, minor magnetite, no Pb, Zn, Cu. Core axis: 70° average.
- 305 Quartz chlorite sericite schist, medium gray to 289, dark gray 289-305. Sulfides: 2% pyrrhotite, minor pyrite, no Pb, Zn, Cu. Core axis: average 70°.
- 330 Quartz chlorite sericite schist. Core axis: 60° @ 308-327, 70° @ 303.

B-9 4+00N 86W
Dip -90°
Footage - 440'
Claim Name

On Lake

- 0 - 48 H₂O.
- 122.3 Overburden.
- 134 Quartz sericite schist. No metallics. Core axis: 70°-75°.
- 146.7 Quartz chlorite sericite schist. No metallics.
Core axis: 75°.
- 181 Quartz chlorite sericite schist. Medium gray and green
quartz, siliceous compact.
Sulfides: 146.5-151 - 25% pyrrhotite, 2% pyrite, specs Cu, Pb, Zn
-181 - 5% pyrrhotite, 2% pyrite in blebs in
widely spaced bands.
Core axis: @ 147-166 - 65°, 168-178 - 75°.
- 215 Quartz sericite schist, siliceous hard variable pyrite.
186.2-193.5 3% pyrite, 0.5 pyrrhotite, trace chalcopyrite.
? 20-25% pyrite, minor pyrrhotite, trace Pb, Zn.
Core axis: 70°-75°.
- 226.6 Quartz chlorite sericite schist. 6% pyrrhotite, 2% pyrite,
trace magnetite, no Pb, Zn, Cu. Core axis: 70°-75°.
- 231 Quartz sericite schist, up to 25% pyrite in bands to 0.4' wide.
- 245.4 Quartz chlorite sericite schist, 6% pyrrhotite, 1% pyrite,
trace magnetite. Core axis: 70°.
- 292 Quartz chlorite sericite schist. Uniform sulfide distribution,
py/po = 1/1, 12% pyrite + pyrrhotite, < 1% magnetite.
Core axis: 75°.
- 335.5 Quartz sericite schist. Minor sulfides: 3% py/po @
303-306, 3% pyrite @ 316-328.5. Core axis: 75°-80°.
- 440 Quartz chlorite sericite schist. Marble appearance.
Void of sulfides. Core axis: 70°-75°.

B-10 11+50S 166W
Dip -90°
Footage - 300' (to date)
Claim Name - BS #18

On Lake

- 0 - 182 H₂O.
- 201.5 Overburden.
- 227 Quartz sericite schist. 0.3 pyrrhotite + pyrite.
Core axis: 80°.
- 300 Quartz chlorite sericite schist similar to 202-227.
Trace graphite. Core axis: 75° @ 283, 70° @ 299.