

F8608
BOREHOLE & COMPOSITE
STATISTICS

018314

CLASSICAL STATISTICS AND HISTOGRAMS

EXTRACTION DATA USED : SG BOREHOLE ASSAYS FOR 2A

(all grades)

DATA VALUES ENTERED

CLASS INTERVAL	:	.100
MINIMUM HISTOGRAM VALUE	:	2.000
MAXIMUM HISTOGRAM VALUE	:	6.000
MINIMUM POPULATION DATA POINT	:	2.420
MAXIMUM POPULATION DATA POINT	:	5.000
NO OF SAMPLES	:	754

CLASSICAL STATISTICS AND HISTOGRAMS

EXTRACTION DATA USED : SG BOREHOLE ASSAYS FOR 2A

FREQUENCY DISTRIBUTIONS

CLASS INTERVAL		<--INCREMENTAL-->			-----INCREASING----->			<-----DECREASING----->		
FROM	TO	MEAN	FREQ	CUM FREQ	CUM MEAN	CUM PERCENT	CUM FREQ	CUM MEAN	CUM PERCENT	
2.000	2.100	.000	0	0	.000	.00	754	3.066	100.00	
2.100	2.200	.000	0	0	.000	.00	754	3.066	100.00	
2.200	2.300	.000	0	0	.000	.00	754	3.066	100.00	
2.300	2.400	.000	0	0	.000	.00	754	3.066	100.00	
2.400	2.500	2.440	2	2	2.440	.27	754	3.066	100.00	
2.500	2.600	2.581	13	15	2.562	1.99	752	3.067	99.73	
2.600	2.700	2.663	43	58	2.637	7.69	739	3.076	98.01	
2.700	2.800	2.756	125	183	2.718	24.27	696	3.101	92.31	
2.800	2.900	2.853	111	294	2.769	38.99	571	3.177	75.73	
2.900	3.000	2.952	172	466	2.837	61.80	460	3.255	61.01	
3.000	3.100	3.054	56	522	2.860	69.23	288	3.436	38.20	
3.100	3.200	3.142	36	558	2.878	74.01	232	3.528	30.77	
3.200	3.300	3.245	48	606	2.907	80.37	196	3.599	25.99	
3.300	3.400	3.354	36	642	2.932	85.15	148	3.714	19.63	
3.400	3.500	3.459	33	675	2.958	89.52	112	3.830	14.85	
3.500	3.600	3.560	16	691	2.972	91.64	79	3.985	10.48	
3.600	3.700	3.653	12	703	2.984	93.24	63	4.093	8.36	
3.700	3.800	3.758	8	711	2.992	94.30	51	4.196	6.76	
3.800	3.900	3.848	4	715	2.997	94.83	43	4.278	5.70	
3.900	4.000	3.970	3	718	3.001	95.23	39	4.322	5.17	
4.000	4.100	4.066	9	727	3.014	96.42	36	4.351	4.77	
4.100	4.200	4.167	4	731	3.021	96.95	27	4.447	3.58	
4.200	4.300	4.242	5	736	3.029	97.61	23	4.495	3.05	
4.300	4.400	4.324	5	741	3.038	98.28	18	4.566	2.39	
4.400	4.500	4.438	4	745	3.045	98.81	13	4.658	1.72	
4.500	4.600	4.580	4	749	3.053	99.34	9	4.757	1.19	
4.600	4.700	.000	0	749	3.053	99.34	5	4.898	.66	
4.700	4.800	4.760	1	750	3.056	99.47	5	4.898	.66	
4.800	4.900	4.810	1	751	3.058	99.60	4	4.932	.53	
4.900	5.000	4.973	3	754	3.066	100.00	3	4.973	.40	
5.000	5.100	.000	0	754	3.066	100.00	0	.000	.00	
5.100	5.200	.000	0	754	3.066	100.00	0	.000	.00	
5.200	5.300	.000	0	754	3.066	100.00	0	.000	.00	
5.300	5.400	.000	0	754	3.066	100.00	0	.000	.00	
5.400	5.500	.000	0	754	3.066	100.00	0	.000	.00	
5.500	5.600	.000	0	754	3.066	100.00	0	.000	.00	
5.600	5.700	.000	0	754	3.066	100.00	0	.000	.00	
5.700	5.800	.000	0	754	3.066	100.00	0	.000	.00	
5.800	5.900	.000	0	754	3.066	100.00	0	.000	.00	

CLASSICAL STATISTICS AND HISTOGRAMS

EXTRACTION DATA USED : SG BOREHOLE ASSAYS FOR 2A

CLASSICAL STATISTICS :	UNGROUPED DATA	GROUPED DATA
TOTAL NO OF SAMPLES	754	
ARITHMETIC MEAN	3.06569	3.06167
STANDARD DEVIATION	.39813	.55611
VARIANCE	.15851	.30926
GEOMETRIC MEAN	3.04305	3.03898
NATURAL LOG MEAN	1.11286	1.11152
MID RANGE VALUE	3.71000	3.45000
COEFFICIENT OF VARIATION	.12987	.18164
MOMENT 1 ABOUT ARITHMETIC MEAN	.00000	.00000
MOMENT 2 ABOUT ARITHMETIC MEAN	.15851	.15846
MOMENT 3 ABOUT ARITHMETIC MEAN	.12222	.12121
MOMENT 4 ABOUT ARITHMETIC MEAN	.18881	.18751
MOMENT COEFFICIENT OF SKEWNESS	1.93675	1.92164
MOMENT COEFFICIENT OF KURTOSIS	7.51500	7.46785

CLASSICAL STATISTICS AND HISTOGRAMS

EXTRACTION DATA USED : SG BOREHOLE ASSAYS FOR 2A

NORMAL HISTOGRAM

FROM	TO	40	80	120	160	200	240
2.000	2.100						
2.100	2.200						
2.200	2.300						
2.300	2.400						
2.400	2.500						*
2.500	2.600						***
2.600	2.700						*****
2.700	2.800						*****
2.800	2.900						*****
2.900	3.000						*****
3.000	3.100						*****
3.100	3.200						*****
3.200	3.300						*****
3.300	3.400						*****
3.400	3.500						*****
3.500	3.600						****
3.600	3.700						***
3.700	3.800						**
3.800	3.900						*
3.900	4.000						*
4.000	4.100						**
4.100	4.200						*
4.200	4.300						*
4.300	4.400						*
4.400	4.500						*
4.500	4.600						*
4.600	4.700						
4.700	4.800						
4.800	4.900						
4.900	5.000						*
5.000	5.100						
5.100	5.200						
5.200	5.300						
5.300	5.400						
5.400	5.500						
5.500	5.600						
5.600	5.700						
5.700	5.800						
5.800	5.900						

CLASSICAL STATISTICS AND HISTOGRAMS

EXTRACTION DATA USED : S6 BOREHOLE ASSAYS FOR 2BCD

DATA VALUES ENTERED

CLASS INTERVAL	:	.100
MINIMUM HISTOGRAM VALUE	:	2.000
MAXIMUM HISTOGRAM VALUE	:	6.000
MINIMUM POPULATION DATA POINT	:	2.410
MAXIMUM POPULATION DATA POINT	:	5.000
NO OF SAMPLES	:	604

CLASSICAL STATISTICS AND HISTOGRAMS

EXTRACTION DATA USED : SG BOREHOLE ASSAYS FOR 2BCD

FREQUENCY DISTRIBUTIONS

CLASS INTERVAL		<--INCREMENTAL-->		<-----INCREASING----->			<-----DECREASING----->		
FROM	TO	MEAN	FREQ	CUM FREQ	CUM MEAN	CUM FREQ PERCENT	CUM FREQ	CUM MEAN	CUM FREQ PERCENT
2.000	2.100	.000	0	0	.000	.00	604	3.353	100.00
2.100	2.200	.000	0	0	.000	.00	604	3.353	100.00
2.200	2.300	.000	0	0	.000	.00	604	3.353	100.00
2.300	2.400	.000	0	0	.000	.00	604	3.353	100.00
2.400	2.500	2.410	1	1	2.410	.17	604	3.353	100.00
2.500	2.600	.000	0	1	2.410	.17	603	3.355	99.83
2.600	2.700	2.645	4	5	2.598	.83	603	3.355	99.83
2.700	2.800	2.757	47	52	2.742	8.61	599	3.360	99.17
2.800	2.900	2.850	45	97	2.792	16.06	552	3.411	91.39
2.900	3.000	2.951	79	176	2.863	29.14	507	3.461	83.94
3.000	3.100	3.048	73	249	2.918	41.23	428	3.555	70.86
3.100	3.200	3.151	40	289	2.950	47.85	355	3.659	58.77
3.200	3.300	3.247	51	340	2.994	56.29	315	3.724	52.15
3.300	3.400	3.350	41	381	3.033	63.08	264	3.816	43.71
3.400	3.500	3.446	45	426	3.076	70.53	223	3.901	36.92
3.500	3.600	3.545	33	459	3.110	75.99	178	4.016	29.47
3.600	3.700	3.636	13	472	3.125	78.15	145	4.124	24.01
3.700	3.800	3.752	19	491	3.149	81.29	132	4.172	21.85
3.800	3.900	3.852	16	507	3.171	83.94	113	4.242	18.71
3.900	4.000	3.950	18	525	3.198	86.92	97	4.306	16.06
4.000	4.100	4.054	10	535	3.214	88.58	79	4.388	13.08
4.100	4.200	4.154	12	547	3.234	90.56	69	4.436	11.42
4.200	4.300	4.260	10	557	3.253	92.22	57	4.495	9.44
4.300	4.400	4.343	16	573	3.283	94.87	47	4.545	7.78
4.400	4.500	4.459	9	582	3.301	96.36	31	4.650	5.13
4.500	4.600	4.557	7	589	3.316	97.52	22	4.728	3.64
4.600	4.700	4.682	6	595	3.330	98.51	15	4.807	2.48
4.700	4.800	4.743	3	598	3.337	99.01	9	4.891	1.49
4.800	4.900	4.810	1	599	3.340	99.17	6	4.965	.99
4.900	5.000	4.996	5	604	3.353	100.00	5	4.996	.83
5.000	5.100	.000	0	604	3.353	100.00	0	.000	.00
5.100	5.200	.000	0	604	3.353	100.00	0	.000	.00
5.200	5.300	.000	0	604	3.353	100.00	0	.000	.00
5.300	5.400	.000	0	604	3.353	100.00	0	.000	.00
5.400	5.500	.000	0	604	3.353	100.00	0	.000	.00
5.500	5.600	.000	0	604	3.353	100.00	0	.000	.00
5.600	5.700	.000	0	604	3.353	100.00	0	.000	.00
5.700	5.800	.000	0	604	3.353	100.00	0	.000	.00
5.800	5.900	.000	0	604	3.353	100.00	0	.000	.00

CLASSICAL STATISTICS AND HISTOGRAMS

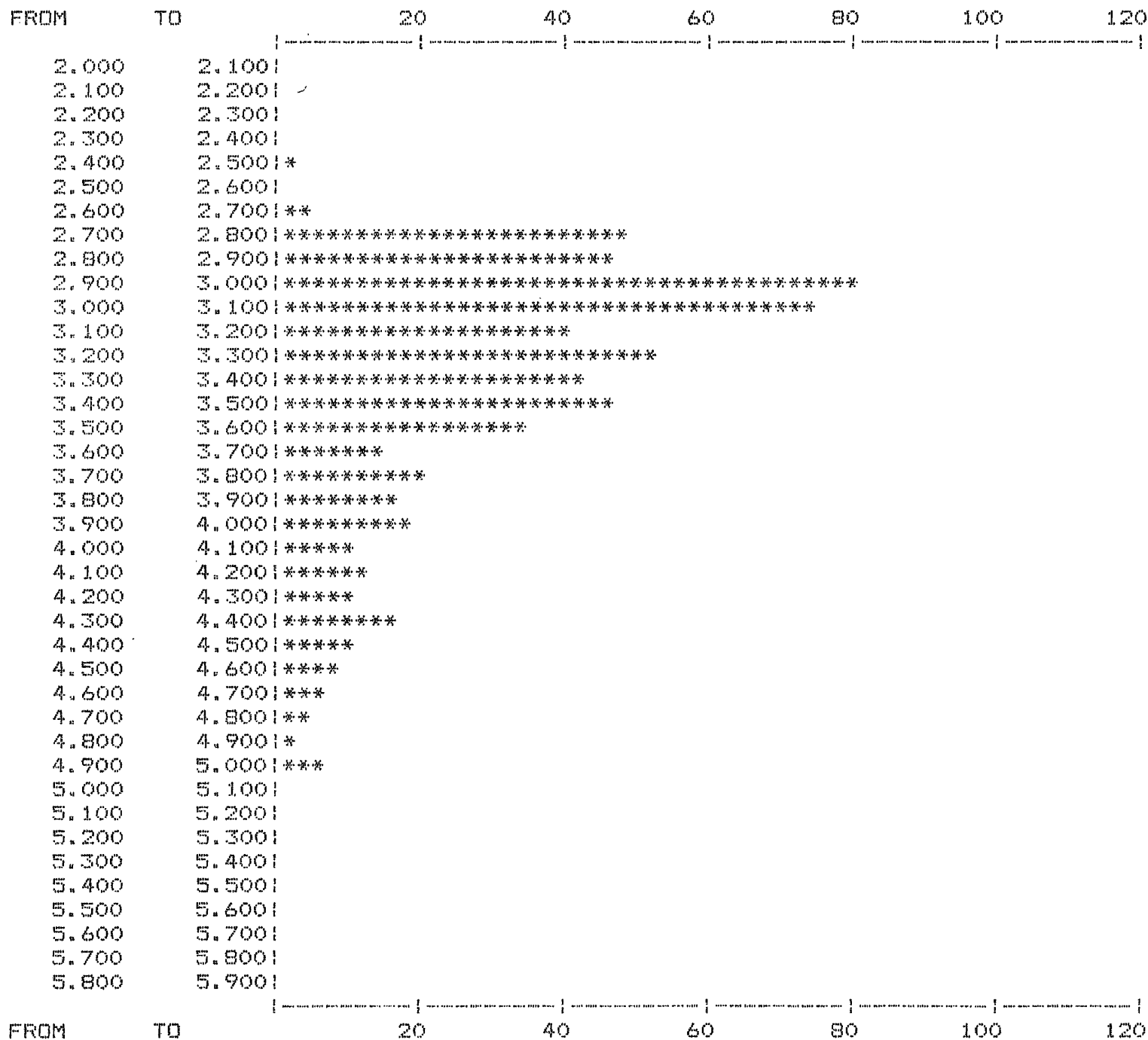
EXTRACTION DATA USED : SG BOREHOLE ASSAYS FOR 2BCD

CLASSICAL STATISTICS :	UNGROUPED DATA	GROUPED DATA
TOTAL NO OF SAMPLES	604	
ARITHMETIC MEAN	3.35343	3.35298
STANDARD DEVIATION	.51296	.51968
VARIANCE	.26313	.27007
GEOMETRIC MEAN	3.31733	3.31714
NATURAL LOG MEAN	1.19916	1.19910
MID RANGE VALUE	3.70500	3.45000
COEFFICIENT OF VARIATION	.15297	.15499
MOMENT 1 ABOUT ARITHMETIC MEAN	.00000	.00000
MOMENT 2 ABOUT ARITHMETIC MEAN	.26313	.26065
MOMENT 3 ABOUT ARITHMETIC MEAN	.14284	.13789
MOMENT 4 ABOUT ARITHMETIC MEAN	.24210	.23219
MOMENT COEFFICIENT OF SKEWNESS	1.05826	1.03622
MOMENT COEFFICIENT OF KURTOSIS	3.49676	3.41761

CLASSICAL STATISTICS AND HISTOGRAMS

EXTRACTION DATA USED : SG BOREHOLE ASSAYS FOR 2BCD

NORMAL HISTOGRAM



CLASSICAL STATISTICS AND HISTOGRAMS

EXTRACTION DATA USED : 56 BOREHOLE ASSAYS FOR 2CE

DATA VALUES ENTERED

CLASS INTERVAL	:	.100
MINIMUM HISTOGRAM VALUE	:	2.000
MAXIMUM HISTOGRAM VALUE	:	6.000
MINIMUM POPULATION DATA POINT	:	2.680
MAXIMUM POPULATION DATA POINT	:	5.000
NO OF SAMPLES	:	632

CLASSICAL STATISTICS AND HISTOGRAMS

EXTRACTION DATA USED : SG BOREHOLE ASSAYS FOR 2CE

FREQUENCY DISTRIBUTIONS

CLASS INTERVAL		<--INCREMENTAL-->			-----INCREASING----->			<-----DECREASING----->		
FROM	TO	MEAN	FREQ	CUM FREQ	CUM MEAN	CUM PERCENT	CUM FREQ	CUM MEAN	CUM PERCENT	
2.000	2.100	.000	0	0	.000	.00	632	3.898	100.00	
2.100	2.200	.000	0	0	.000	.00	632	3.898	100.00	
2.200	2.300	.000	0	0	.000	.00	632	3.898	100.00	
2.300	2.400	.000	0	0	.000	.00	632	3.898	100.00	
2.400	2.500	.000	0	0	.000	.00	632	3.898	100.00	
2.500	2.600	.000	0	0	.000	.00	632	3.898	100.00	
2.600	2.700	2.680	1	1	2.680	.16	632	3.898	100.00	
2.700	2.800	2.762	10	11	2.755	1.74	631	3.900	99.84	
2.800	2.900	2.853	11	22	2.804	3.48	621	3.919	98.26	
2.900	3.000	2.942	13	35	2.855	5.54	610	3.938	96.52	
3.000	3.100	3.049	18	53	2.921	8.39	597	3.960	94.46	
3.100	3.200	3.147	10	63	2.957	9.97	579	3.988	91.61	
3.200	3.300	3.253	23	86	3.036	13.61	569	4.003	90.03	
3.300	3.400	3.348	24	110	3.104	17.41	546	4.034	86.39	
3.400	3.500	3.450	25	135	3.168	21.36	522	4.066	82.59	
3.500	3.600	3.554	33	168	3.244	26.58	497	4.097	78.64	
3.600	3.700	3.654	34	202	3.313	31.96	464	4.135	73.42	
3.700	3.800	3.747	52	254	3.402	40.19	430	4.173	68.04	
3.800	3.900	3.855	36	290	3.458	45.89	378	4.232	59.81	
3.900	4.000	3.951	64	354	3.547	56.01	342	4.272	54.11	
4.000	4.100	4.058	51	405	3.612	64.08	278	4.346	43.99	
4.100	4.200	4.159	52	457	3.674	72.31	227	4.410	35.92	
4.200	4.300	4.250	31	488	3.710	77.22	175	4.485	27.69	
4.300	4.400	4.346	33	521	3.751	82.44	144	4.536	22.78	
4.400	4.500	4.445	43	564	3.804	89.24	111	4.592	17.56	
4.500	4.600	4.551	28	592	3.839	93.67	68	4.685	10.76	
4.600	4.700	4.645	13	605	3.856	95.73	40	4.779	6.33	
4.700	4.800	4.743	10	615	3.871	97.31	27	4.843	4.27	
4.800	4.900	4.846	10	625	3.886	98.89	17	4.902	2.69	
4.900	5.000	4.983	7	632	3.898	100.00	7	4.983	1.11	
5.000	5.100	.000	0	632	3.898	100.00	0	.000	.00	
5.100	5.200	.000	0	632	3.898	100.00	0	.000	.00	
5.200	5.300	.000	0	632	3.898	100.00	0	.000	.00	
5.300	5.400	.000	0	632	3.898	100.00	0	.000	.00	
5.400	5.500	.000	0	632	3.898	100.00	0	.000	.00	
5.500	5.600	.000	0	632	3.898	100.00	0	.000	.00	
5.600	5.700	.000	0	632	3.898	100.00	0	.000	.00	
5.700	5.800	.000	0	632	3.898	100.00	0	.000	.00	
5.800	5.900	.000	0	632	3.898	100.00	0	.000	.00	

CLASSICAL STATISTICS AND HISTOGRAMS

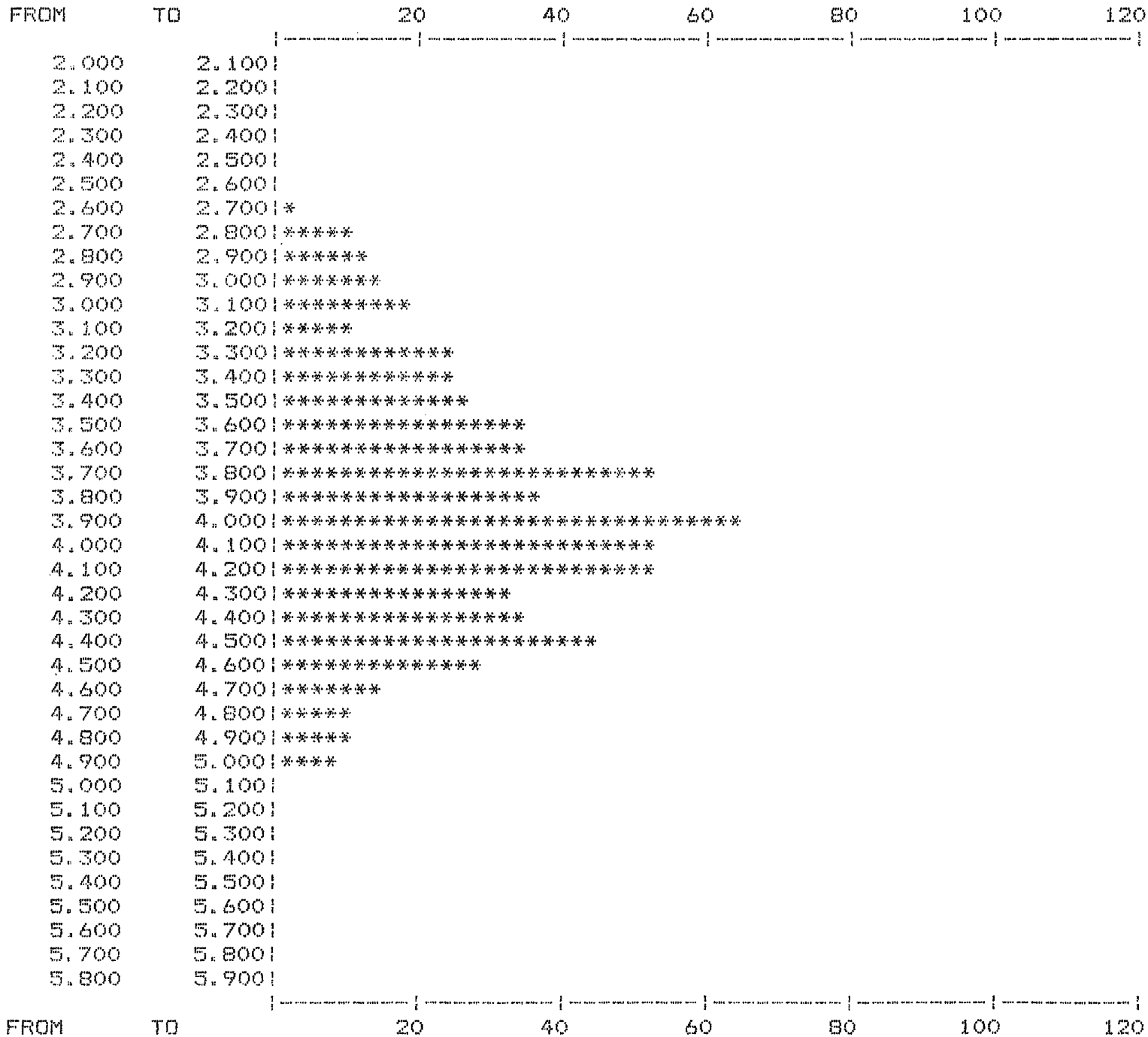
EXTRACTION DATA USED : SG BOREHOLE ASSAYS FOR ZCE

CLASSICAL STATISTICS :	UNGROUPED DATA	GROUPED DATA
TOTAL NO OF SAMPLES	632	
ARITHMETIC MEAN	3.89843	3.89684
STANDARD DEVIATION	.50055	.67044
VARIANCE	.25055	.44949
GEOMETRIC MEAN	3.86497	3.86345
NATURAL LOG MEAN	1.35195	1.35156
MID RANGE VALUE	3.84000	3.45000
COEFFICIENT OF VARIATION	.12840	.17205
MOMENT 1 ABOUT ARITHMETIC MEAN	.00000	.00000
MOMENT 2 ABOUT ARITHMETIC MEAN	.25055	.24983
MOMENT 3 ABOUT ARITHMETIC MEAN	-.03332	-.03331
MOMENT 4 ABOUT ARITHMETIC MEAN	.16114	.16001
MOMENT COEFFICIENT OF SKEWNESS	-.26571	-.26677
MOMENT COEFFICIENT OF KURTOSIS	2.56678	2.56355

CLASSICAL STATISTICS AND HISTOGRAMS

EXTRACTION DATA USED : S6 BOREHOLE ASSAYS FOR ZCE

NORMAL HISTOGRAM



CLASSICAL STATISTICS AND HISTOGRAMS

EXTRACTION DATA USED : SG BOREHOLE ASSAYS FOR 2EF

DATA VALUES ENTERED

CLASS INTERVAL	:	.100
MINIMUM HISTOGRAM VALUE	:	2.000
MAXIMUM HISTOGRAM VALUE	:	6.000
MINIMUM POPULATION DATA POINT	:	2.630
MAXIMUM POPULATION DATA POINT	:	5.000
NO OF SAMPLES	:	1162

CLASSICAL STATISTICS AND HISTOGRAMS

EXTRACTION DATA USED : SG BOREHOLE ASSAYS FOR 2EF

FREQUENCY DISTRIBUTIONS

CLASS INTERVAL		<--INCREMENTAL-->			INCREASING			>--DECREASING-->		
FROM	TO	MEAN	FREQ	CUM FREQ	CUM MEAN	CUM FREQ PERCENT	CUM FREQ	CUM MEAN	CUM FREQ PERCENT	
2.000	2.100	.000	0	0	.000	.00	1162	4.191	100.00	
2.100	2.200	.000	0	0	.000	.00	1162	4.191	100.00	
2.200	2.300	.000	0	0	.000	.00	1162	4.191	100.00	
2.300	2.400	.000	0	0	.000	.00	1162	4.191	100.00	
2.400	2.500	.000	0	0	.000	.00	1162	4.191	100.00	
2.500	2.600	.000	0	0	.000	.00	1162	4.191	100.00	
2.600	2.700	2.672	5	5	2.672	.43	1162	4.191	100.00	
2.700	2.800	2.761	13	18	2.736	1.55	1157	4.198	99.57	
2.800	2.900	2.858	14	32	2.789	2.75	1144	4.214	98.45	
2.900	3.000	2.945	33	65	2.868	5.59	1130	4.231	97.25	
3.000	3.100	3.048	22	87	2.914	7.49	1097	4.269	94.41	
3.100	3.200	3.158	18	105	2.955	9.04	1075	4.294	92.51	
3.200	3.300	3.253	30	135	3.022	11.62	1057	4.314	90.96	
3.300	3.400	3.353	20	155	3.064	13.34	1027	4.345	88.38	
3.400	3.500	3.462	25	180	3.120	15.49	1007	4.365	86.66	
3.500	3.600	3.561	31	211	3.185	18.16	982	4.387	84.51	
3.600	3.700	3.652	25	236	3.234	20.31	951	4.414	81.84	
3.700	3.800	3.749	40	276	3.309	23.75	926	4.435	79.69	
3.800	3.900	3.851	33	309	3.367	26.59	886	4.466	76.25	
3.900	4.000	3.946	41	350	3.434	30.12	853	4.490	73.41	
4.000	4.100	4.057	64	414	3.531	35.63	812	4.517	69.88	
4.100	4.200	4.153	50	464	3.598	39.93	748	4.557	64.37	
4.200	4.300	4.254	69	533	3.683	45.87	698	4.586	60.07	
4.300	4.400	4.337	93	626	3.780	53.87	629	4.622	54.13	
4.400	4.500	4.454	107	733	3.878	63.08	536	4.671	46.13	
4.500	4.600	4.557	103	836	3.962	71.94	429	4.726	36.92	
4.600	4.700	4.651	112	948	4.043	81.58	326	4.779	28.06	
4.700	4.800	4.746	83	1031	4.100	88.73	214	4.846	18.42	
4.800	4.900	4.843	64	1095	4.143	94.23	131	4.909	11.27	
4.900	5.000	4.971	67	1162	4.191	100.00	67	4.971	5.77	
5.000	5.100	.000	0	1162	4.191	100.00	0	.000	.00	
5.100	5.200	.000	0	1162	4.191	100.00	0	.000	.00	
5.200	5.300	.000	0	1162	4.191	100.00	0	.000	.00	
5.300	5.400	.000	0	1162	4.191	100.00	0	.000	.00	
5.400	5.500	.000	0	1162	4.191	100.00	0	.000	.00	
5.500	5.600	.000	0	1162	4.191	100.00	0	.000	.00	
5.600	5.700	.000	0	1162	4.191	100.00	0	.000	.00	
5.700	5.800	.000	0	1162	4.191	100.00	0	.000	.00	
5.800	5.900	.000	0	1162	4.191	100.00	0	.000	.00	

CLASSICAL STATISTICS AND HISTOGRAMS

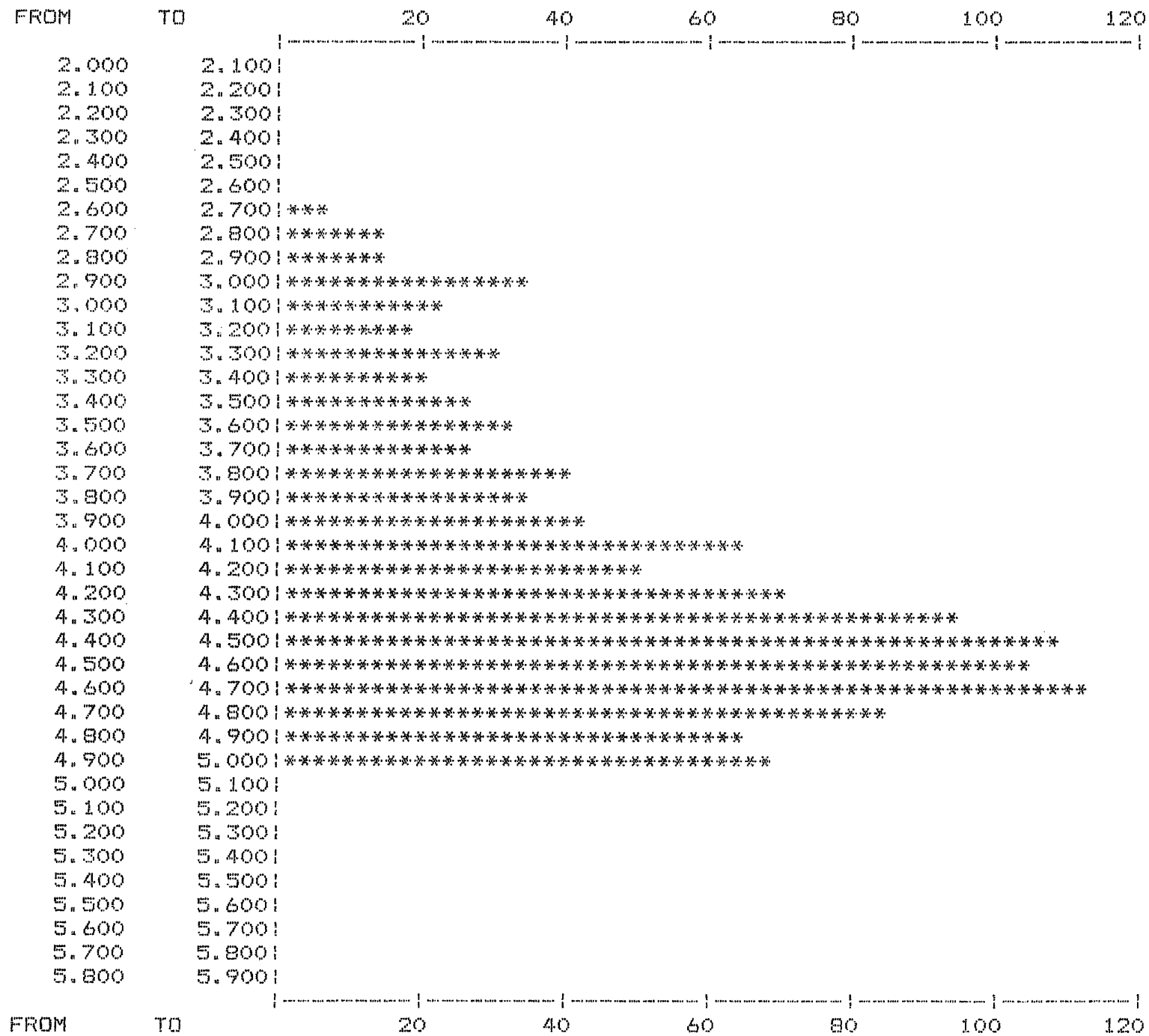
EXTRACTION DATA USED : SG BOREHOLE ASSAYS FOR 2EF

CLASSICAL STATISTICS :	UNGROUPED DATA	GROUPED DATA
TOTAL NO OF SAMPLES	1162	
ARITHMETIC MEAN	4.19108	4.18890
STANDARD DEVIATION	.58126	.93977
VARIANCE	.33786	.88317
GEOMETRIC MEAN	4.14663	4.14445
NATURAL LOG MEAN	1.42230	1.42177
MID RANGE VALUE	3.81500	3.45000
COEFFICIENT OF VARIATION	.13869	.22435
MOMENT 1 ABOUT ARITHMETIC MEAN	.00000	.00000
MOMENT 2 ABOUT ARITHMETIC MEAN	.33786	.33720
MOMENT 3 ABOUT ARITHMETIC MEAN	-.16063	-.16289
MOMENT 4 ABOUT ARITHMETIC MEAN	.31491	.31395
MOMENT COEFFICIENT OF SKEWNESS	-.81794	-.83188
MOMENT COEFFICIENT OF KURTOSIS	2.75870	2.76122

CLASSICAL STATISTICS AND HISTOGRAMS

EXTRACTION DATA USED : SG BOREHOLE ASSAYS FOR 2EF

NORMAL HISTOGRAM



CLASSICAL STATISTICS AND HISTOGRAMS

EXTRACTION DATA USED : SG BOREHOLE ASSAYS FOR 26E

DATA VALUES ENTERED

CLASS INTERVAL	:	.100
MINIMUM HISTOGRAM VALUE	:	2.000
MAXIMUM HISTOGRAM VALUE	:	6.000
MINIMUM POPULATION DATA POINT	:	2.550
MAXIMUM POPULATION DATA POINT	:	5.000
NO OF SAMPLES	:	286

CLASSICAL STATISTICS AND HISTOGRAMS

EXTRACTION DATA USED : SG BOREHOLE ASSAYS FOR 2GE

FREQUENCY DISTRIBUTIONS

CLASS INTERVAL		<--INCREMENTAL-->			-----INCREASING----->			<-----DECREASING----->		
FROM	TO	MEAN	FREQ	CUM FREQ	CUM MEAN	CUM FREQ PERCENT	CUM FREQ	CUM MEAN	CUM FREQ PERCENT	
2.000	2.100	.000	0	0	.000	.00	286	4.367	100.00	
2.100	2.200	.000	0	0	.000	.00	286	4.367	100.00	
2.200	2.300	.000	0	0	.000	.00	286	4.367	100.00	
2.300	2.400	.000	0	0	.000	.00	286	4.367	100.00	
2.400	2.500	.000	0	0	.000	.00	286	4.367	100.00	
2.500	2.600	2.550	1	1	2.550	.35	286	4.367	100.00	
2.600	2.700	.000	0	1	2.550	.35	285	4.373	99.65	
2.700	2.800	2.780	3	4	2.723	1.40	285	4.373	99.65	
2.800	2.900	2.880	1	5	2.754	1.75	282	4.390	98.60	
2.900	3.000	2.962	4	9	2.847	3.15	281	4.395	98.25	
3.000	3.100	3.056	7	16	2.938	5.59	277	4.416	96.85	
3.100	3.200	3.190	1	17	2.953	5.94	270	4.451	94.41	
3.200	3.300	3.220	2	19	2.981	6.64	269	4.456	94.06	
3.300	3.400	3.366	5	24	3.061	8.39	267	4.465	93.36	
3.400	3.500	3.453	6	30	3.140	10.49	262	4.486	91.61	
3.500	3.600	3.550	4	34	3.188	11.89	256	4.510	89.51	
3.600	3.700	3.633	3	37	3.224	12.94	252	4.526	88.11	
3.700	3.800	3.710	2	39	3.249	13.64	249	4.536	87.06	
3.800	3.900	3.868	6	45	3.332	15.73	247	4.543	86.36	
3.900	4.000	3.952	10	55	3.444	19.23	241	4.560	84.27	
4.000	4.100	4.050	6	61	3.504	21.33	231	4.586	80.77	
4.100	4.200	4.170	12	73	3.613	25.52	225	4.600	78.67	
4.200	4.300	4.263	8	81	3.678	28.32	213	4.625	74.48	
4.300	4.400	4.349	21	102	3.816	35.66	205	4.639	71.68	
4.400	4.500	4.457	23	125	3.934	43.71	184	4.672	64.34	
4.500	4.600	4.550	35	160	4.069	55.94	161	4.703	56.29	
4.600	4.700	4.647	58	218	4.222	76.22	126	4.745	44.06	
4.700	4.800	4.746	33	251	4.291	87.76	68	4.829	23.78	
4.800	4.900	4.851	19	270	4.331	94.41	35	4.907	12.24	
4.900	5.000	4.974	16	286	4.367	100.00	16	4.974	5.59	
5.000	5.100	.000	0	286	4.367	100.00	0	.000	.00	
5.100	5.200	.000	0	286	4.367	100.00	0	.000	.00	
5.200	5.300	.000	0	286	4.367	100.00	0	.000	.00	
5.300	5.400	.000	0	286	4.367	100.00	0	.000	.00	
5.400	5.500	.000	0	286	4.367	100.00	0	.000	.00	
5.500	5.600	.000	0	286	4.367	100.00	0	.000	.00	
5.600	5.700	.000	0	286	4.367	100.00	0	.000	.00	
5.700	5.800	.000	0	286	4.367	100.00	0	.000	.00	
5.800	5.900	.000	0	286	4.367	100.00	0	.000	.00	

CLASSICAL STATISTICS AND HISTOGRAMS

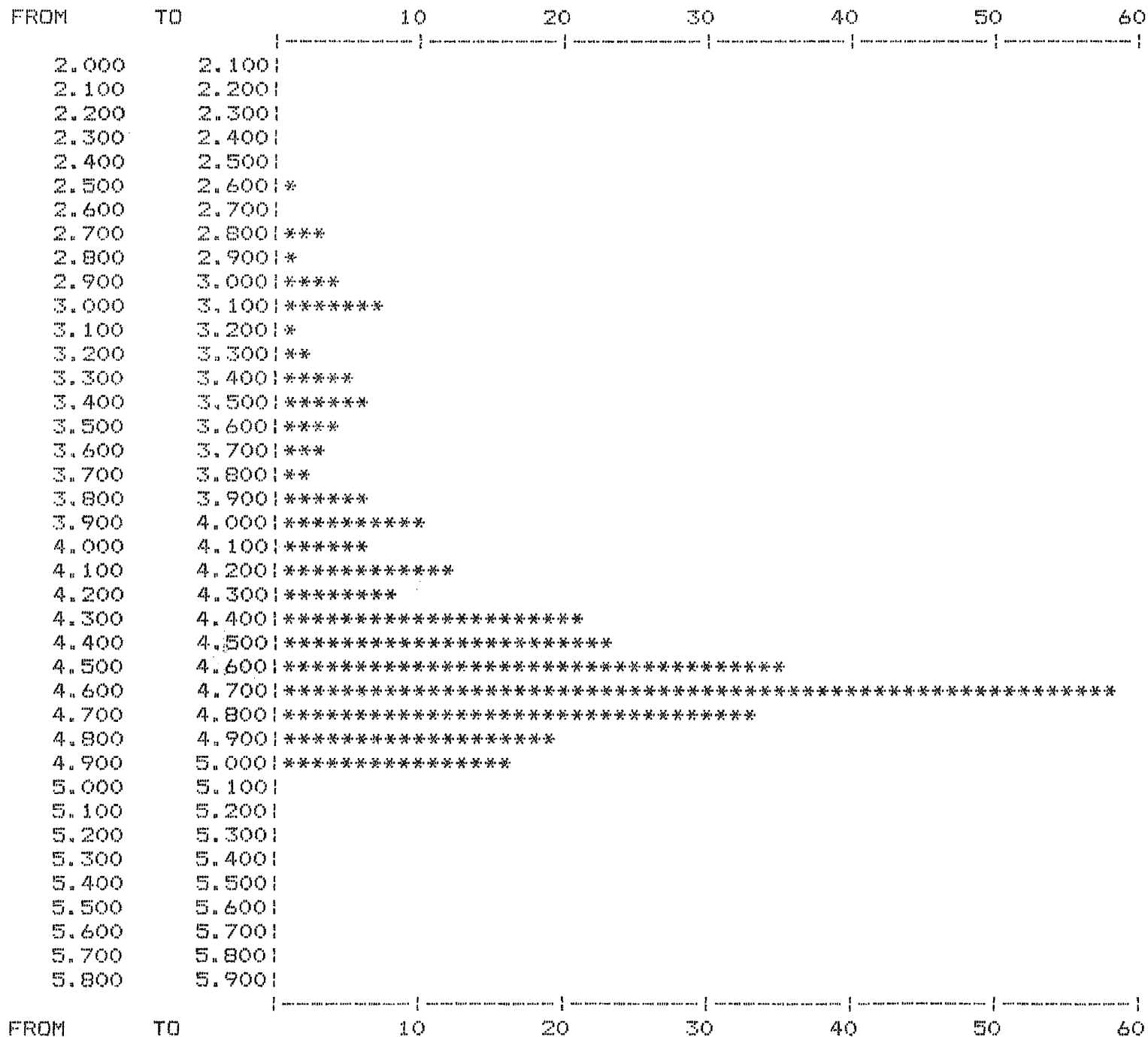
EXTRACTION DATA USED : SG BOREHOLE ASSAYS FOR 26E

CLASSICAL STATISTICS :	UNGROUPED DATA	GROUPED DATA
TOTAL NO OF SAMPLES	286	
ARITHMETIC MEAN	4.36657	4.36364
STANDARD DEVIATION	.52148	1.05252
VARIANCE	.27194	1.10780
GEOMETRIC MEAN	4.33067	4.32747
NATURAL LOG MEAN	1.46572	1.46498
MID RANGE VALUE	3.77500	3.45000
COEFFICIENT OF VARIATION	.11942	.24120
MOMENT 1 ABOUT ARITHMETIC MEAN	.00000	.00000
MOMENT 2 ABOUT ARITHMETIC MEAN	.27194	.27307
MOMENT 3 ABOUT ARITHMETIC MEAN	-.20599	-.21036
MOMENT 4 ABOUT ARITHMETIC MEAN	.32874	.33449
MOMENT COEFFICIENT OF SKEWNESS	-1.45260	-1.47421
MOMENT COEFFICIENT OF KURTOSIS	4.44536	4.48590

CLASSICAL STATISTICS AND HISTOGRAMS

EXTRACTION DATA USED : 56 BOREHOLE ASSAYS FOR 26E

NORMAL HISTOGRAM



CLASSICAL STATISTICS AND HISTOGRAMS

EXTRACTION DATA USED : SG BOREHOLE ASSAYS FOR 2HE

DATA VALUES ENTERED

CLASS INTERVAL	:	.100
MINIMUM HISTOGRAM VALUE	:	2.000
MAXIMUM HISTOGRAM VALUE	:	6.000
MINIMUM POPULATION DATA POINT	:	2.750
MAXIMUM POPULATION DATA POINT	:	5.000
NO OF SAMPLES	:	218

CLASSICAL STATISTICS AND HISTOGRAMS

EXTRACTION DATA USED : SG BOREHOLE ASSAYS FOR 2HE

FREQUENCY DISTRIBUTIONS

CLASS INTERVAL		<--INCREMENTAL-->			-----INCREASING----->			<-----DECREASING----->		
FROM	TO	MEAN	FREQ	CUM FREQ	CUM MEAN	CUM FREQ PERCENT	CUM FREQ	CUM MEAN	CUM FREQ PERCENT	
2.000	2.100	.000	0	0	.000	.00	218	4.068	100.00	
2.100	2.200	.000	0	0	.000	.00	218	4.068	100.00	
2.200	2.300	.000	0	0	.000	.00	218	4.068	100.00	
2.300	2.400	.000	0	0	.000	.00	218	4.068	100.00	
2.400	2.500	.000	0	0	.000	.00	218	4.068	100.00	
2.500	2.600	.000	0	0	.000	.00	218	4.068	100.00	
2.600	2.700	.000	0	0	.000	.00	218	4.068	100.00	
2.700	2.800	2.768	5	5	2.768	2.29	218	4.068	100.00	
2.800	2.900	2.838	5	10	2.803	4.59	213	4.099	97.71	
2.900	3.000	2.941	9	19	2.868	8.72	208	4.129	95.41	
3.000	3.100	3.070	9	28	2.933	12.84	199	4.183	91.28	
3.100	3.200	3.161	7	35	2.979	16.06	190	4.235	87.16	
3.200	3.300	3.257	7	42	3.025	19.27	183	4.276	83.94	
3.300	3.400	3.332	5	47	3.058	21.56	176	4.317	80.73	
3.400	3.500	3.445	4	51	3.088	23.39	171	4.346	78.44	
3.500	3.600	3.574	5	56	3.132	25.69	167	4.367	76.61	
3.600	3.700	3.633	3	59	3.157	27.06	162	4.392	74.31	
3.700	3.800	3.764	5	64	3.205	29.36	159	4.406	72.94	
3.800	3.900	3.833	4	68	3.241	31.19	154	4.427	70.64	
3.900	4.000	3.946	14	82	3.362	37.61	150	4.443	68.81	
4.000	4.100	4.085	6	88	3.411	40.37	136	4.494	62.39	
4.100	4.200	4.162	10	98	3.488	44.95	130	4.513	59.63	
4.200	4.300	4.248	16	114	3.594	52.29	120	4.542	55.05	
4.300	4.400	4.338	21	135	3.710	61.93	104	4.587	47.71	
4.400	4.500	4.441	17	152	3.792	69.72	83	4.650	38.07	
4.500	4.600	4.552	18	170	3.872	77.98	66	4.704	30.28	
4.600	4.700	4.651	17	187	3.943	85.78	48	4.762	22.02	
4.700	4.800	4.745	12	199	3.991	91.28	31	4.822	14.22	
4.800	4.900	4.826	13	212	4.043	97.25	19	4.871	8.72	
4.900	5.000	4.968	6	218	4.068	100.00	6	4.968	2.75	
5.000	5.100	.000	0	218	4.068	100.00	0	.000	.00	
5.100	5.200	.000	0	218	4.068	100.00	0	.000	.00	
5.200	5.300	.000	0	218	4.068	100.00	0	.000	.00	
5.300	5.400	.000	0	218	4.068	100.00	0	.000	.00	
5.400	5.500	.000	0	218	4.068	100.00	0	.000	.00	
5.500	5.600	.000	0	218	4.068	100.00	0	.000	.00	
5.600	5.700	.000	0	218	4.068	100.00	0	.000	.00	
5.700	5.800	.000	0	218	4.068	100.00	0	.000	.00	
5.800	5.900	.000	0	218	4.068	100.00	0	.000	.00	

CLASSICAL STATISTICS AND HISTOGRAMS

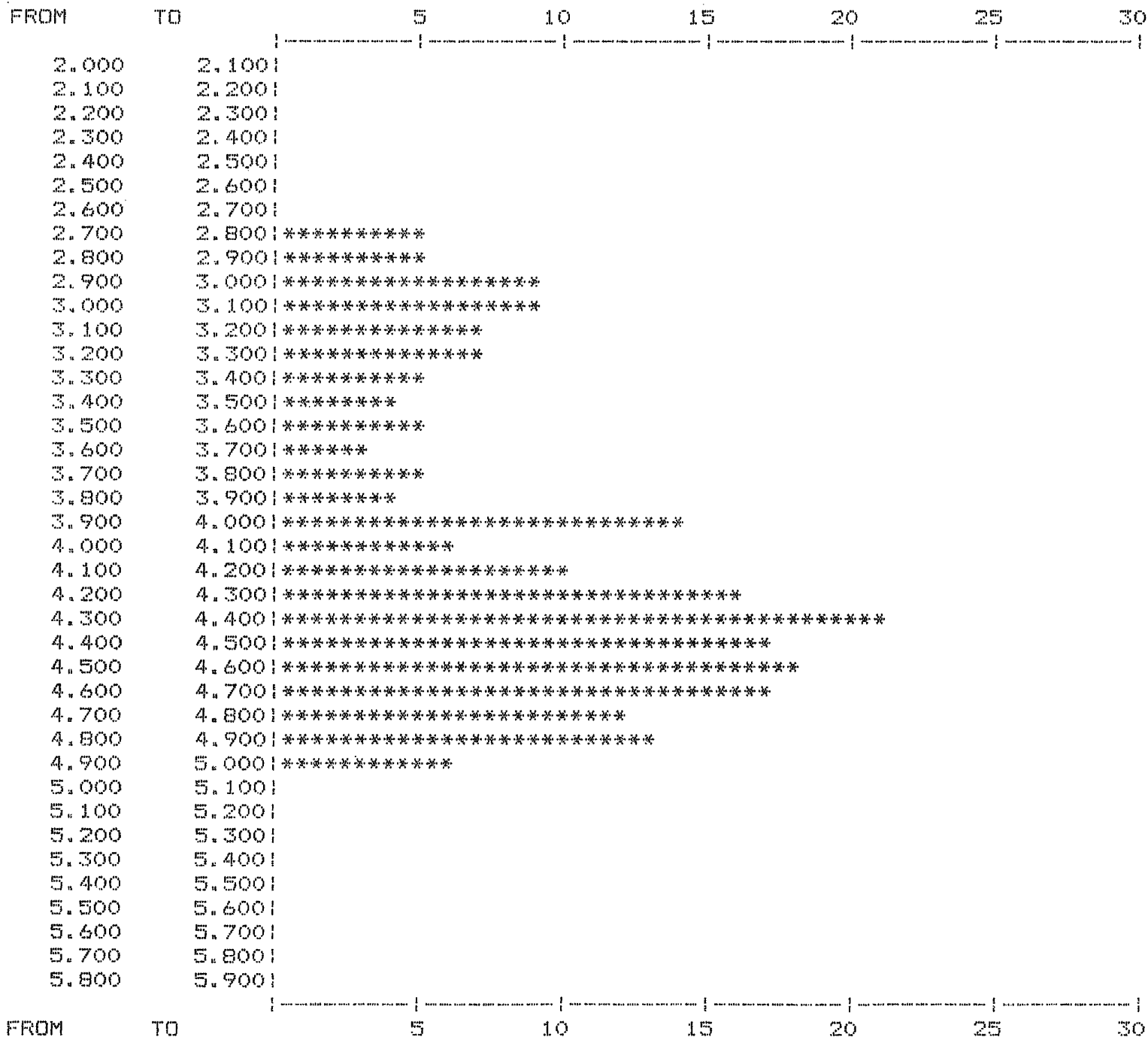
EXTRACTION DATA USED : SG BOREHOLE ASSAYS FOR 2HE

CLASSICAL STATISTICS :	UNGROUPED DATA	GROUPED DATA
TOTAL NO OF SAMPLES	218	
ARITHMETIC MEAN	4.06812	4.06881
STANDARD DEVIATION	.62887	.88434
VARIANCE	.39547	.78206
GEOMETRIC MEAN	4.01515	4.01534
NATURAL LOG MEAN	1.39007	1.39012
MID RANGE VALUE	3.87500	3.45000
COEFFICIENT OF VARIATION	.15458	.21735
MOMENT 1 ABOUT ARITHMETIC MEAN	.00000	.00000
MOMENT 2 ABOUT ARITHMETIC MEAN	.39547	.39914
MOMENT 3 ABOUT ARITHMETIC MEAN	-.15834	-.16017
MOMENT 4 ABOUT ARITHMETIC MEAN	.33924	.34398
MOMENT COEFFICIENT OF SKEWNESS	-.63665	-.63518
MOMENT COEFFICIENT OF KURTOSIS	2.16909	2.15910

CLASSICAL STATISTICS AND HISTOGRAMS

EXTRACTION DATA USED : SB BOREHOLE ASSAYS FOR ZHE

NORMAL HISTOGRAM



CLASSICAL STATISTICS AND HISTOGRAMS

EXTRACTION DATA USED : SG COMPOSITES FOR 2A

(all grades)

DATA VALUES ENTERED

CLASS INTERVAL : .100
MINIMUM HISTOGRAM VALUE : 2.000
MAXIMUM HISTOGRAM VALUE : 6.000

MINIMUM POPULATION DATA POINT : 2.610
MAXIMUM POPULATION DATA POINT : 4.110
NO OF SAMPLES : 260

CLASSICAL STATISTICS AND HISTOGRAMS

EXTRACTION DATA USED : SG COMPOSITES FOR 2A

FREQUENCY DISTRIBUTIONS

CLASS INTERVAL		<--INCREMENTAL-->			<-----INCREASING----->			<-----DECREASING----->		
FROM	TO	MEAN	FREQ	CUM FREQ	CUM MEAN	CUM PERCENT	CUM FREQ	CUM MEAN	CUM PERCENT	
2.000	2.100	.000	0	0	.000	.00	260	3.043	100.00	
2.100	2.200	.000	0	0	.000	.00	260	3.043	100.00	
2.200	2.300	.000	0	0	.000	.00	260	3.043	100.00	
2.300	2.400	.000	0	0	.000	.00	260	3.043	100.00	
2.400	2.500	.000	0	0	.000	.00	260	3.043	100.00	
2.500	2.600	.000	0	0	.000	.00	260	3.043	100.00	
2.600	2.700	2.648	10	10	2.648	3.85	260	3.043	100.00	
2.700	2.800	2.750	39	49	2.729	18.85	250	3.059	96.15	
2.800	2.900	2.846	45	94	2.785	36.15	211	3.116	81.15	
2.900	3.000	2.946	47	141	2.839	54.23	166	3.189	63.85	
3.000	3.100	3.056	33	174	2.880	66.92	119	3.285	45.77	
3.100	3.200	3.153	22	196	2.910	75.38	86	3.373	33.08	
3.200	3.300	3.259	18	214	2.940	82.31	64	3.449	24.62	
3.300	3.400	3.354	19	233	2.974	89.62	46	3.524	17.69	
3.400	3.500	3.436	9	242	2.991	93.08	27	3.643	10.38	
3.500	3.600	3.583	3	245	2.998	94.23	18	3.747	6.92	
3.600	3.700	3.635	6	251	3.013	96.54	15	3.779	5.77	
3.700	3.800	3.710	2	253	3.019	97.31	9	3.876	3.46	
3.800	3.900	3.820	3	256	3.028	98.46	7	3.923	2.69	
3.900	4.000	3.930	2	258	3.035	99.23	4	4.000	1.54	
4.000	4.100	4.030	1	259	3.039	99.62	2	4.070	.77	
4.100	4.200	4.110	1	260	3.043	100.00	1	4.110	.38	
4.200	4.300	.000	0	260	3.043	100.00	0	.000	.00	
4.300	4.400	.000	0	260	3.043	100.00	0	.000	.00	
4.400	4.500	.000	0	260	3.043	100.00	0	.000	.00	
4.500	4.600	.000	0	260	3.043	100.00	0	.000	.00	
4.600	4.700	.000	0	260	3.043	100.00	0	.000	.00	
4.700	4.800	.000	0	260	3.043	100.00	0	.000	.00	
4.800	4.900	.000	0	260	3.043	100.00	0	.000	.00	
4.900	5.000	.000	0	260	3.043	100.00	0	.000	.00	
5.000	5.100	.000	0	260	3.043	100.00	0	.000	.00	
5.100	5.200	.000	0	260	3.043	100.00	0	.000	.00	
5.200	5.300	.000	0	260	3.043	100.00	0	.000	.00	
5.300	5.400	.000	0	260	3.043	100.00	0	.000	.00	
5.400	5.500	.000	0	260	3.043	100.00	0	.000	.00	
5.500	5.600	.000	0	260	3.043	100.00	0	.000	.00	
5.600	5.700	.000	0	260	3.043	100.00	0	.000	.00	
5.700	5.800	.000	0	260	3.043	100.00	0	.000	.00	
5.800	5.900	.000	0	260	3.043	100.00	0	.000	.00	

CLASSICAL STATISTICS AND HISTOGRAMS

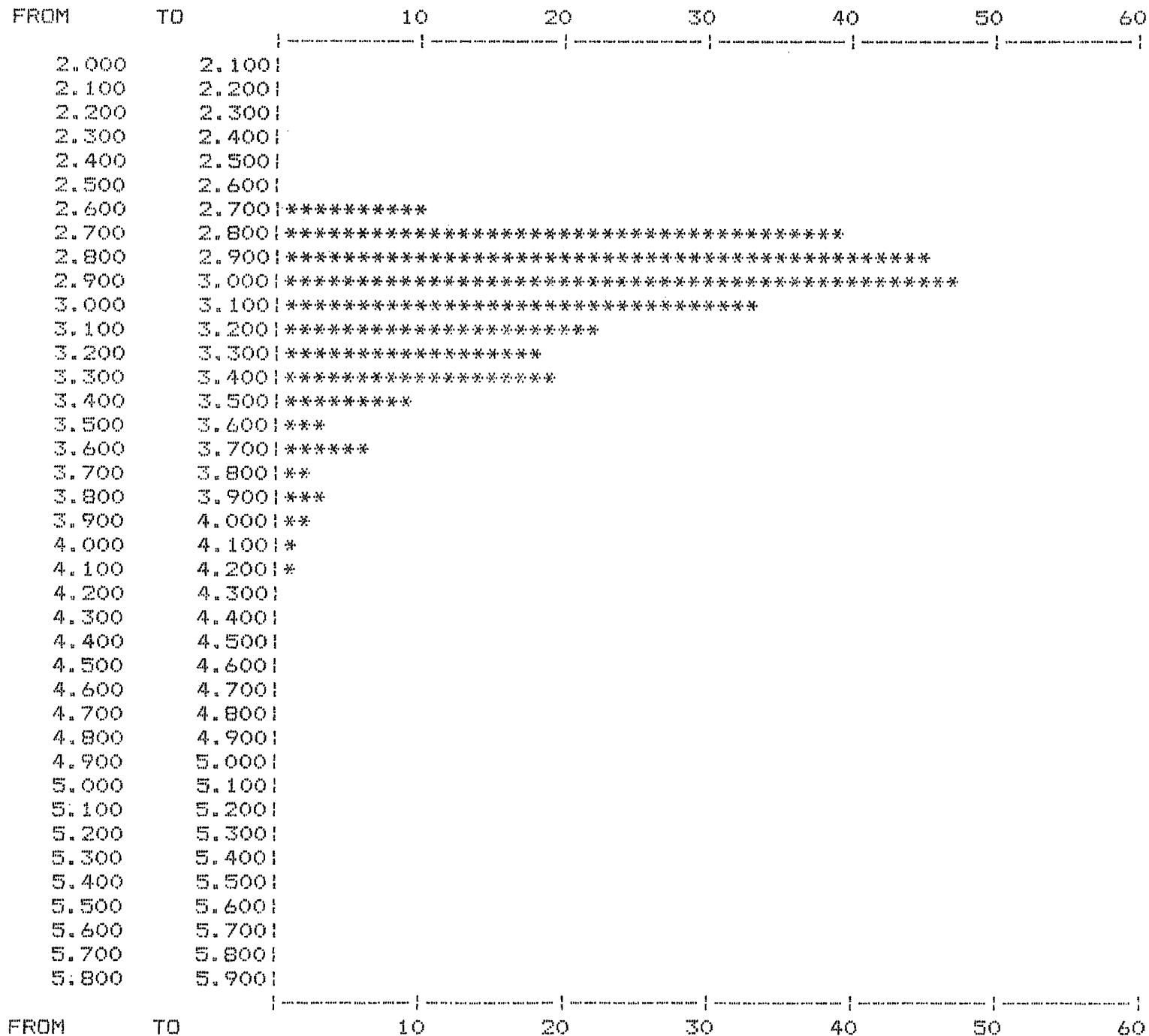
EXTRACTION DATA USED : SG COMPOSITES FOR 2A

CLASSICAL STATISTICS :	UNGROUPED DATA	GROUPED DATA
TOTAL NO OF SAMPLES	260	
ARITHMETIC MEAN	3.04308	3.04423
STANDARD DEVIATION	.28414	.28494
VARIANCE	.08074	.08119
GEOMETRIC MEAN	3.03055	3.03170
NATURAL LOG MEAN	1.10874	1.10912
MID RANGE VALUE	3.36000	3.05000
COEFFICIENT OF VARIATION	.09337	.09360
MOMENT 1 ABOUT ARITHMETIC MEAN	.00000	.00000
MOMENT 2 ABOUT ARITHMETIC MEAN	.08074	.08116
MOMENT 3 ABOUT ARITHMETIC MEAN	.02541	.02770
MOMENT 4 ABOUT ARITHMETIC MEAN	.02719	.02952
MOMENT COEFFICIENT OF SKEWNESS	1.10772	1.19809
MOMENT COEFFICIENT OF KURTOSIS	4.17200	4.48234

CLASSICAL STATISTICS AND HISTOGRAMS

EXTRACTION DATA USED : SG COMPOSITES FOR 2A

NORMAL HISTOGRAM



CLASSICAL STATISTICS AND HISTOGRAMS

EXTRACTION DATA USED : SG COMPOSITES FOR 2BCD

all grades

DATA VALUES ENTERED

CLASS INTERVAL	:	.100
MINIMUM HISTOGRAM VALUE	:	2.000
MAXIMUM HISTOGRAM VALUE	:	6.000
MINIMUM POPULATION DATA POINT	:	2.730
MAXIMUM POPULATION DATA POINT	:	4.470
NO OF SAMPLES	:	209

CLASSICAL STATISTICS AND HISTOGRAMS

EXTRACTION DATA USED : SG COMPOSITES FOR 2BCD

FREQUENCY DISTRIBUTIONS

CLASS INTERVAL		<--INCREMENTAL-->			-----INCREASING----->			<-----DECREASING----->		
FROM	TO	MEAN	FREQ	CUM FREQ	CUM MEAN	CUM PERCENT	CUM FREQ	CUM MEAN	CUM PERCENT	
2.000	2.100	.000	0	0	.000	.00	209	3.329	100.00	
2.100	2.200	.000	0	0	.000	.00	209	3.329	100.00	
2.200	2.300	.000	0	0	.000	.00	209	3.329	100.00	
2.300	2.400	.000	0	0	.000	.00	209	3.329	100.00	
2.400	2.500	.000	0	0	.000	.00	209	3.329	100.00	
2.500	2.600	.000	0	0	.000	.00	209	3.329	100.00	
2.600	2.700	.000	0	0	.000	.00	209	3.329	100.00	
2.700	2.800	2.774	7	7	2.774	3.35	209	3.329	100.00	
2.800	2.900	2.860	8	15	2.820	7.18	202	3.348	96.65	
2.900	3.000	2.948	28	43	2.903	20.57	194	3.368	92.82	
3.000	3.100	3.061	30	73	2.968	34.93	166	3.439	79.43	
3.100	3.200	3.144	13	86	2.995	41.15	136	3.523	65.07	
3.200	3.300	3.248	33	119	3.065	56.94	123	3.563	58.85	
3.300	3.400	3.354	16	135	3.099	64.59	90	3.679	43.06	
3.400	3.500	3.446	12	147	3.127	70.33	74	3.749	35.41	
3.500	3.600	3.539	16	163	3.168	77.99	62	3.807	29.67	
3.600	3.700	3.657	10	173	3.196	82.78	46	3.901	22.01	
3.700	3.800	3.757	11	184	3.230	88.04	36	3.969	17.22	
3.800	3.900	3.850	7	191	3.252	91.39	25	4.062	11.96	
3.900	4.000	3.938	6	197	3.273	94.26	18	4.144	8.61	
4.000	4.100	4.050	4	201	3.289	96.17	12	4.247	5.74	
4.100	4.200	4.180	1	202	3.293	96.65	8	4.345	3.83	
4.200	4.300	4.270	1	203	3.298	97.13	7	4.369	3.35	
4.300	4.400	4.347	4	207	3.318	99.04	6	4.385	2.87	
4.400	4.500	4.460	2	209	3.329	100.00	2	4.460	.96	
4.500	4.600	.000	0	209	3.329	100.00	0	.000	.00	
4.600	4.700	.000	0	209	3.329	100.00	0	.000	.00	
4.700	4.800	.000	0	209	3.329	100.00	0	.000	.00	
4.800	4.900	.000	0	209	3.329	100.00	0	.000	.00	
4.900	5.000	.000	0	209	3.329	100.00	0	.000	.00	
5.000	5.100	.000	0	209	3.329	100.00	0	.000	.00	
5.100	5.200	.000	0	209	3.329	100.00	0	.000	.00	
5.200	5.300	.000	0	209	3.329	100.00	0	.000	.00	
5.300	5.400	.000	0	209	3.329	100.00	0	.000	.00	
5.400	5.500	.000	0	209	3.329	100.00	0	.000	.00	
5.500	5.600	.000	0	209	3.329	100.00	0	.000	.00	
5.600	5.700	.000	0	209	3.329	100.00	0	.000	.00	
5.700	5.800	.000	0	209	3.329	100.00	0	.000	.00	
5.800	5.900	.000	0	209	3.329	100.00	0	.000	.00	

CLASSICAL STATISTICS AND HISTOGRAMS

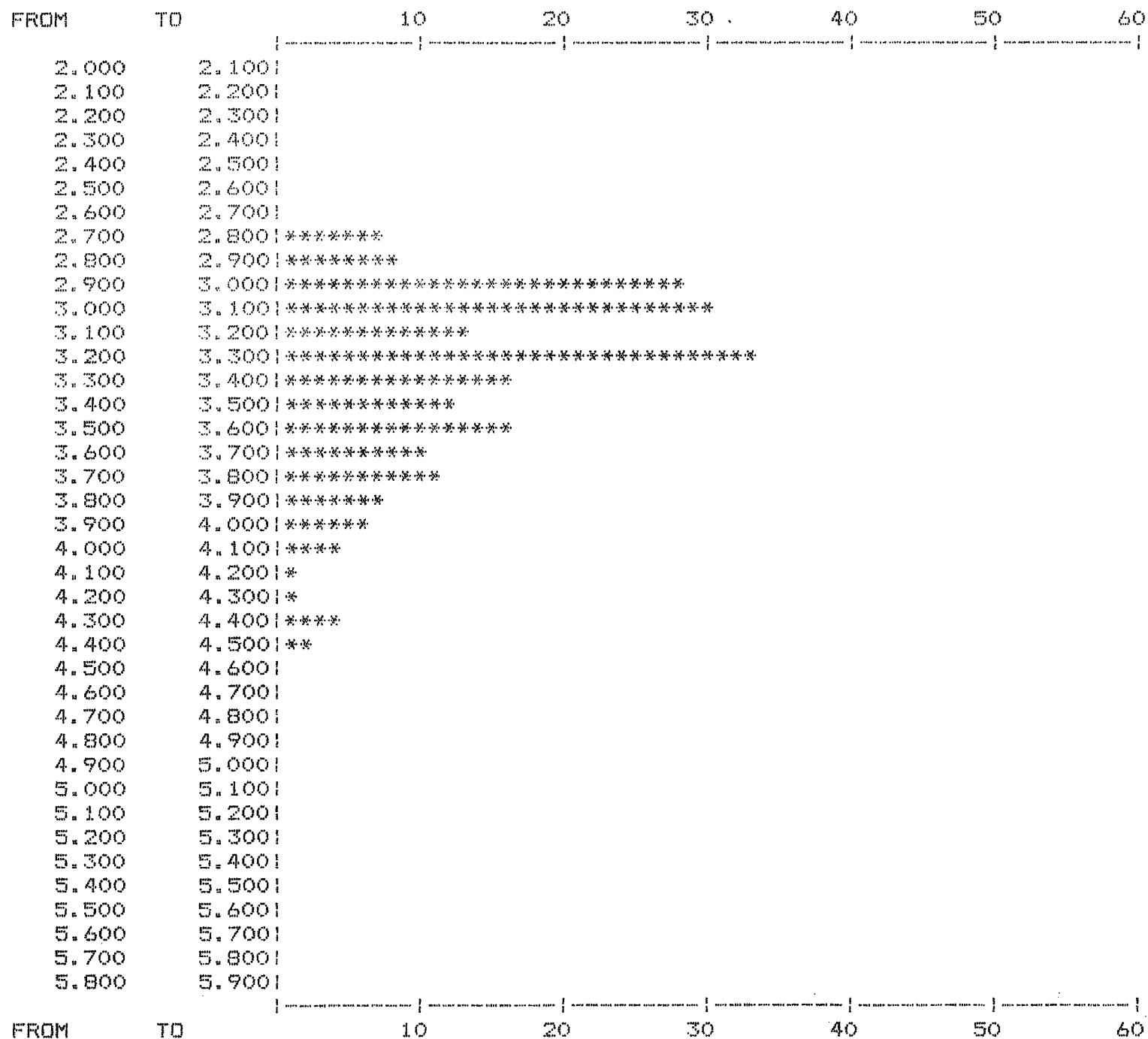
EXTRACTION DATA USED : SG COMPOSITES FOR 2BCD

CLASSICAL STATISTICS :	UNGROUPED DATA	GROUPED DATA
TOTAL NO OF SAMPLES	209	
ARITHMETIC MEAN	3.32909	3.32751
STANDARD DEVIATION	.37535	.41612
VARIANCE	.14088	.17316
GEOMETRIC MEAN	3.30898	3.30725
NATURAL LOG MEAN	1.19664	1.19612
MID RANGE VALUE	3.60000	3.15000
COEFFICIENT OF VARIATION	.11275	.12506
MOMENT 1 ABOUT ARITHMETIC MEAN	.00000	.00000
MOMENT 2 ABOUT ARITHMETIC MEAN	.14088	.14165
MOMENT 3 ABOUT ARITHMETIC MEAN	.04570	.04454
MOMENT 4 ABOUT ARITHMETIC MEAN	.06583	.06554
MOMENT COEFFICIENT OF SKEWNESS	.86427	.83546
MOMENT COEFFICIENT OF KURTOSIS	3.31646	3.26643

CLASSICAL STATISTICS AND HISTOGRAMS

EXTRACTION DATA USED : SG COMPOSITES FOR 2BCD

NORMAL HISTOGRAM



CLASSICAL STATISTICS AND HISTOGRAMS

EXTRACTION DATA USED : SG COMPOSITES FOR 2CE

all grades

DATA VALUES ENTERED

CLASS INTERVAL : .100
MINIMUM HISTOGRAM VALUE : 2.000
MAXIMUM HISTOGRAM VALUE : 6.000

MINIMUM POPULATION DATA POINT : 3.020
MAXIMUM POPULATION DATA POINT : 4.810
NO OF SAMPLES : 171

CLASSICAL STATISTICS AND HISTOGRAMS

EXTRACTION DATA USED : SG COMPOSITES FOR 2CE

FREQUENCY DISTRIBUTIONS

CLASS INTERVAL FROM	TO	<--INCREMENTAL-->		<-----INCREASING----->			<-----DECREASING----->		
		MEAN	FREQ	CUM FREQ	CUM MEAN	CUM FREQ PERCENT	CUM FREQ	CUM MEAN	CUM FREQ PERCENT
2.000	2.100	.000	0	0	.000	.00	171	3.861	100.00
2.100	2.200	.000	0	0	.000	.00	171	3.861	100.00
2.200	2.300	.000	0	0	.000	.00	171	3.861	100.00
2.300	2.400	.000	0	0	.000	.00	171	3.861	100.00
2.400	2.500	.000	0	0	.000	.00	171	3.861	100.00
2.500	2.600	.000	0	0	.000	.00	171	3.861	100.00
2.600	2.700	.000	0	0	.000	.00	171	3.861	100.00
2.700	2.800	.000	0	0	.000	.00	171	3.861	100.00
2.800	2.900	.000	0	0	.000	.00	171	3.861	100.00
2.900	3.000	.000	0	0	.000	.00	171	3.861	100.00
3.000	3.100	3.057	3	3	3.057	1.75	171	3.861	100.00
3.100	3.200	3.155	2	5	3.096	2.92	168	3.876	98.25
3.200	3.300	3.244	7	12	3.182	7.02	166	3.884	97.08
3.300	3.400	3.347	6	18	3.237	10.53	159	3.912	92.98
3.400	3.500	3.446	11	29	3.317	16.96	153	3.935	89.47
3.500	3.600	3.545	11	40	3.379	23.39	142	3.972	83.04
3.600	3.700	3.650	9	49	3.429	28.65	131	4.008	76.61
3.700	3.800	3.735	20	69	3.518	40.35	122	4.035	71.35
3.800	3.900	3.853	18	87	3.587	50.88	102	4.094	59.65
3.900	4.000	3.949	26	113	3.670	66.08	84	4.145	49.12
4.000	4.100	4.064	17	130	3.722	76.02	58	4.233	33.92
4.100	4.200	4.152	14	144	3.764	84.21	41	4.304	23.98
4.200	4.300	4.251	10	154	3.795	90.06	27	4.382	15.79
4.300	4.400	4.357	7	161	3.820	94.15	17	4.459	9.94
4.400	4.500	4.453	6	167	3.842	97.66	10	4.531	5.85
4.500	4.600	4.565	2	169	3.851	98.83	4	4.648	2.34
4.600	4.700	4.650	1	170	3.856	99.42	2	4.730	1.17
4.700	4.800	.000	0	170	3.856	99.42	1	4.810	.58
4.800	4.900	4.810	1	171	3.861	100.00	1	4.810	.58
4.900	5.000	.000	0	171	3.861	100.00	0	.000	.00
5.000	5.100	.000	0	171	3.861	100.00	0	.000	.00
5.100	5.200	.000	0	171	3.861	100.00	0	.000	.00
5.200	5.300	.000	0	171	3.861	100.00	0	.000	.00
5.300	5.400	.000	0	171	3.861	100.00	0	.000	.00
5.400	5.500	.000	0	171	3.861	100.00	0	.000	.00
5.500	5.600	.000	0	171	3.861	100.00	0	.000	.00
5.600	5.700	.000	0	171	3.861	100.00	0	.000	.00
5.700	5.800	.000	0	171	3.861	100.00	0	.000	.00
5.800	5.900	.000	0	171	3.861	100.00	0	.000	.00

CLASSICAL STATISTICS AND HISTOGRAMS

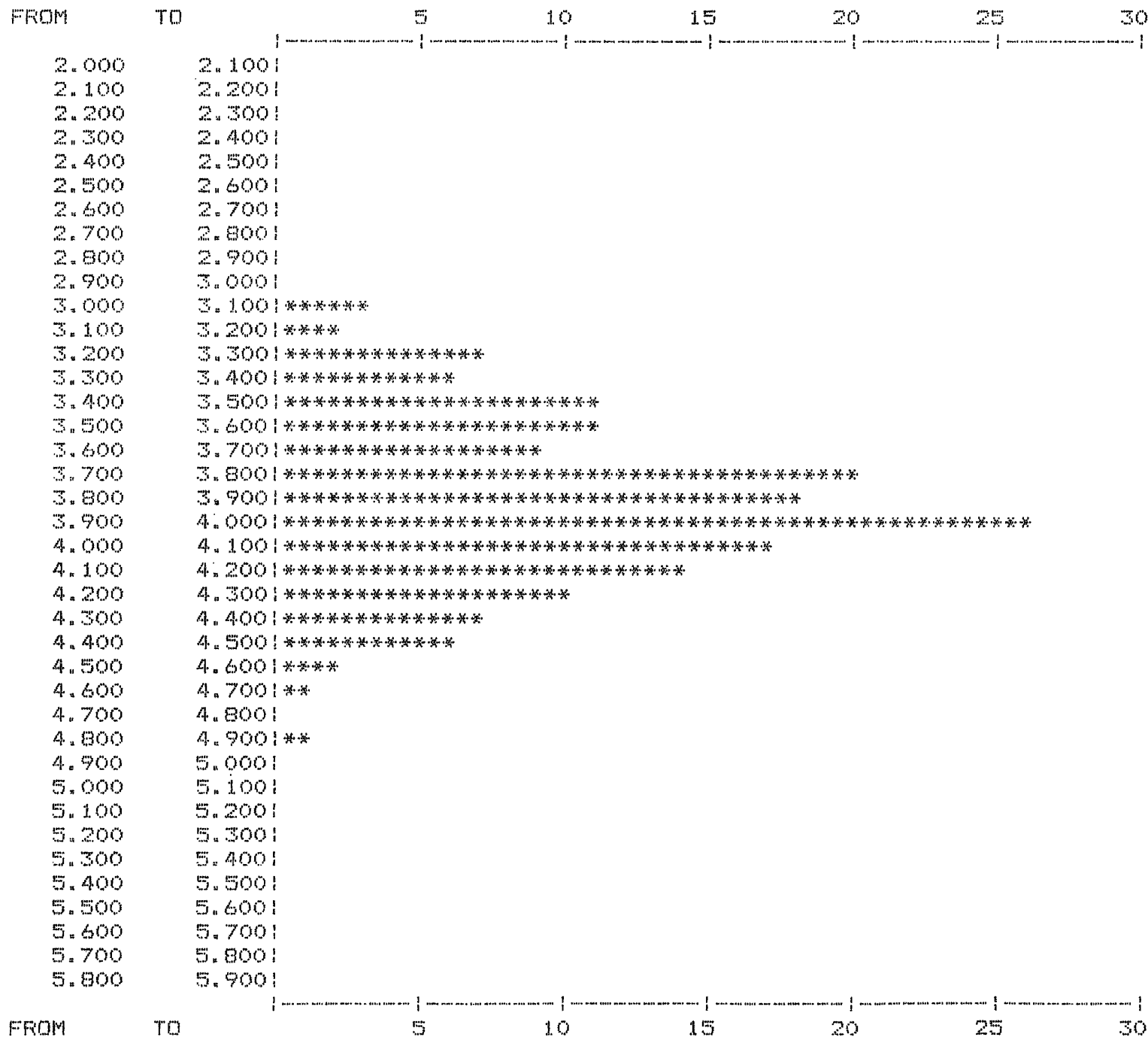
EXTRACTION DATA USED : SG COMPOSITES FOR 2CE

CLASSICAL STATISTICS :	UNGROUPED DATA	GROUPED DATA
TOTAL NO OF SAMPLES	171	
ARITHMETIC MEAN	3.86123	3.86170
STANDARD DEVIATION	.35048	.61800
VARIANCE	.12283	.38193
GEOMETRIC MEAN	3.84508	3.84590
NATURAL LOG MEAN	1.34679	1.34701
MID RANGE VALUE	3.91500	3.35000
COEFFICIENT OF VARIATION	.09077	.16003
MOMENT 1 ABOUT ARITHMETIC MEAN	.00000	.00000
MOMENT 2 ABOUT ARITHMETIC MEAN	.12283	.12010
MOMENT 3 ABOUT ARITHMETIC MEAN	-.00436	-.00438
MOMENT 4 ABOUT ARITHMETIC MEAN	.04065	.04035
MOMENT COEFFICIENT OF SKEWNESS	-.10130	-.10522
MOMENT COEFFICIENT OF KURTOSIS	2.69444	2.79785

CLASSICAL STATISTICS AND HISTOGRAMS

EXTRACTION DATA USED : SG COMPOSITES FOR 2CE

NORMAL HISTOGRAM



CLASSICAL STATISTICS AND HISTOGRAMS

EXTRACTION DATA USED : SG COMPOSITES FOR 2EF

all grades

DATA VALUES ENTERED

CLASS INTERVAL : .100
MINIMUM HISTOGRAM VALUE : 2.000
MAXIMUM HISTOGRAM VALUE : 6.000

MINIMUM POPULATION DATA POINT : 3.030
MAXIMUM POPULATION DATA POINT : 4.900
NO OF SAMPLES : 308

CLASSICAL STATISTICS AND HISTOGRAMS

EXTRACTION DATA USED : SG COMPOSITES FOR 2EF

FREQUENCY DISTRIBUTIONS

CLASS INTERVAL		<--INCREMENTAL-->			-----INCREASING----->			<-----DECREASING----->		
FROM	TO	MEAN	FREQ	CUM FREQ	CUM MEAN	CUM FREQ PERCENT	CUM FREQ	CUM MEAN	CUM FREQ PERCENT	
2.000	2.100	.000	0	0	.000	.00	308	4.163	100.00	
2.100	2.200	.000	0	0	.000	.00	308	4.163	100.00	
2.200	2.300	.000	0	0	.000	.00	308	4.163	100.00	
2.300	2.400	.000	0	0	.000	.00	308	4.163	100.00	
2.400	2.500	.000	0	0	.000	.00	308	4.163	100.00	
2.500	2.600	.000	0	0	.000	.00	308	4.163	100.00	
2.600	2.700	.000	0	0	.000	.00	308	4.163	100.00	
2.700	2.800	.000	0	0	.000	.00	308	4.163	100.00	
2.800	2.900	.000	0	0	.000	.00	308	4.163	100.00	
2.900	3.000	.000	0	0	.000	.00	308	4.163	100.00	
3.000	3.100	3.070	3	3	3.070	.97	308	4.163	100.00	
3.100	3.200	3.177	3	6	3.123	1.95	305	4.173	99.03	
3.200	3.300	3.240	3	9	3.162	2.92	302	4.183	98.05	
3.300	3.400	3.338	5	14	3.225	4.55	299	4.193	97.08	
3.400	3.500	3.436	13	27	3.327	8.77	294	4.207	95.45	
3.500	3.600	3.552	10	37	3.388	12.01	281	4.243	91.23	
3.600	3.700	3.648	10	47	3.443	15.26	271	4.269	87.99	
3.700	3.800	3.752	14	61	3.514	19.81	261	4.292	84.74	
3.800	3.900	3.860	21	82	3.602	26.62	247	4.323	80.19	
3.900	4.000	3.954	19	101	3.669	32.79	226	4.366	73.38	
4.000	4.100	4.064	20	121	3.734	39.29	207	4.404	67.21	
4.100	4.200	4.158	30	151	3.818	49.03	187	4.440	60.71	
4.200	4.300	4.248	22	173	3.873	56.17	157	4.494	50.97	
4.300	4.400	4.346	29	202	3.941	65.58	135	4.534	43.83	
4.400	4.500	4.451	32	234	4.010	75.97	106	4.586	34.42	
4.500	4.600	4.549	29	263	4.070	85.39	74	4.644	24.03	
4.600	4.700	4.659	25	288	4.121	93.51	45	4.705	14.61	
4.700	4.800	4.740	16	304	4.154	98.70	20	4.762	6.49	
4.800	4.900	4.837	3	307	4.160	99.68	4	4.852	1.30	
4.900	5.000	4.900	1	308	4.163	100.00	1	4.900	.32	
5.000	5.100	.000	0	308	4.163	100.00	0	.000	.00	
5.100	5.200	.000	0	308	4.163	100.00	0	.000	.00	
5.200	5.300	.000	0	308	4.163	100.00	0	.000	.00	
5.300	5.400	.000	0	308	4.163	100.00	0	.000	.00	
5.400	5.500	.000	0	308	4.163	100.00	0	.000	.00	
5.500	5.600	.000	0	308	4.163	100.00	0	.000	.00	
5.600	5.700	.000	0	308	4.163	100.00	0	.000	.00	
5.700	5.800	.000	0	308	4.163	100.00	0	.000	.00	
5.800	5.900	.000	0	308	4.163	100.00	0	.000	.00	

CLASSICAL STATISTICS AND HISTOGRAMS

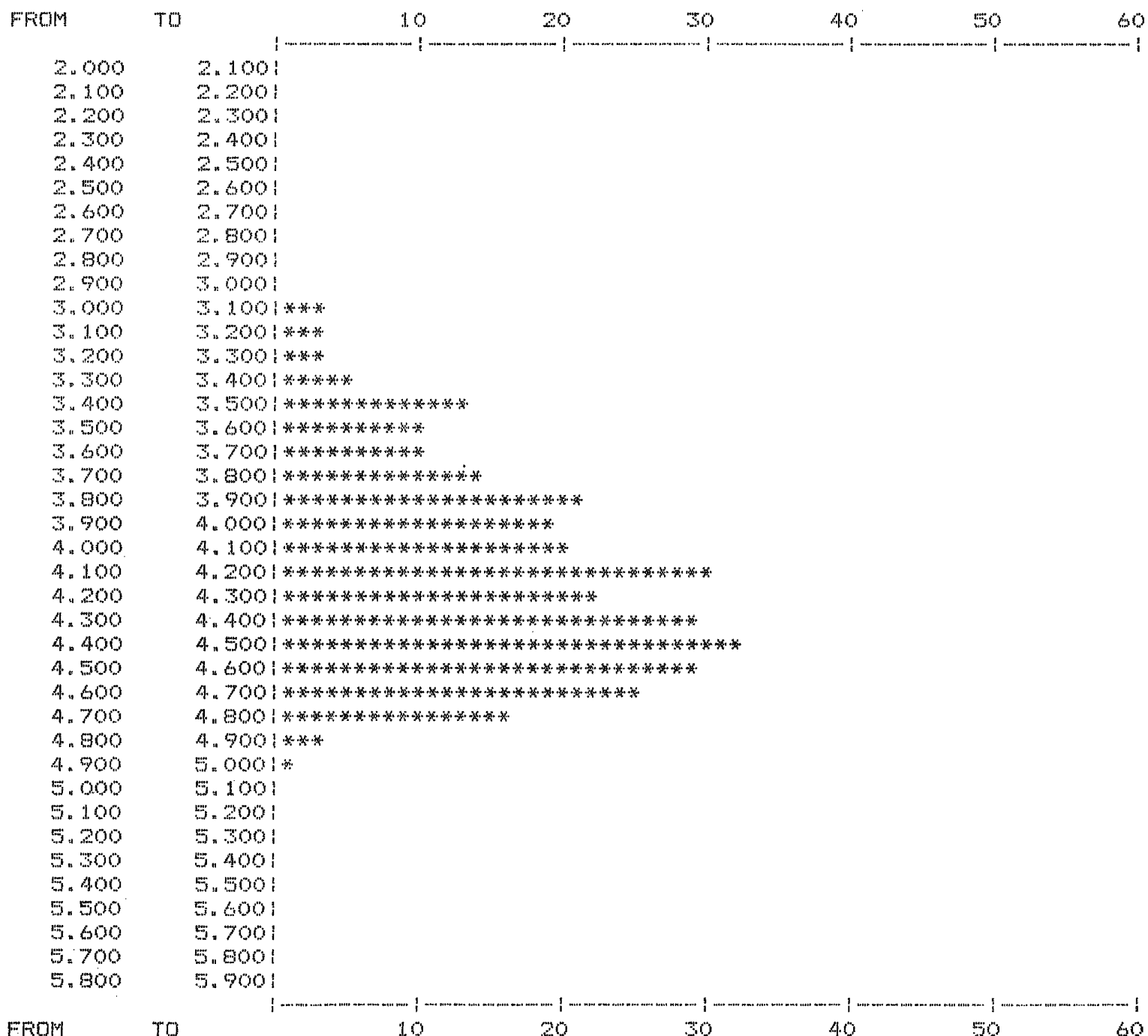
EXTRACTION DATA USED : SG COMPOSITES FOR 2EF

CLASSICAL STATISTICS :	UNGROUPED DATA	GROUPED DATA
TOTAL NO OF SAMPLES	308	
ARITHMETIC MEAN	4.16269	4.16104
STANDARD DEVIATION	.41397	.82281
VARIANCE	.17137	.67701
GEOMETRIC MEAN	4.14111	4.13945
NATURAL LOG MEAN	1.42096	1.42056
MID RANGE VALUE	3.96500	3.45000
COEFFICIENT OF VARIATION	.09945	.19774
MOMENT 1 ABOUT ARITHMETIC MEAN	.00000	.00000
MOMENT 2 ABOUT ARITHMETIC MEAN	.17137	.17144
MOMENT 3 ABOUT ARITHMETIC MEAN	-.03974	-.03863
MOMENT 4 ABOUT ARITHMETIC MEAN	.07558	.07570
MOMENT COEFFICIENT OF SKEWNESS	-.56013	-.54417
MOMENT COEFFICIENT OF KURTOSIS	2.57362	2.57556

CLASSICAL STATISTICS AND HISTOGRAMS

EXTRACTION DATA USED : SG COMPOSITES FOR 2EF

NORMAL HISTOGRAM



CLASSICAL STATISTICS AND HISTOGRAMS

EXTRACTION DATA USED : SG COMPOSITES FOR 2GE

all grades

DATA VALUES ENTERED

CLASS INTERVAL : .100
MINIMUM HISTOGRAM VALUE : 2.000
MAXIMUM HISTOGRAM VALUE : 6.000

MINIMUM POPULATION DATA POINT : 3.690
MAXIMUM POPULATION DATA POINT : 4.850
NO OF SAMPLES : 76

CLASSICAL STATISTICS AND HISTOGRAMS

EXTRACTION DATA USED : 56 COMPOSITES FOR 2GE

FREQUENCY DISTRIBUTIONS

CLASS INTERVAL		<--INCREMENTAL-->			-----INCREASING----->			<-----DECREASING----->		
FROM	TO	MEAN	FREQ	CUM FREQ	CUM MEAN	CUM PERCENT	CUM FREQ	CUM MEAN	CUM PERCENT	FREQ
2.000	2.100	.000	0	0	.000	.00	76	4.376	100.00	
2.100	2.200	.000	0	0	.000	.00	76	4.376	100.00	
2.200	2.300	.000	0	0	.000	.00	76	4.376	100.00	
2.300	2.400	.000	0	0	.000	.00	76	4.376	100.00	
2.400	2.500	.000	0	0	.000	.00	76	4.376	100.00	
2.500	2.600	.000	0	0	.000	.00	76	4.376	100.00	
2.600	2.700	.000	0	0	.000	.00	76	4.376	100.00	
2.700	2.800	.000	0	0	.000	.00	76	4.376	100.00	
2.800	2.900	.000	0	0	.000	.00	76	4.376	100.00	
2.900	3.000	.000	0	0	.000	.00	76	4.376	100.00	
3.000	3.100	.000	0	0	.000	.00	76	4.376	100.00	
3.100	3.200	.000	0	0	.000	.00	76	4.376	100.00	
3.200	3.300	.000	0	0	.000	.00	76	4.376	100.00	
3.300	3.400	.000	0	0	.000	.00	76	4.376	100.00	
3.400	3.500	.000	0	0	.000	.00	76	4.376	100.00	
3.500	3.600	.000	0	0	.000	.00	76	4.376	100.00	
3.600	3.700	3.690	1	1	3.690	1.32	76	4.376	100.00	
3.700	3.800	3.800	1	2	3.745	2.63	75	4.385	98.68	
3.800	3.900	3.837	4	6	3.807	7.89	74	4.393	97.37	
3.900	4.000	3.950	6	12	3.878	15.79	70	4.425	92.11	
4.000	4.100	4.058	5	17	3.931	22.37	64	4.469	84.21	
4.100	4.200	4.170	4	21	3.977	27.63	59	4.504	77.63	
4.200	4.300	4.259	7	28	4.047	36.84	55	4.528	72.37	
4.300	4.400	4.363	3	31	4.078	40.79	48	4.568	63.16	
4.400	4.500	4.443	15	46	4.197	60.53	45	4.581	59.21	
4.500	4.600	4.551	9	55	4.255	72.37	30	4.651	39.47	
4.600	4.700	4.653	13	68	4.331	89.47	21	4.693	27.63	
4.700	4.800	4.746	7	75	4.370	98.68	8	4.759	10.53	
4.800	4.900	4.850	1	76	4.376	100.00	1	4.850	1.32	
4.900	5.000	.000	0	76	4.376	100.00	0	.000	.00	
5.000	5.100	.000	0	76	4.376	100.00	0	.000	.00	
5.100	5.200	.000	0	76	4.376	100.00	0	.000	.00	
5.200	5.300	.000	0	76	4.376	100.00	0	.000	.00	
5.300	5.400	.000	0	76	4.376	100.00	0	.000	.00	
5.400	5.500	.000	0	76	4.376	100.00	0	.000	.00	
5.500	5.600	.000	0	76	4.376	100.00	0	.000	.00	
5.600	5.700	.000	0	76	4.376	100.00	0	.000	.00	
5.700	5.800	.000	0	76	4.376	100.00	0	.000	.00	
5.800	5.900	.000	0	76	4.376	100.00	0	.000	.00	

CLASSICAL STATISTICS AND HISTOGRAMS

EXTRACTION DATA USED : SG COMPOSITES FOR 26E

CLASSICAL STATISTICS :	UNGROUPED DATA	GROUPED DATA
TOTAL NO OF SAMPLES	76	
ARITHMETIC MEAN	4.37592	4.37368
STANDARD DEVIATION	.29014	1.06462
VARIANCE	.08418	1.13342
GEOMETRIC MEAN	4.36603	4.36362
NATURAL LOG MEAN	1.47385	1.47330
MID RANGE VALUE	4.27000	3.35000
COEFFICIENT OF VARIATION	.06630	.24342
MOMENT 1 ABOUT ARITHMETIC MEAN	.00000	.00000
MOMENT 2 ABOUT ARITHMETIC MEAN	.08418	.08549
MOMENT 3 ABOUT ARITHMETIC MEAN	-.01339	-.01406
MOMENT 4 ABOUT ARITHMETIC MEAN	.01597	.01662
MOMENT COEFFICIENT OF SKEWNESS	-.54816	-.56252
MOMENT COEFFICIENT OF KURTOSIS	2.25329	2.27402

CLASSICAL STATISTICS AND HISTOGRAMS

EXTRACTION DATA USED : 96 COMPOSITES FOR 26E

NORMAL HISTOGRAM

FROM	TO	5	10	15	20	25	30
2.000	2.100						
2.100	2.200						
2.200	2.300						
2.300	2.400						
2.400	2.500						
2.500	2.600						
2.600	2.700						
2.700	2.800						
2.800	2.900						
2.900	3.000						
3.000	3.100						
3.100	3.200						
3.200	3.300						
3.300	3.400						
3.400	3.500						
3.500	3.600						
3.600	3.700						**
3.700	3.800						**
3.800	3.900						*****
3.900	4.000						*****
4.000	4.100						*****
4.100	4.200						*****
4.200	4.300						*****
4.300	4.400						*****
4.400	4.500						*****
4.500	4.600						*****
4.600	4.700						*****
4.700	4.800						*****
4.800	4.900						**
4.900	5.000						
5.000	5.100						
5.100	5.200						
5.200	5.300						
5.300	5.400						
5.400	5.500						
5.500	5.600						
5.600	5.700						
5.700	5.800						
5.800	5.900						

CLASSICAL STATISTICS AND HISTOGRAMS

EXTRACTION DATA USED : SG COMPOSITES FOR 2HE

all grades

DATA VALUES ENTERED

CLASS INTERVAL	:	.100
MINIMUM HISTOGRAM VALUE	:	2.000
MAXIMUM HISTOGRAM VALUE	:	6.000
MINIMUM POPULATION DATA POINT	:	3.220
MAXIMUM POPULATION DATA POINT	:	4.830
NO OF SAMPLES	:	69

CLASSICAL STATISTICS AND HISTOGRAMS

EXTRACTION DATA USED : SG COMPOSITES FOR 2HE

FREQUENCY DISTRIBUTIONS

CLASS INTERVAL		<--INCREMENTAL--><-----INCREASING-----><-----DECREASING----->									
FROM	TO	MEAN	FREQ	CUM FREQ	CUM MEAN	CUM FREQ PERCENT	CUM FREQ	CUM MEAN	CUM FREQ PERCENT	CUM FREQ	CUM PERCENT
2.000	2.100	.000	0	0	.000	.00	69	4.087	100.00		
2.100	2.200	.000	0	0	.000	.00	69	4.087	100.00		
2.200	2.300	.000	0	0	.000	.00	69	4.087	100.00		
2.300	2.400	.000	0	0	.000	.00	69	4.087	100.00		
2.400	2.500	.000	0	0	.000	.00	69	4.087	100.00		
2.500	2.600	.000	0	0	.000	.00	69	4.087	100.00		
2.600	2.700	.000	0	0	.000	.00	69	4.087	100.00		
2.700	2.800	.000	0	0	.000	.00	69	4.087	100.00		
2.800	2.900	.000	0	0	.000	.00	69	4.087	100.00		
2.900	3.000	.000	0	0	.000	.00	69	4.087	100.00		
3.000	3.100	.000	0	0	.000	.00	69	4.087	100.00		
3.100	3.200	.000	0	0	.000	.00	69	4.087	100.00		
3.200	3.300	3.220	1	1	3.220	1.45	69	4.087	100.00		
3.300	3.400	3.350	2	3	3.307	4.35	68	4.100	98.55		
3.400	3.500	3.472	5	8	3.410	11.59	66	4.122	95.65		
3.500	3.600	3.555	2	10	3.439	14.49	61	4.176	88.41		
3.600	3.700	3.640	2	12	3.472	17.39	59	4.197	85.51		
3.700	3.800	3.725	6	18	3.557	26.09	57	4.216	82.61		
3.800	3.900	3.857	4	22	3.611	31.88	51	4.274	73.91		
3.900	4.000	3.973	7	29	3.699	42.03	47	4.310	68.12		
4.000	4.100	4.020	3	32	3.729	46.38	40	4.368	57.97		
4.100	4.200	4.158	6	38	3.797	55.07	37	4.397	53.62		
4.200	4.300	4.237	6	44	3.857	63.77	31	4.443	44.93		
4.300	4.400	4.353	7	51	3.925	73.91	25	4.492	36.23		
4.400	4.500	4.442	8	59	3.995	85.51	18	4.547	26.09		
4.500	4.600	4.555	4	63	4.030	91.30	10	4.630	14.49		
4.600	4.700	4.635	4	67	4.067	97.10	6	4.680	8.70		
4.700	4.800	4.710	1	68	4.076	98.55	2	4.770	2.90		
4.800	4.900	4.830	1	69	4.087	100.00	1	4.830	1.45		
4.900	5.000	.000	0	69	4.087	100.00	0	.000	.00		
5.000	5.100	.000	0	69	4.087	100.00	0	.000	.00		
5.100	5.200	.000	0	69	4.087	100.00	0	.000	.00		
5.200	5.300	.000	0	69	4.087	100.00	0	.000	.00		
5.300	5.400	.000	0	69	4.087	100.00	0	.000	.00		
5.400	5.500	.000	0	69	4.087	100.00	0	.000	.00		
5.500	5.600	.000	0	69	4.087	100.00	0	.000	.00		
5.600	5.700	.000	0	69	4.087	100.00	0	.000	.00		
5.700	5.800	.000	0	69	4.087	100.00	0	.000	.00		
5.800	5.900	.000	0	69	4.087	100.00	0	.000	.00		

CLASSICAL STATISTICS AND HISTOGRAMS

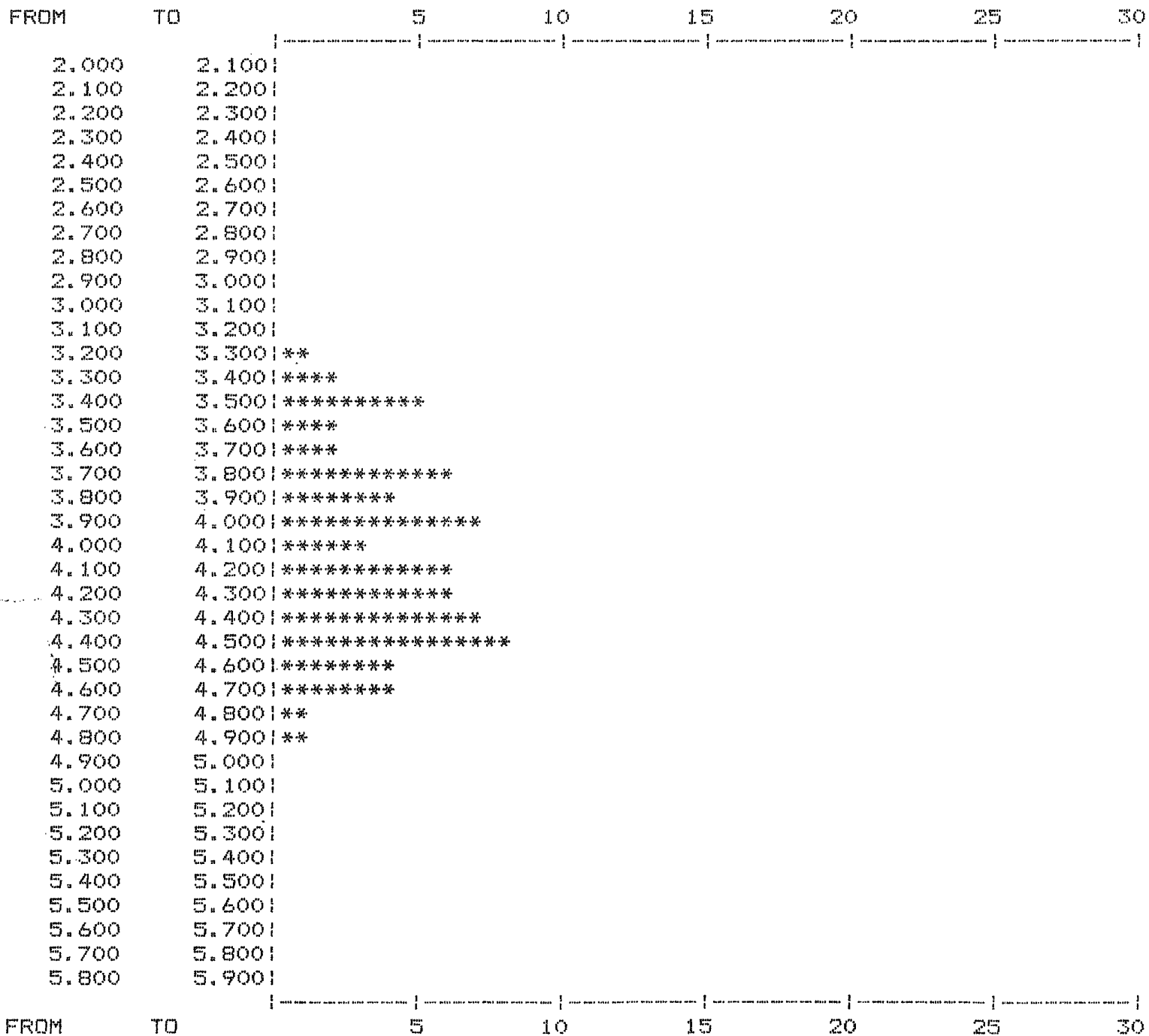
EXTRACTION DATA USED : SG COMPOSITES FOR 2HE

CLASSICAL STATISTICS :	UNGROUPED DATA	GROUPED DATA
TOTAL NO OF SAMPLES	69	
ARITHMETIC MEAN	4.08696	4.08913
STANDARD DEVIATION	.39063	.83735
VARIANCE	.15259	.70116
GEOMETRIC MEAN	4.06779	4.06971
NATURAL LOG MEAN	1.40310	1.40357
MID RANGE VALUE	4.02500	3.35000
COEFFICIENT OF VARIATION	.09558	.20478
MOMENT 1 ABOUT ARITHMETIC MEAN	.00000	.00000
MOMENT 2 ABOUT ARITHMETIC MEAN	.15259	.15485
MOMENT 3 ABOUT ARITHMETIC MEAN	-.01736	-.01654
MOMENT 4 ABOUT ARITHMETIC MEAN	.04981	.05130
MOMENT COEFFICIENT OF SKEWNESS	-.29129	-.27148
MOMENT COEFFICIENT OF KURTOSIS	2.13920	2.13962

CLASSICAL STATISTICS AND HISTOGRAMS

EXTRACTION DATA USED : 56 COMPOSITES FOR 2HE

NORMAL HISTOGRAM



CLASSICAL STATISTICS AND HISTOGRAMS

EXTRACTION DATA USED : REDUCED AND CONVERTED (TONNES/BCF) SG DATA FOR INTERPOLATION

DATA VALUES ENTERED

CLASS INTERVAL	:	.002
MINIMUM HISTOGRAM VALUE	:	.065
MAXIMUM HISTOGRAM VALUE	:	.150
MINIMUM POPULATION DATA POINT	:	.145
MAXIMUM POPULATION DATA POINT	:	.125
NO OF SAMPLES	:	1093

CLASSICAL STATISTICS AND HISTOGRAMS

EXTRACTION DATA USED : REDUCED AND CONVERTED (TONNES/BCF) SG DATA FOR INTERPOLATION

FREQUENCY DISTRIBUTIONS

CLASS INTERVAL		<--INCREMENTAL-->			-----INCREASING----->			<-----DECREASING----->		
FROM	TO	MEAN	FREQ	CUM FREQ	CUM MEAN	CUM PERCENT	FREQ	CUM MEAN	CUM PERCENT	
.065	.067	.000	0	0	.000	.00	1093	.096	100.00	
.067	.069	.000	0	0	.000	.00	1093	.096	100.00	
.069	.071	.070	5	5	.070	.46	1093	.096	100.00	
.071	.073	.072	9	14	.072	1.28	1088	.096	99.54	
.073	.075	.074	33	47	.073	4.30	1079	.097	98.72	
.075	.077	.076	48	95	.075	8.69	1046	.097	95.70	
.077	.079	.078	45	140	.076	12.81	998	.098	91.31	
.079	.081	.080	59	199	.077	18.21	953	.099	87.19	
.081	.083	.082	51	250	.078	22.87	894	.101	81.79	
.083	.085	.084	46	296	.079	27.08	843	.102	77.13	
.085	.087	.086	47	343	.080	31.38	797	.103	72.92	
.087	.089	.088	53	396	.081	36.23	750	.104	68.62	
.089	.091	.090	47	443	.082	40.53	697	.105	63.77	
.091	.093	.092	37	480	.083	43.92	650	.106	59.47	
.093	.095	.094	42	522	.084	47.76	613	.107	56.08	
.095	.097	.096	36	558	.084	51.05	571	.108	52.24	
.097	.099	.098	51	609	.086	55.72	535	.109	48.95	
.099	.101	.100	54	663	.087	60.66	484	.110	44.28	
.101	.103	.102	49	712	.088	65.14	430	.111	39.34	
.103	.105	.104	42	754	.089	68.98	381	.112	34.86	
.105	.107	.106	47	801	.090	73.28	339	.113	31.02	
.107	.109	.108	47	848	.091	77.58	292	.114	26.72	
.109	.111	.110	35	883	.091	80.79	245	.115	22.42	
.111	.113	.112	52	935	.093	85.54	210	.116	19.21	
.113	.115	.114	41	976	.094	89.30	158	.117	14.46	
.115	.117	.116	36	1012	.094	92.59	117	.119	10.70	
.117	.119	.118	31	1043	.095	95.43	81	.120	7.41	
.119	.121	.120	32	1075	.096	98.35	50	.121	4.57	
.121	.123	.122	13	1088	.096	99.54	18	.122	1.65	
.123	.125	.124	5	1093	.096	100.00	5	.124	.46	
.125	.127	.000	0	1093	.096	100.00	0	.000	.00	
.127	.129	.000	0	1093	.096	100.00	0	.000	.00	
.129	.131	.000	0	1093	.096	100.00	0	.000	.00	
.131	.133	.000	0	1093	.096	100.00	0	.000	.00	

.135	.137	.000	0	1093	.096	100.00	0	.000	.00
.137	.139	.000	0	1093	.096	100.00	0	.000	.00
.139	.141	.000	0	1093	.096	100.00	0	.000	.00
.141	.143	.000	0	1093	.096	100.00	0	.000	.00
.143	.145	.000	0	1093	.096	100.00	0	.000	.00

CLASSICAL STATISTICS AND HISTOGRAMS

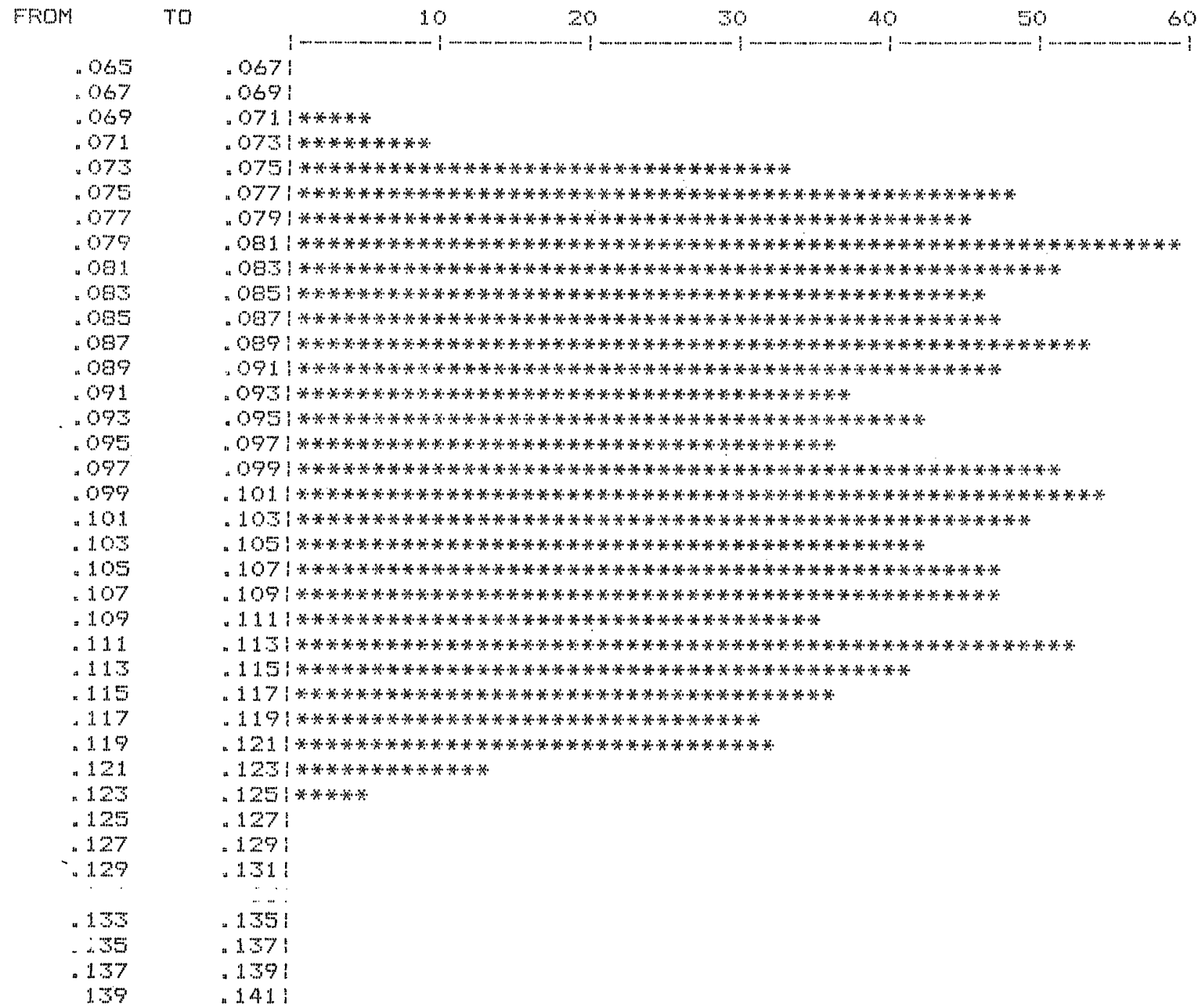
EXTRACTION DATA USED : REDUCED AND CONVERTED (TONNES/BCF) SG DATA FOR INTERPOLATION

CLASSICAL STATISTICS :	UNGROUPED DATA	GROUPED DATA
TOTAL NO OF SAMPLES	1093	
ARITHMETIC MEAN	.09622	.09621
STANDARD DEVIATION	.01390	.01409
VARIANCE	.00019	.00020
GEOMETRIC MEAN	.09521	.09520
NATURAL LOG MEAN	-2.35165	-2.35180
MID RANGE VALUE	.09755	.09400
COEFFICIENT OF VARIATION	.14448	.14641
MOMENT 1 ABOUT ARITHMETIC MEAN	.00000	.00000
MOMENT 2 ABOUT ARITHMETIC MEAN	.00019	.00019
MOMENT 3 ABOUT ARITHMETIC MEAN	.00000	.00000
MOMENT 4 ABOUT ARITHMETIC MEAN	.00000	.00000
MOMENT COEFFICIENT OF SKEWNESS	.07320	.07451
MOMENT COEFFICIENT OF KURTOSIS	1.85294	1.85919

CLASSICAL STATISTICS AND HISTOGRAMS

EXTRACTION DATA USED : REDUCED AND CONVERTED (TONNES/BOF) SG DATA FOR INTERPOLATION

NORMAL HISTOGRAM



.141 .145
.143 .145

FROM TO

10 20 30 40 50 60

FREQUENCY 1.0000 UNITS PER STAR

TWO DIMENSIONAL VARIOGRAM

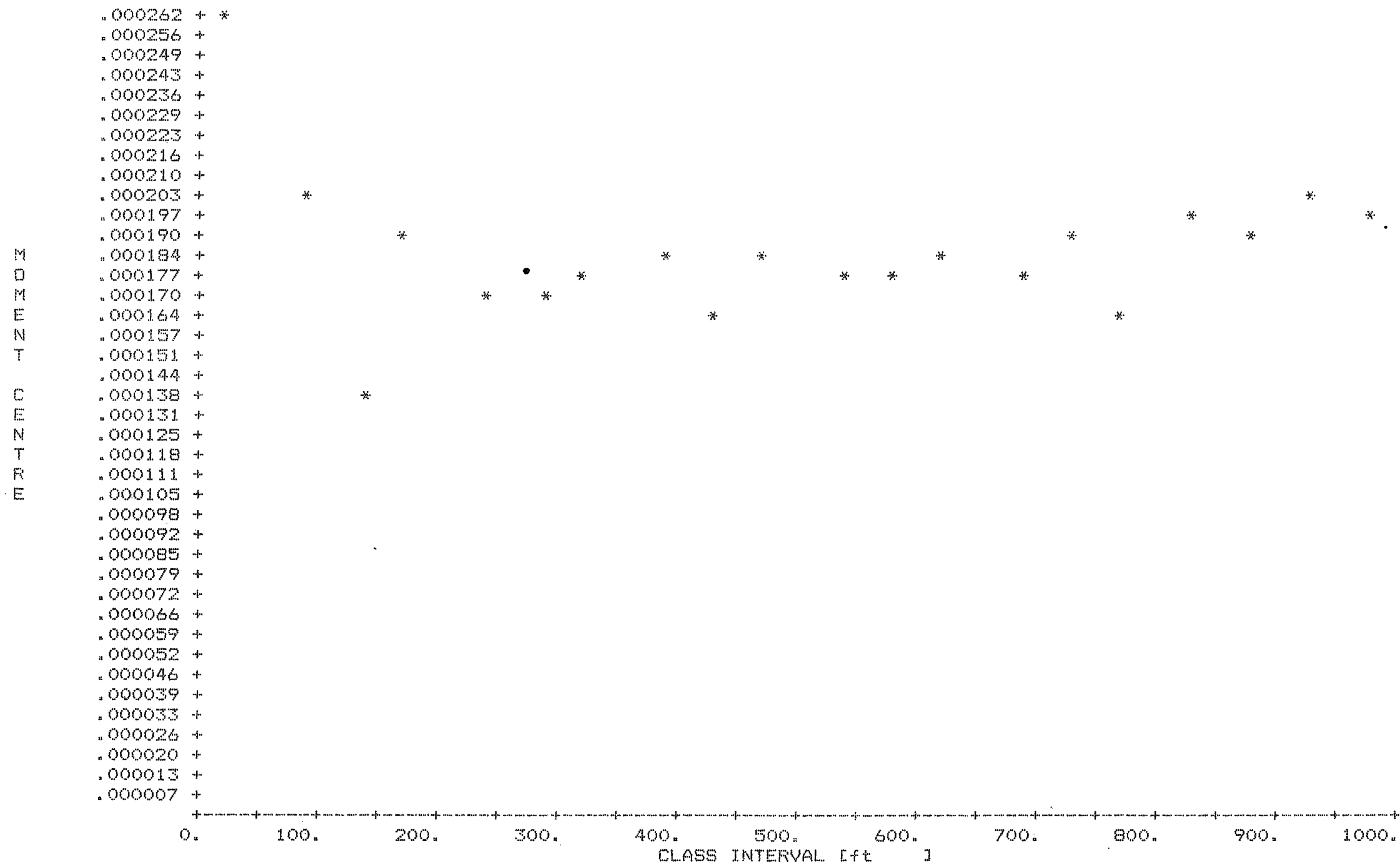
EXTRACTION DATA USED :

DIRECTION : .00 [DEGREES]
 ANGLE OF SPREAD : 15.00 [DEGREES]
 CLASS INTERVAL : 50.00 [ft]
 MAXIMUM DISTANCE : 1000.00 [ft]
 OFFSET : .00 [ft]
 TOP ELEVATION : 4200.00 [ft]
 BOTTOM ELEVATION : 3000.00 [ft]
 TRANSFORMATION OF DATA : NONE
 NORMALIZATION OF DATA : NONE
 MEAN : .096055
 VARIANCE : .000210
 STANDARD DEVIATION : .014493
 NUMBER OF SAMPLES : 1093

CLASS	CLASS INTERVAL FROM TO [ft] [ft]	NO OF SAMPLES	DRIFT	GAMMA [H]	MOMENT CENTRE	AVERAGE DISTANCE [ft]
1	.00 50.00	134	.000365	.000214	.000262	11.65
2	50.00 100.00	88	.003907	.000200	.000201	81.02
3	100.00 150.00	2893	-.005772	.000134	.000132	131.73
4	150.00 200.00	2032	-.007229	.000186	.000187	167.48
5	200.00 250.00	869	-.003474	.000167	.000166	235.97
6	250.00 300.00	4556	-.006692	.000164	.000165	280.41
7	300.00 350.00	1626	-.006917	.000176	.000175	317.59
8	350.00 400.00	1863	-.006674	.000177	.000177	383.81
9	400.00 450.00	4580	-.006258	.000163	.000163	426.89
10	450.00 500.00	3230	-.007284	.000182	.000181	467.76
11	500.00 550.00	3146	-.006221	.000176	.000177	534.23
12	550.00 600.00	7447	-.005831	.000176	.000176	578.03
13	600.00 650.00	2437	-.006701	.000180	.000180	614.67
14	650.00 700.00	4517	-.005135	.000171	.000171	684.28
15	700.00 750.00	6817	-.007728	.000187	.000186	726.64
16	750.00 800.00	2430	-.008049	.000162	.000162	767.90
17	800.00 850.00	5414	-.005967	.000194	.000194	825.32
18	850.00 900.00	6480	-.007285	.000184	.000184	874.30
19	900.00 950.00	1787	-.007732	.000199	.000199	923.96
20	950.00 1000.00	6966	-.006669	.000192	.000192	976.48

TWO DIMENSIONAL VARIOGRAM

EXTRACTION DATA USED :



THE SYMBOL "#" INDICATES LESS THAN 30 SAMPLES IN THAT CLASS

TWO DIMENSIONAL VARIOGRAM

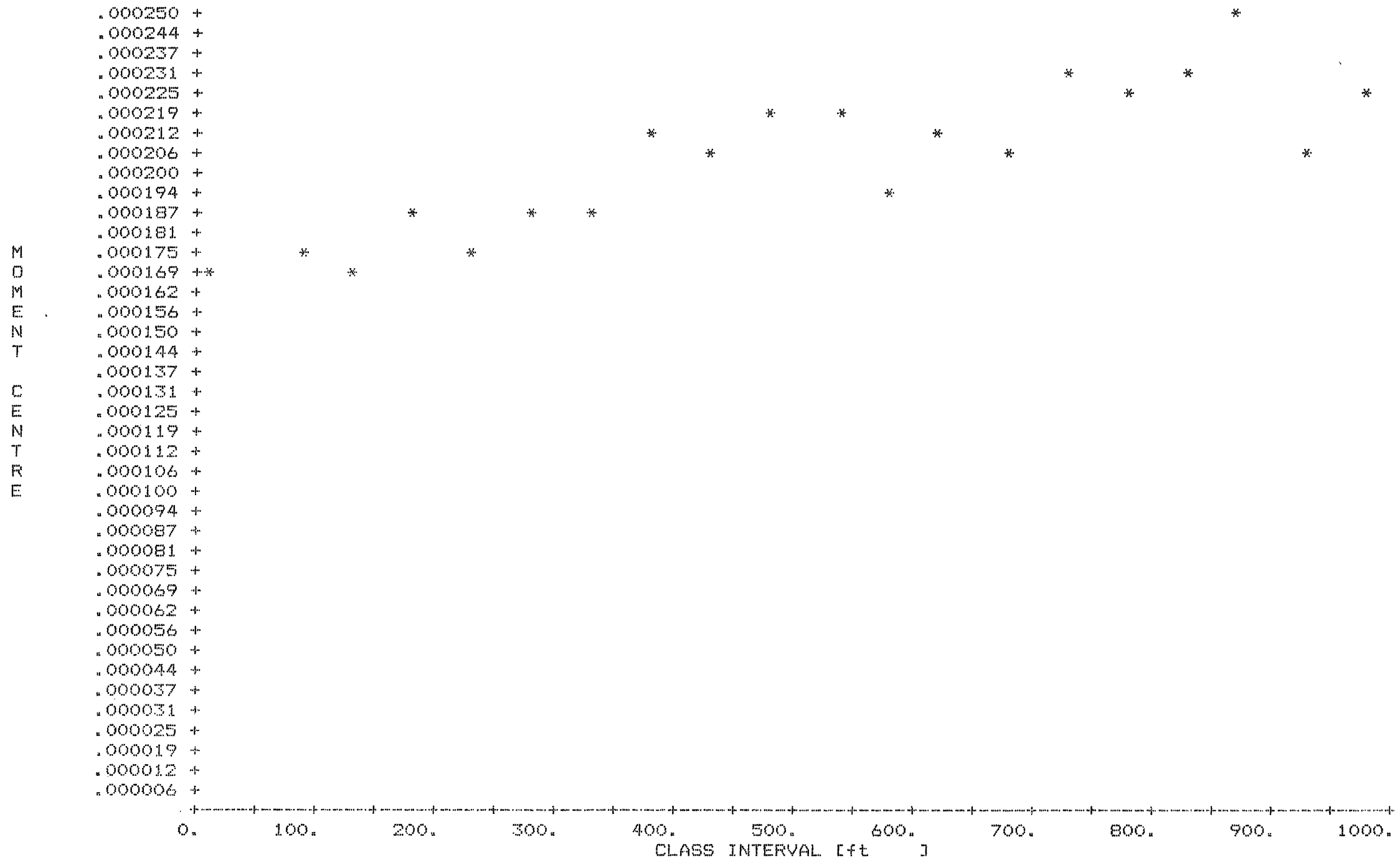
EXTRACTION DATA USED :

DIRECTION : 90.00 [DEGREES]
 ANGLE OF SPREAD : 15.00 [DEGREES]
 CLASS INTERVAL : 50.00 [ft]
 MAXIMUM DISTANCE : 1000.00 [ft]
 OFFSET : .00 [ft]
 TOP ELEVATION : 4500.00 [ft]
 BOTTOM ELEVATION : 3000.00 [ft]
 TRANSFORMATION OF DATA : NONE
 NORMALIZATION OF DATA : NONE
 MEAN : .096224
 VARIANCE : .000193
 STANDARD DEVIATION : .013908
 NUMBER OF SAMPLES : 1093

CLASS	CLASS INTERVAL FROM TO [ft] [ft]	NO OF SAMPLES	DRIFT	GAMMA [H]	MOMENT CENTRE	AVERAGE DISTANCE [ft]
1	.00 50.00	1811	-.002123	.000148	.000168	6.32
2	50.00 100.00	1476	-.010358	.000171	.000173	85.11
3	100.00 150.00	3602	-.006905	.000164	.000164	125.08
4	150.00 200.00	2060	-.007177	.000185	.000184	175.27
5	200.00 250.00	1906	-.006002	.000172	.000172	226.53
6	250.00 300.00	3724	-.008532	.000187	.000187	276.35
7	300.00 350.00	1940	-.006137	.000185	.000186	322.05
8	350.00 400.00	2391	-.007722	.000212	.000212	377.05
9	400.00 450.00	3639	-.007095	.000201	.000202	423.54
10	450.00 500.00	2403	-.001902	.000214	.000215	473.68
11	500.00 550.00	3135	-.008787	.000215	.000215	530.00
12	550.00 600.00	4728	-.004211	.000190	.000190	573.15
13	600.00 650.00	1924	-.002980	.000209	.000209	619.54
14	650.00 700.00	3602	-.007582	.000205	.000205	676.01
15	700.00 750.00	3934	-.003750	.000225	.000226	723.44
16	750.00 800.00	1521	-.005009	.000220	.000220	770.78
17	800.00 850.00	2906	-.006586	.000228	.000228	828.13
18	850.00 900.00	2261	-.002560	.000249	.000250	867.47
19	900.00 950.00	1662	-.007417	.000202	.000202	926.56
20	950.00 1000.00	2155	-.005316	.000223	.000224	977.46

TWO DIMENSIONAL VARIOGRAM

EXTRACTION DATA USED :



THE SYMBOL "*" INDICATES LESS THAN 30 SAMPLES IN THAT CLASS

CLASSICAL STATISTICS AND HISTOGRAMS

EXTRACTION DATA USED : all assays

SG For all rocks

DATA VALUES ENTERED

```

-----
CLASS INTERVAL           :      .100
MINIMUM HISTOGRAM VALUE :      2.000
MAXIMUM HISTOGRAM VALUE :      6.000

MINIMUM POPULATION DATA POINT :    -1.000
MAXIMUM POPULATION DATA POINT :      5.000
NO OF SAMPLES           :      3656
  
```

```

-----
PC-MINE VERSION 1.10      CURRAGH RESOURCES      21/ 8/1986      SERIAL NO: 20320      BY STEFFEN ROBERTSON AND KIRSTEN (BC) INC
Orebody Modelling and Pit Evaluation System
Faro 8608 Geological Model
Module : 2.08
Page :      2
  
```

CLASSICAL STATISTICS AND HISTOGRAMS

EXTRACTION DATA USED : all assays

FREQUENCY DISTRIBUTIONS

```

-----
<--INCREMENTAL--><-----INCREASING-----><-----DECREASING----->
CLASS INTERVAL  MEAN  FREQ  CUM  CUM  CUM FREQ  CUM  CUM  CUM FREQ
  
```

FROM	TO		FREQ	MEAN	PERCENT	FREQ	MEAN	PERCENT
2.000	2.100	.000	0	0	.000	.00	3656	3.776 100.00
2.100	2.200	.000	0	0	.000	.00	3656	3.776 100.00
2.200	2.300	.000	0	0	.000	.00	3656	3.776 100.00
2.300	2.400	.000	0	0	.000	.00	3656	3.776 100.00
2.400	2.500	2.430	3	3	2.430	.08	3656	3.776 100.00
2.500	2.600	2.579	14	17	2.552	.46	3653	3.778 99.92
2.600	2.700	2.663	53	70	2.636	1.91	3639	3.782 99.54
2.700	2.800	2.757	203	273	2.726	7.47	3586	3.799 98.09
2.800	2.900	2.853	187	460	2.778	12.58	3383	3.861 92.53
2.900	3.000	2.950	310	770	2.847	21.06	3196	3.920 87.42
3.000	3.100	3.051	185	955	2.887	26.12	2886	4.024 78.94
3.100	3.200	3.150	112	1067	2.914	29.18	2701	4.091 73.88
3.200	3.300	3.249	161	1228	2.958	33.59	2589	4.132 70.82
3.300	3.400	3.351	131	1359	2.996	37.17	2428	4.190 66.41
3.400	3.500	3.453	138	1497	3.038	40.95	2297	4.238 62.83
3.500	3.600	3.555	122	1619	3.077	44.28	2159	4.288 59.05
3.600	3.700	3.650	90	1709	3.107	46.75	2037	4.332 55.72
3.700	3.800	3.749	126	1835	3.151	50.19	1947	4.364 53.25
3.800	3.900	3.853	99	1934	3.187	52.90	1821	4.406 49.81
3.900	4.000	3.949	150	2084	3.242	57.00	1722	4.438 47.10
4.000	4.100	4.059	146	2230	3.296	61.00	1572	4.485 43.00
4.100	4.200	4.158	140	2370	3.347	64.82	1426	4.528 39.00
4.200	4.300	4.253	139	2509	3.397	68.63	1286	4.569 35.18
4.300	4.400	4.340	189	2698	3.463	73.80	1147	4.607 31.37
4.400	4.500	4.451	203	2901	3.532	79.35	958	4.660 26.20
4.500	4.600	4.555	195	3096	3.596	84.68	755	4.716 20.65
4.600	4.700	4.650	206	3302	3.662	90.32	560	4.772 15.32
4.700	4.800	4.746	142	3444	3.707	94.20	354	4.842 9.68
4.800	4.900	4.842	108	3552	3.741	97.16	212	4.906 5.80
4.900	5.000	4.974	104	3656	3.776	100.00	104	4.974 2.84
5.000	5.100	.000	0	3656	3.776	100.00	0	.000 .00
5.100	5.200	.000	0	3656	3.776	100.00	0	.000 .00
5.200	5.300	.000	0	3656	3.776	100.00	0	.000 .00
5.300	5.400	.000	0	3656	3.776	100.00	0	.000 .00
5.400	5.500	.000	0	3656	3.776	100.00	0	.000 .00
5.500	5.600	.000	0	3656	3.776	100.00	0	.000 .00
5.600	5.700	.000	0	3656	3.776	100.00	0	.000 .00
5.700	5.800	.000	0	3656	3.776	100.00	0	.000 .00
5.800	5.900	.000	0	3656	3.776	100.00	0	.000 .00

CLASSICAL STATISTICS AND HISTOGRAMS

EXTRACTION DATA USED : all assays

CLASSICAL STATISTICS : UNGROUPED DATA GROUPED DATA

		UNGROUPED DATA	GROUPED DATA
TOTAL NO OF SAMPLES		3656	
ARITHMETIC MEAN		3.77441	3.77434

STANDARD DEVIATION	.70356	.77466
VARIANCE	.49499	.60009
GEOMETRIC MEAN	3.70963	3.70749
NATURAL LOG MEAN	1.31093	1.31036
MID RANGE VALUE	3.70500	3.45000
COEFFICIENT OF VARIATION	.18630	.20524
MOMENT 1 ABOUT ARITHMETIC MEAN	.00000	.00000
MOMENT 2 ABOUT ARITHMETIC MEAN	.49499	.49489
MOMENT 3 ABOUT ARITHMETIC MEAN	.00331	.00137
MOMENT 4 ABOUT ARITHMETIC MEAN	.39885	.39725
MOMENT COEFFICIENT OF SKEWNESS	.00950	.00393
MOMENT COEFFICIENT OF KURTOSIS	1.62785	1.62197

PC-MINE VERSION 1.10 CURRAGH RESOURCES 21/ 8/1986 SERIAL NO: 20320 BY STEFFEN ROBERTSON AND KIRSTEN (BC) INC
 Orebody Modelling and Pit Evaluation System Module : 2.08
 Faro 8608 Geological Model Page : 4

CLASSICAL STATISTICS AND HISTOGRAMS

EXTRACTION DATA USED : all assays

NORMAL HISTOGRAM

FROM	TO	52	103	155	207	258	310
----- ----- ----- ----- -----							
2000 2000							

2.100	2.200
2.200	2.300
2.300	2.400
2.400	2.500 *
2.500	2.600 ***
2.600	2.700 *****
2.700	2.800 *****
2.800	2.900 *****
2.900	3.000 *****
3.000	3.100 *****
3.100	3.200 *****
3.200	3.300 *****
3.300	3.400 *****
3.400	3.500 *****
3.500	3.600 *****
3.600	3.700 *****
3.700	3.800 *****
3.800	3.900 *****
3.900	4.000 *****
4.000	4.100 *****
4.100	4.200 *****
4.200	4.300 *****
4.300	4.400 *****
4.400	4.500 *****
4.500	4.600 *****
4.600	4.700 *****
4.700	4.800 *****
4.800	4.900 *****
4.900	5.000 *****
5.000	5.100
5.100	5.200
5.200	5.300
5.300	5.400
5.400	5.500
5.500	5.600
5.600	5.700
5.700	5.800
5.800	5.900

FROM	TO	----- ----- ----- ----- -----
		52 103 155 207 258 310

CLASSICAL STATISTICS AND HISTOGRAMS

EXTRACTION DATA USED : BOREHOLE ZN ASSAYS FOR 2A

DATA VALUES ENTERED

CLASS INTERVAL : 1.333
MINIMUM HISTOGRAM VALUE : .000
MAXIMUM HISTOGRAM VALUE : 20.000

MINIMUM POPULATION DATA POINT : -1.000
MAXIMUM POPULATION DATA POINT : 14.000
NO OF SAMPLES : 748

*Statistics on borehole assay
values by rock type.*

CLASSICAL STATISTICS AND HISTOGRAMS

EXTRACTION DATA USED : BOREHOLE ZN ASSAYS FOR 2A

FREQUENCY DISTRIBUTIONS

CLASS INTERVAL		<--INCREMENTAL--><-----INCREASING-----><-----DECREASING----->								
FROM	TO	MEAN	FREQ	CUM FREQ	CUM MEAN	CUM FREQ PERCENT	FREQ	CUM MEAN	CUM PERCENT	FREQ
.000	1.333	.701	199	199	.701	26.60	748	3.130	100.00	
1.333	2.667	1.969	206	405	1.346	54.14	549	4.011	73.40	
2.667	4.000	3.264	153	558	1.872	74.60	343	5.237	45.86	
4.000	5.333	4.586	80	638	2.212	85.29	190	6.825	25.40	
5.333	6.667	5.880	41	679	2.434	90.78	110	8.454	14.71	
6.667	8.000	7.244	26	705	2.611	94.25	69	9.984	9.22	
8.000	9.333	8.640	11	716	2.704	95.72	43	11.641	5.75	
9.333	10.667	10.000	6	722	2.764	96.52	32	12.673	4.28	
10.667	12.000	11.272	5	727	2.823	97.19	26	13.290	3.48	
12.000	13.333	12.760	3	730	2.864	97.59	21	13.770	2.81	
13.333	14.667	13.939	18	748	3.130	100.00	18	13.939	2.41	
14.667	16.000	.000	0	748	3.130	100.00	0	.000	.00	
16.000	17.333	.000	0	748	3.130	100.00	0	.000	.00	
17.333	18.667	.000	0	748	3.130	100.00	0	.000	.00	

CLASSICAL STATISTICS AND HISTOGRAMS

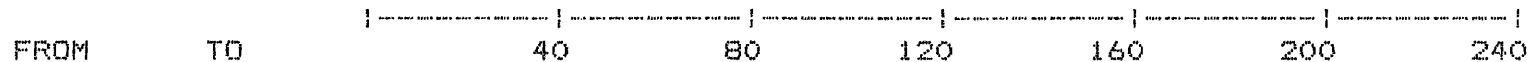
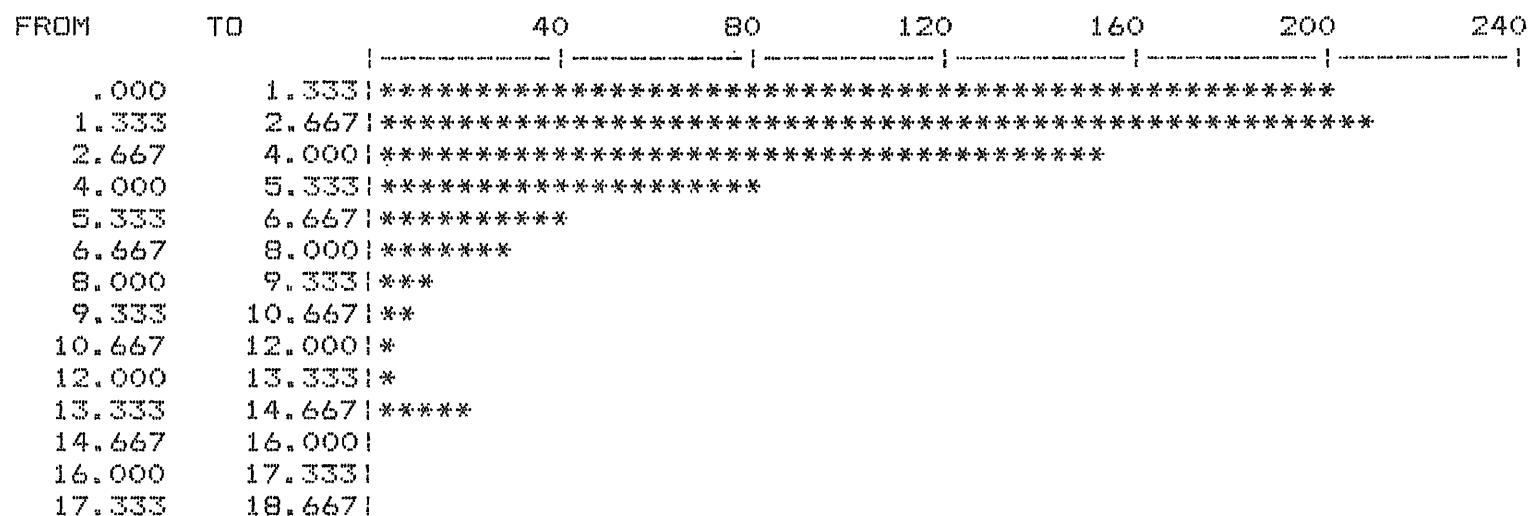
EXTRACTION DATA USED : BOREHOLE ZN ASSAYS FOR 2A

CLASSICAL STATISTICS :	UNGROUPED DATA	GROUPED DATA
TOTAL NO OF SAMPLES	748	
ARITHMETIC MEAN	3.13008	3.16399
STANDARD DEVIATION	2.78684	3.97766
VARIANCE	7.76647	15.82175
GEOMETRIC MEAN	1.94759	2.22923
NATURAL LOG MEAN	.66660	.80166
MID RANGE VALUE	7.00000	6.00000
COEFFICIENT OF VARIATION	.89034	1.25716
MOMENT 1 ABOUT ARITHMETIC MEAN	.00000	.00000
MOMENT 2 ABOUT ARITHMETIC MEAN	7.76647	7.77881
MOMENT 3 ABOUT ARITHMETIC MEAN	42.10437	42.27237
MOMENT 4 ABOUT ARITHMETIC MEAN	451.71100	450.70350
MOMENT COEFFICIENT OF SKEWNESS	1.94532	1.94844
MOMENT COEFFICIENT OF KURTOSIS	7.48882	7.44843

CLASSICAL STATISTICS AND HISTOGRAMS

EXTRACTION DATA USED : BOREHOLE ZN ASSAYS FOR 2A

NORMAL HISTOGRAM



FREQUENCY 4.0000 UNITS PER STAR

CLASSICAL STATISTICS AND HISTOGRAMS

EXTRACTION DATA USED : BOREHOLE ZN ASSAYS FOR 2BCD

DATA VALUES ENTERED

CLASS INTERVAL : 1.000
MINIMUM HISTOGRAM VALUE : .000
MAXIMUM HISTOGRAM VALUE : 15.000

MINIMUM POPULATION DATA POINT : -1.000
MAXIMUM POPULATION DATA POINT : 14.000
NO OF SAMPLES : 604

CLASSICAL STATISTICS AND HISTOGRAMS

EXTRACTION DATA USED : BOREHOLE ZN ASSAYS FOR 2BCD

FREQUENCY DISTRIBUTIONS

CLASS INTERVAL		<--INCREMENTAL-->			-----INCREASING----->			<-----DECREASING----->		
FROM	TO	MEAN	FREQ	CUM FREQ	CUM MEAN	CUM PERCENT	CUM FREQ	CUM MEAN	CUM PERCENT	
.000	1.000	.329	126	126	.329	20.86	604	3.926	100.00	
1.000	2.000	1.512	90	216	.822	35.76	478	4.874	79.14	
2.000	3.000	2.495	79	295	1.270	48.84	388	5.654	64.24	
3.000	4.000	3.484	58	353	1.634	58.44	309	6.462	51.16	
4.000	5.000	4.470	63	416	2.063	68.87	251	7.150	41.56	
5.000	6.000	5.402	47	463	2.402	76.66	188	8.048	31.13	
6.000	7.000	6.523	36	499	2.699	82.62	141	8.930	23.34	
7.000	8.000	7.526	26	525	2.938	86.92	105	9.756	17.38	
8.000	9.000	8.506	25	550	3.192	91.06	79	10.489	13.08	
9.000	10.000	9.572	19	569	3.405	94.21	54	11.408	8.94	
10.000	11.000	10.514	12	581	3.551	96.19	35	12.404	5.79	
11.000	12.000	11.370	3	584	3.592	96.69	23	13.390	3.81	
12.000	13.000	12.610	3	587	3.638	97.19	20	13.693	3.31	
13.000	14.000	13.507	4	591	3.704	97.85	17	13.884	2.81	
14.000	15.000	14.000	13	604	3.926	100.00	13	14.000	2.15	

CLASSICAL STATISTICS AND HISTOGRAMS


EXTRACTION DATA USED : BOREHOLE ZN ASSAYS FOR 2BCD

CLASSICAL STATISTICS :	UNGROUPED DATA	GROUPED DATA
TOTAL NO OF SAMPLES	604	
ARITHMETIC MEAN	3.92607	3.97848
STANDARD DEVIATION	3.35758	4.18350
VARIANCE	11.27331	17.50166
GEOMETRIC MEAN	1.93209	2.58411
NATURAL LOG MEAN	.65860	.94938
MID RANGE VALUE	7.00000	6.50000
COEFFICIENT OF VARIATION	.85520	1.05153
MOMENT 1 ABOUT ARITHMETIC MEAN	.00000	.00000
MOMENT 2 ABOUT ARITHMETIC MEAN	11.27333	11.14358
MOMENT 3 ABOUT ARITHMETIC MEAN	39.53109	42.24729
MOMENT 4 ABOUT ARITHMETIC MEAN	463.59300	489.00980
MOMENT COEFFICIENT OF SKEWNESS	1.04438	1.13570
MOMENT COEFFICIENT OF KURTOSIS	3.64781	3.93793

CLASSICAL STATISTICS AND HISTOGRAMS

EXTRACTION DATA USED : BOREHOLE ZN ASSAYS FOR 2BCD

NORMAL HISTOGRAM



FROM TO 25 50 75 100 125 150
FREQUENCY 2.5000 UNITS PER STAR

CLASSICAL STATISTICS AND HISTOGRAMS

EXTRACTION DATA USED : BOREHOLE ASSAYS ZN FOR 2CE

DATA VALUES ENTERED

CLASS INTERVAL : 1.000
MINIMUM HISTOGRAM VALUE : .000
MAXIMUM HISTOGRAM VALUE : 15.000

MINIMUM POPULATION DATA POINT : -1.000
MAXIMUM POPULATION DATA POINT : 14.000
NO OF SAMPLES : 628

CLASSICAL STATISTICS AND HISTOGRAMS

EXTRACTION DATA USED : BOREHOLE ASSAYS ZN FOR 2CE

FREQUENCY DISTRIBUTIONS

CLASS INTERVAL		<--INCREMENTAL-->			-----INCREASING-----			>-----DECREASING----->		
FROM	TO	MEAN	FREQ	CUM FREQ	CUM MEAN	CUM PERCENT	CUM FREQ	CUM MEAN	CUM PERCENT	FREQ
.000	1.000	.470	145	145	.470	23.09	628	3.360	100.00	
1.000	2.000	1.462	144	289	.965	46.02	483	4.227	76.91	
2.000	3.000	2.465	94	383	1.333	60.99	339	5.402	53.98	
3.000	4.000	3.449	54	437	1.594	69.59	245	6.528	39.01	
4.000	5.000	4.576	48	485	1.889	77.23	191	7.399	30.41	
5.000	6.000	5.566	34	519	2.130	82.64	143	8.347	22.77	
6.000	7.000	6.501	21	540	2.300	85.99	109	9.214	17.36	
7.000	8.000	7.482	19	559	2.476	89.01	88	9.861	14.01	
8.000	9.000	8.413	17	576	2.652	91.72	69	10.517	10.99	
9.000	10.000	9.481	16	592	2.836	94.27	52	11.204	8.28	
10.000	11.000	10.277	11	603	2.972	96.02	36	11.970	5.73	
11.000	12.000	11.270	6	609	3.054	96.97	25	12.715	3.98	
12.000	13.000	12.315	8	617	3.174	98.25	19	13.171	3.03	
13.000	14.000	13.546	5	622	3.257	99.04	11	13.794	1.75	
14.000	15.000	14.000	6	628	3.360	100.00	6	14.000	.96	

CLASSICAL STATISTICS AND HISTOGRAMS

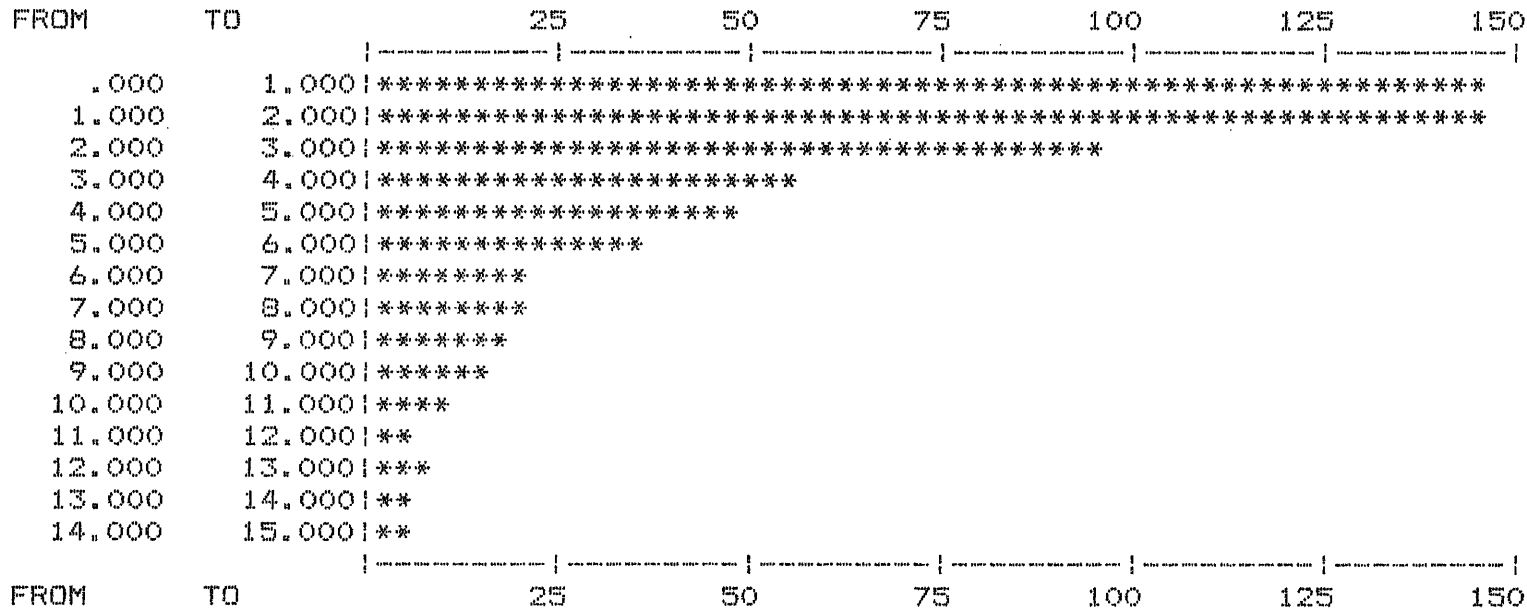
EXTRACTION DATA USED : BOREHOLE ASSAYS ZN FOR 2CE

CLASSICAL STATISTICS :	UNGROUPED DATA	GROUPED DATA
TOTAL NO OF SAMPLES	628	
ARITHMETIC MEAN	3.35982	3.39172
STANDARD DEVIATION	3.19139	4.46323
VARIANCE	10.18498	19.92038
GEOMETRIC MEAN	1.85966	2.15302
NATURAL LOG MEAN	.62039	.76687
MID RANGE VALUE	7.00000	6.50000
COEFFICIENT OF VARIATION	.94987	1.31592
MOMENT 1 ABOUT ARITHMETIC MEAN	.00000	.00000
MOMENT 2 ABOUT ARITHMETIC MEAN	10.18498	10.25898
MOMENT 3 ABOUT ARITHMETIC MEAN	45.50249	48.21597
MOMENT 4 ABOUT ARITHMETIC MEAN	457.44830	488.28570
MOMENT COEFFICIENT OF SKEWNESS	1.39989	1.46735
MOMENT COEFFICIENT OF KURTOSIS	4.40983	4.63944

CLASSICAL STATISTICS AND HISTOGRAMS

EXTRACTION DATA USED : BOREHOLE ASSAYS ZN FOR 2CE

NORMAL HISTOGRAM



FREQUENCY 2.5000 UNITS PER STAR

TYPE C:EXTR2EZN
 File not found

D>TYPE C:EXTR2EZN.BAT

1
 BOREHOLE ZN ASSAYS FOR 2EF
 2
 1
 N
 1
 169
 N
 N
 1
 3
 N
 Y
 5
 -99
 N
 N
 N
 N

CLASSICAL STATISTICS AND HISTOGRAMS

EXTRACTION DATA USED : BOREHOLE AG ASSAYS FOR 2A

DATA VALUES ENTERED

CLASS INTERVAL : 10.000
MINIMUM HISTOGRAM VALUE : .000
MAXIMUM HISTOGRAM VALUE : 150.000
MINIMUM POPULATION DATA POINT : -1.000
MAXIMUM POPULATION DATA POINT : 135.000
NO OF SAMPLES : 726

CLASSICAL STATISTICS AND HISTOGRAMS

EXTRACTION DATA USED : BOREHOLE AG ASSAYS FOR 2A

FREQUENCY DISTRIBUTIONS

CLASS INTERVAL		<--INCREMENTAL-->			-----INCREASING----->			<-----DECREASING----->		
FROM	TO	MEAN	FREQ	CUM FREQ	CUM MEAN	CUM PERCENT	CUM FREQ	CUM MEAN	CUM PERCENT	
.000	10.000	5.683	104	104	5.683	14.33	726	28.627	100.00	
10.000	20.000	14.422	199	303	11.422	41.74	622	32.463	85.67	
20.000	30.000	24.241	191	494	16.379	68.04	423	40.950	58.26	
30.000	40.000	33.786	98	592	19.260	81.54	232	54.707	31.96	
40.000	50.000	43.537	41	633	20.833	87.19	134	70.007	18.46	
50.000	60.000	54.167	30	663	22.341	91.32	93	81.677	12.81	
60.000	70.000	63.182	11	674	23.007	92.84	63	94.778	8.68	
70.000	80.000	74.917	12	686	23.915	94.49	52	101.462	7.16	
80.000	90.000	86.143	7	693	24.544	95.45	40	109.425	5.51	
90.000	100.000	95.273	11	704	25.649	96.97	33	114.364	4.55	
100.000	110.000	104.750	4	708	26.096	97.52	22	123.909	3.03	
110.000	120.000	115.800	5	713	26.725	98.21	18	128.167	2.48	
120.000	130.000	124.500	2	715	26.999	98.48	13	132.923	1.79	
130.000	140.000	134.455	11	726	28.627	100.00	11	134.455	1.52	
140.000	150.000	.000	0	726	28.627	100.00	0	.000	.00	

CLASSICAL STATISTICS AND HISTOGRAMS


EXTRACTION DATA USED : BOREHOLE AG ASSAYS FOR 2A

CLASSICAL STATISTICS :	UNGROUPED DATA	GROUPED DATA
TOTAL NO OF SAMPLES	726	
ARITHMETIC MEAN	28.62672	29.18733
STANDARD DEVIATION	24.86935	43.58267
VARIANCE	618.48440	1899.44900
GEOMETRIC MEAN	19.26365	21.59717
NATURAL LOG MEAN	2.95822	3.07256
MID RANGE VALUE	67.50000	65.00000
COEFFICIENT OF VARIATION	.86875	1.49321
MOMENT 1 ABOUT ARITHMETIC MEAN	.00000	.00000
MOMENT 2 ABOUT ARITHMETIC MEAN	618.48440	616.90150
MOMENT 3 ABOUT ARITHMETIC MEAN	34281.43000	33537.95000
MOMENT 4 ABOUT ARITHMETIC MEAN	3309648.00000	3244763.00000
MOMENT COEFFICIENT OF SKEWNESS	2.22877	2.18883
MOMENT COEFFICIENT OF KURTOSIS	8.65215	8.52612

CLASSICAL STATISTICS AND HISTOGRAMS

EXTRACTION DATA USED : BOREHOLE AG ASSAYS FOR 2A

NORMAL HISTOGRAM



FREQUENCY 4.0000 UNITS PER STAR

CLASSICAL STATISTICS AND HISTOGRAMS

EXTRACTION DATA USED : BOREHOLE AG ASSAYS FOR 2BCD

DATA VALUES ENTERED

CLASS INTERVAL : 10.000
MINIMUM HISTOGRAM VALUE : .000
MAXIMUM HISTOGRAM VALUE : 150.000

MINIMUM POPULATION DATA POINT : -1.000
MAXIMUM POPULATION DATA POINT : 135.000
NO OF SAMPLES : 597

CLASSICAL STATISTICS AND HISTOGRAMS

EXTRACTION DATA USED : BOREHOLE AG ASSAYS FOR 2BCD

FREQUENCY DISTRIBUTIONS

CLASS INTERVAL		<--INCREMENTAL-->			-----INCREASING----->			<-----DECREASING----->		
FROM	TO	MEAN	FREQ	CUM FREQ	CUM MEAN	CUM PERCENT	CUM FREQ	CUM MEAN	CUM PERCENT	
.000	10.000	5.298	94	94	5.298	15.75	597	37.732	100.00	
10.000	20.000	14.352	128	222	10.518	37.19	503	43.793	84.25	
20.000	30.000	24.392	97	319	14.737	53.43	375	53.843	62.81	
30.000	40.000	34.329	76	395	18.506	66.16	278	64.119	46.57	
40.000	50.000	44.408	49	444	21.365	74.37	202	75.327	33.84	
50.000	60.000	54.432	37	481	23.909	80.57	153	85.229	25.63	
60.000	70.000	64.207	29	510	26.200	85.43	116	95.052	19.43	
70.000	80.000	73.357	14	524	27.460	87.77	87	105.333	14.57	
80.000	90.000	84.000	12	536	28.726	89.78	73	111.466	12.23	
90.000	100.000	93.455	11	547	30.027	91.62	61	116.869	10.22	
100.000	110.000	105.300	10	557	31.379	93.30	50	122.020	8.38	
110.000	120.000	113.300	10	567	32.824	94.97	40	126.200	6.70	
120.000	130.000	126.077	13	580	34.914	97.15	30	130.500	5.03	
130.000	140.000	133.882	17	597	37.732	100.00	17	133.882	2.85	
140.000	150.000	.000	0	597	37.732	100.00	0	.000	.00	

CLASSICAL STATISTICS AND HISTOGRAMS


EXTRACTION DATA USED : BOREHOLE AG ASSAYS FOR 2BCD

CLASSICAL STATISTICS :	UNGROUPED DATA	GROUPED DATA
TOTAL NO OF SAMPLES	597	
ARITHMETIC MEAN	37.73199	38.24958
STANDARD DEVIATION	33.34141	42.77831
VARIANCE	1111.65000	1829.98300
GEOMETRIC MEAN	20.84827	25.78843
NATURAL LOG MEAN	3.03727	3.24993
MID RANGE VALUE	67.50000	65.00000
COEFFICIENT OF VARIATION	.88364	1.11840
MOMENT 1 ABOUT ARITHMETIC MEAN	.00000	.00000
MOMENT 2 ABOUT ARITHMETIC MEAN	1111.65000	1114.39800
MOMENT 3 ABOUT ARITHMETIC MEAN	51614.89000	51527.16000
MOMENT 4 ABOUT ARITHMETIC MEAN	5278667.00000	5262061.00000
MOMENT COEFFICIENT OF SKEWNESS	1.39259	1.38508
MOMENT COEFFICIENT OF KURTOSIS	4.27158	4.23716

CLASSICAL STATISTICS AND HISTOGRAMS

EXTRACTION DATA USED : BOREHOLE AG ASSAYS FOR 2BCD

NORMAL HISTOGRAM



FROM TO 25 50 75 100 125 150

FREQUENCY 2.5000 UNITS PER STAR

CLASSICAL STATISTICS AND HISTOGRAMS

EXTRACTION DATA USED : BOREHOLE AG ASSAYS FOR 2CE

FREQUENCY DISTRIBUTIONS

CLASS INTERVAL		<--INCREMENTAL-->			-----INCREASING----->			<-----DECREASING----->		
FROM	TO	MEAN	FREQ	CUM FREQ	CUM MEAN	CUM PERCENT	CUM FREQ	CUM MEAN	CUM PERCENT	
.000	10.000	5.954	152	152	5.954	24.68	616	25.209	100.00	
10.000	20.000	14.034	178	330	10.312	53.57	464	31.517	75.32	
20.000	30.000	23.892	120	450	13.933	73.05	286	42.399	46.43	
30.000	40.000	33.841	63	513	16.378	83.28	166	55.777	26.95	
40.000	50.000	43.704	27	540	17.744	87.66	103	69.194	16.72	
50.000	60.000	53.952	21	561	19.100	91.07	76	78.250	12.34	
60.000	70.000	64.824	17	578	20.445	93.83	55	87.527	8.93	
70.000	80.000	75.400	10	588	21.379	95.45	38	97.684	6.17	
80.000	90.000	84.364	11	599	22.536	97.24	28	105.643	4.55	
90.000	100.000	94.800	5	604	23.134	98.05	17	119.412	2.76	
100.000	110.000	.000	0	604	23.134	98.05	12	129.667	1.95	
110.000	120.000	115.000	2	606	23.437	98.38	12	129.667	1.95	
120.000	130.000	123.000	2	608	23.765	98.70	10	132.600	1.62	
130.000	140.000	135.000	8	616	25.209	100.00	8	135.000	1.30	
140.000	150.000	.000	0	616	25.209	100.00	0	.000	.00	

CLASSICAL STATISTICS AND HISTOGRAMS

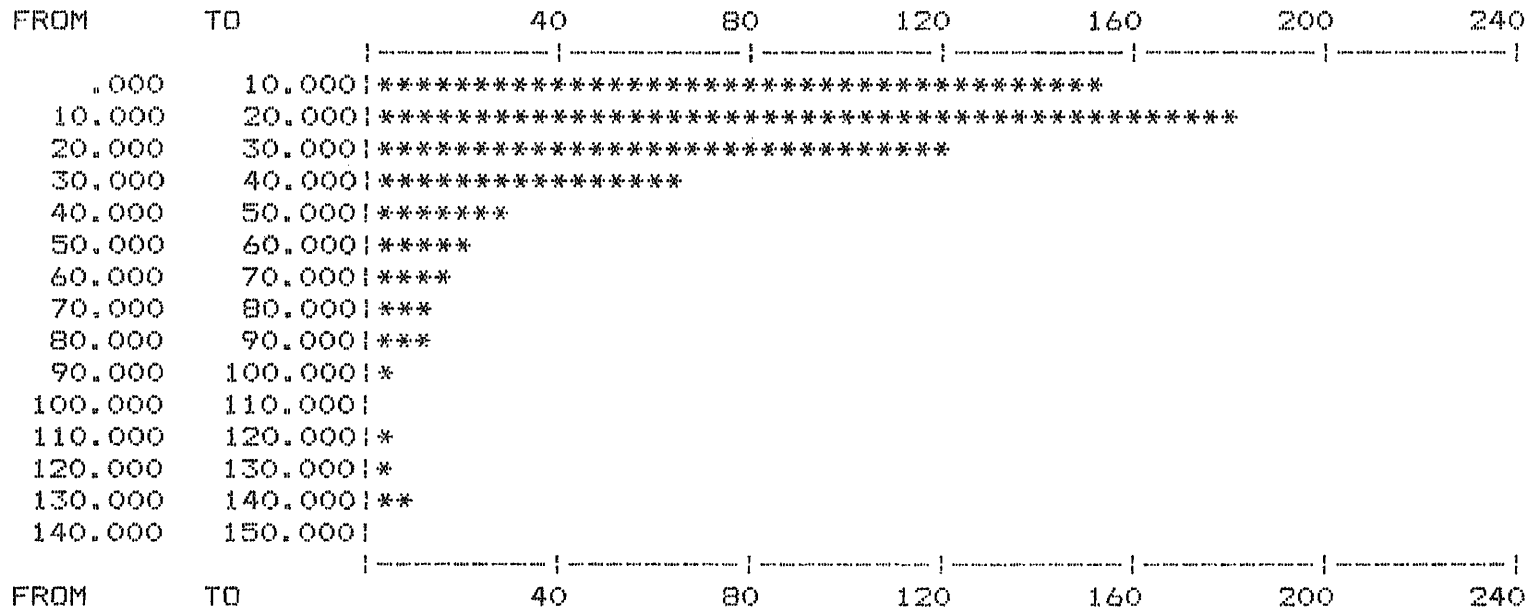
EXTRACTION DATA USED : BOREHOLE AG ASSAYS FOR 2CE

CLASSICAL STATISTICS :	UNGROUPED DATA	GROUPED DATA
TOTAL NO OF SAMPLES	616	
ARITHMETIC MEAN	25.20942	25.69805
STANDARD DEVIATION	24.21273	46.20501
VARIANCE	586.25620	2134.90300
GEOMETRIC MEAN	15.43188	17.63989
NATURAL LOG MEAN	2.73644	2.87016
MID RANGE VALUE	67.50000	65.00000
COEFFICIENT OF VARIATION	.96046	1.79800
MOMENT 1 ABOUT ARITHMETIC MEAN	.00000	.00000
MOMENT 2 ABOUT ARITHMETIC MEAN	586.25620	590.25950
MOMENT 3 ABOUT ARITHMETIC MEAN	31744.22000	31209.99000
MOMENT 4 ABOUT ARITHMETIC MEAN	3062948.00000	3026698.00000
MOMENT COEFFICIENT OF SKEWNESS	2.23632	2.17635
MOMENT COEFFICIENT OF KURTOSIS	8.91179	8.68726

CLASSICAL STATISTICS AND HISTOGRAMS

EXTRACTION DATA USED : BOREHOLE AG ASSAYS FOR 2CE

NORMAL HISTOGRAM



FREQUENCY 4.0000 UNITS PER STAR

CLASSICAL STATISTICS AND HISTOGRAMS

EXTRACTION DATA USED : BOREHOLE ASSAYS FOR 2E

DATA VALUES ENTERED

CLASS INTERVAL : 10.000
MINIMUM HISTOGRAM VALUE : .000
MAXIMUM HISTOGRAM VALUE : 150.000

MINIMUM POPULATION DATA POINT : -1.000
MAXIMUM POPULATION DATA POINT : 135.000
NO OF SAMPLES : 1132

CLASSICAL STATISTICS AND HISTOGRAMS

EXTRACTION DATA USED : BOREHOLE ^{AG} ASSAYS FOR 2E
 ^

FREQUENCY DISTRIBUTIONS

CLASS INTERVAL		<--INCREMENTAL-->			-----INCREASING----->			<-----DECREASING----->		
FROM	TO	MEAN	FREQ	CUM FREQ	CUM MEAN	CUM PERCENT	CUM FREQ	CUM MEAN	CUM PERCENT	
.000	10.000	5.625	128	128	5.625	11.31	1132	33.948	100.00	
10.000	20.000	14.892	278	406	11.970	35.87	1004	37.559	88.69	
20.000	30.000	23.904	228	634	16.262	56.01	726	46.238	64.13	
30.000	40.000	34.321	140	774	19.528	68.37	498	56.464	43.99	
40.000	50.000	44.152	112	886	22.641	78.27	358	65.123	31.63	
50.000	60.000	54.385	65	951	24.811	84.01	246	74.671	21.73	
60.000	70.000	65.344	61	1012	27.254	89.40	181	81.956	15.99	
70.000	80.000	74.783	46	1058	29.320	93.46	120	90.400	10.60	
80.000	90.000	84.571	28	1086	30.745	95.94	74	100.108	6.54	
90.000	100.000	93.524	21	1107	31.936	97.79	46	109.565	4.06	
100.000	110.000	103.400	5	1112	32.257	98.23	25	123.040	2.21	
110.000	120.000	112.600	5	1117	32.617	98.67	20	127.950	1.77	
120.000	130.000	125.000	2	1119	32.782	98.85	15	133.067	1.33	
130.000	140.000	134.308	13	1132	33.948	100.00	13	134.308	1.15	
140.000	150.000	.000	0	1132	33.948	100.00	0	.000	.00	

CLASSICAL STATISTICS AND HISTOGRAMS


EXTRACTION DATA USED : BOREHOLE ASSAYS FOR 2E

CLASSICAL STATISTICS :	UNGROUPED DATA	GROUPED DATA
TOTAL NO OF SAMPLES	1132	
ARITHMETIC MEAN	33.94788	34.38163
STANDARD DEVIATION	25.91420	40.14109
VARIANCE	671.54580	1611.30700
GEOMETRIC MEAN	23.34885	25.60892
NATURAL LOG MEAN	3.15055	3.24294
MID RANGE VALUE	67.50000	65.00000
COEFFICIENT OF VARIATION	.76335	1.16752
MOMENT 1 ABOUT ARITHMETIC MEAN	.00000	.00000
MOMENT 2 ABOUT ARITHMETIC MEAN	671.54580	673.82260
MOMENT 3 ABOUT ARITHMETIC MEAN	24244.45000	24292.66000
MOMENT 4 ABOUT ARITHMETIC MEAN	2264609.00000	2295609.00000
MOMENT COEFFICIENT OF SKEWNESS	1.39315	1.38885
MOMENT COEFFICIENT OF KURTOSIS	5.02160	5.05600

CLASSICAL STATISTICS AND HISTOGRAMS

EXTRACTION DATA USED : BOREHOLE ^{AG} ASSAYS FOR 2E

NORMAL HISTOGRAM



FROM TO 50 100 150 200 250 300

FREQUENCY 5.0000 UNITS PER STAR

CLASSICAL STATISTICS AND HISTOGRAMS

EXTRACTION DATA USED : BOREHOLE ^{AG} ASSAYS FOR 26

DATA VALUES ENTERED

CLASS INTERVAL : 10.000
MINIMUM HISTOGRAM VALUE : .000
MAXIMUM HISTOGRAM VALUE : 150.000

MINIMUM POPULATION DATA POINT : 5.000
MAXIMUM POPULATION DATA POINT : 135.000
NO OF SAMPLES : 286

CLASSICAL STATISTICS AND HISTOGRAMS

EXTRACTION DATA USED : BOREHOLE ASSAYS FOR 26

FREQUENCY DISTRIBUTIONS

CLASS INTERVAL		<--INCREMENTAL-->			<-----INCREASING----->			<-----DECREASING----->		
FROM	TO	MEAN	FREQ	CUM FREQ	CUM MEAN	CUM PERCENT	CUM FREQ	CUM MEAN	CUM PERCENT	
.000	10.000	6.889	9	9	6.889	3.15	286	55.371	100.00	
10.000	20.000	15.043	23	32	12.750	11.19	277	56.946	96.85	
20.000	30.000	24.813	32	64	18.781	22.38	254	60.740	88.81	
30.000	40.000	34.405	42	106	24.972	37.06	222	65.919	77.62	
40.000	50.000	45.316	38	144	30.340	50.35	180	73.272	62.94	
50.000	60.000	54.129	31	175	34.554	61.19	142	80.754	49.65	
60.000	70.000	65.167	18	193	37.409	67.48	111	88.189	38.81	
70.000	80.000	74.000	26	219	41.753	76.57	93	92.645	32.52	
80.000	90.000	85.000	20	239	45.372	83.57	67	99.881	23.43	
90.000	100.000	93.905	21	260	49.292	90.91	47	106.213	16.43	
100.000	110.000	104.250	8	268	50.933	93.71	26	116.154	9.09	
110.000	120.000	112.750	8	276	52.725	96.50	18	121.444	6.29	
120.000	130.000	121.800	5	281	53.954	98.25	10	128.400	3.50	
130.000	140.000	135.000	5	286	55.371	100.00	5	135.000	1.75	
140.000	150.000	.000	0	286	55.371	100.00	0	.000	.00	

CLASSICAL STATISTICS AND HISTOGRAMS

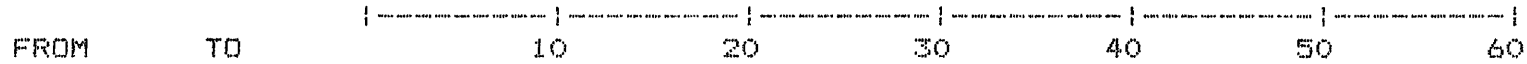

EXTRACTION DATA USED : BOREHOLE ASSAYS FOR 26

CLASSICAL STATISTICS :	UNGROUPED DATA	GROUPED DATA
TOTAL NO OF SAMPLES	286	
ARITHMETIC MEAN	55.37063	55.76923
STANDARD DEVIATION	30.81349	32.49529
VARIANCE	949.47110	1055.94400
GEOMETRIC MEAN	45.74853	45.79538
NATURAL LOG MEAN	3.82316	3.82418
MID RANGE VALUE	70.00000	65.00000
COEFFICIENT OF VARIATION	.55650	.58267
MOMENT 1 ABOUT ARITHMETIC MEAN	.00000	.00000
MOMENT 2 ABOUT ARITHMETIC MEAN	949.47110	970.73690
MOMENT 3 ABOUT ARITHMETIC MEAN	15557.76000	16213.93000
MOMENT 4 ABOUT ARITHMETIC MEAN	2278264.00000	2397644.00000
MOMENT COEFFICIENT OF SKEWNESS	.53177	.53609
MOMENT COEFFICIENT OF KURTOSIS	2.52721	2.54438

CLASSICAL STATISTICS AND HISTOGRAMS

EXTRACTION DATA USED : BOREHOLE ASSAYS FDR 26

NORMAL HISTOGRAM



FREQUENCY 1.0000 UNITS PER STAR

CLASSICAL STATISTICS AND HISTOGRAMS

EXTRACTION DATA USED : BOREHOLE AG ASSAYS FOR 2HE

DATA VALUES ENTERED

CLASS INTERVAL	:	10.000
MINIMUM HISTOGRAM VALUE	:	.000
MAXIMUM HISTOGRAM VALUE	:	150.000
MINIMUM POPULATION DATA POINT	:	-1.000
MAXIMUM POPULATION DATA POINT	:	135.000
NO OF SAMPLES	:	218

CLASSICAL STATISTICS AND HISTOGRAMS

EXTRACTION DATA USED : BOREHOLE AG ASSAYS FOR 2HE

FREQUENCY DISTRIBUTIONS

CLASS INTERVAL		<--INCREMENTAL-->			-----INCREASING----->			<-----DECREASING----->		
FROM	TO	MEAN	FREQ	CUM FREQ	CUM MEAN	CUM PERCENT	CUM FREQ	CUM MEAN	CUM PERCENT	
0.000	10.000	6.800	5	5	6.800	2.29	218	50.514	100.00	
10.000	20.000	15.233	30	35	14.029	16.06	213	51.540	97.71	
20.000	30.000	23.840	25	60	18.117	27.52	183	57.492	83.94	
30.000	40.000	34.143	35	95	24.021	43.58	158	62.816	72.48	
40.000	50.000	44.452	31	126	29.048	57.80	123	70.976	56.42	
50.000	60.000	55.211	19	145	32.476	66.51	92	79.913	42.20	
60.000	70.000	65.333	15	160	35.556	73.39	73	86.342	33.49	
70.000	80.000	75.556	18	178	39.601	81.65	58	91.776	26.61	
80.000	90.000	83.800	15	193	43.036	88.53	40	99.075	18.35	
90.000	100.000	96.375	8	201	45.159	92.20	25	108.240	11.47	
100.000	110.000	104.250	8	209	47.421	95.87	17	113.824	7.80	
110.000	120.000	113.400	5	214	48.963	98.17	9	122.333	4.13	
120.000	130.000	129.000	1	215	49.335	98.62	4	133.500	1.83	
130.000	140.000	135.000	3	218	50.514	100.00	3	135.000	1.38	
140.000	150.000	.000	0	218	50.514	100.00	0	.000	.00	

CLASSICAL STATISTICS AND HISTOGRAMS


EXTRACTION DATA USED : BOREHOLE AG ASSAYS FOR 2HE

CLASSICAL STATISTICS :	UNGROUPED DATA	GROUPED DATA
TOTAL NO OF SAMPLES	218	
ARITHMETIC MEAN	50.51376	50.77982
STANDARD DEVIATION	29.97020	32.99986
VARIANCE	898.21290	1088.99100
GEOMETRIC MEAN	39.35585	41.50845
NATURAL LOG MEAN	3.67264	3.72590
MID RANGE VALUE	67.50000	65.00000
COEFFICIENT OF VARIATION	.59331	.64986
MOMENT 1 ABOUT ARITHMETIC MEAN	.00002	.00000
MOMENT 2 ABOUT ARITHMETIC MEAN	898.21300	886.77720
MOMENT 3 ABOUT ARITHMETIC MEAN	18544.19000	18201.33000
MOMENT 4 ABOUT ARITHMETIC MEAN	2223752.00000	2191807.00000
MOMENT COEFFICIENT OF SKEWNESS	.68887	.68926
MOMENT COEFFICIENT OF KURTOSIS	2.75631	2.78723

CLASSICAL STATISTICS AND HISTOGRAMS

EXTRACTION DATA USED : BOREHOLE AG ASSAYS FOR 2HE

NORMAL HISTOGRAM



FROM	TO	10	20	30	40	50	60
------	----	----	----	----	----	----	----

FREQUENCY 1.0000 UNITS PER STAR