


Color Key:

Overburden

orange **chl** pale green or gray ch ± sericite phyllite. ✓

gray **grph** graphitic phyllite. ✓

yellow **s.ph.** Sericite phyllite. ✓

 **s** massive sulphide, w disseminated sulphide in mineralized phyllite.

 **min** Mineralized phyllite.

 Breccia.

 **t** tuff?

MON.

ADD as legend

on D-3066



S.W.

5S

VANGORDA
BL.

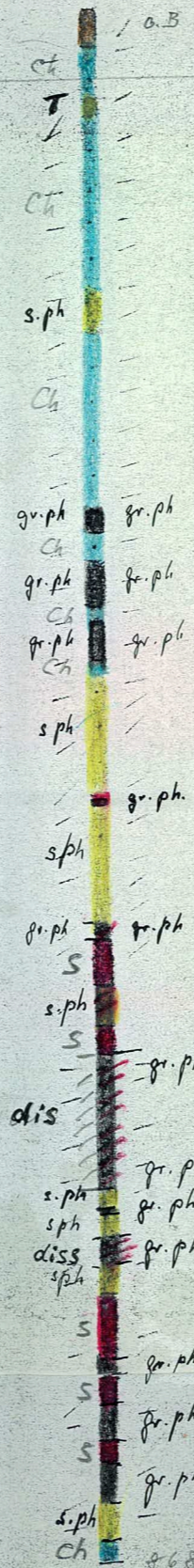
LINE 7B.

N.E

1" = 100'
HORIZ + VERT.

A10

REFERENCE LEVEL ELEV. A1



VANGUARD
B/L.


A.12

LINE 84

A.8


Elev. A.1.

REFERENCE CORNER



Continues
 Min to 1055.
 ten FT massive
 1045-1055.

DK grey. phyllite is 1104'



A1

Ref. level. A1.

LINE- 76w.

A4

A5

A9

A6

A5

