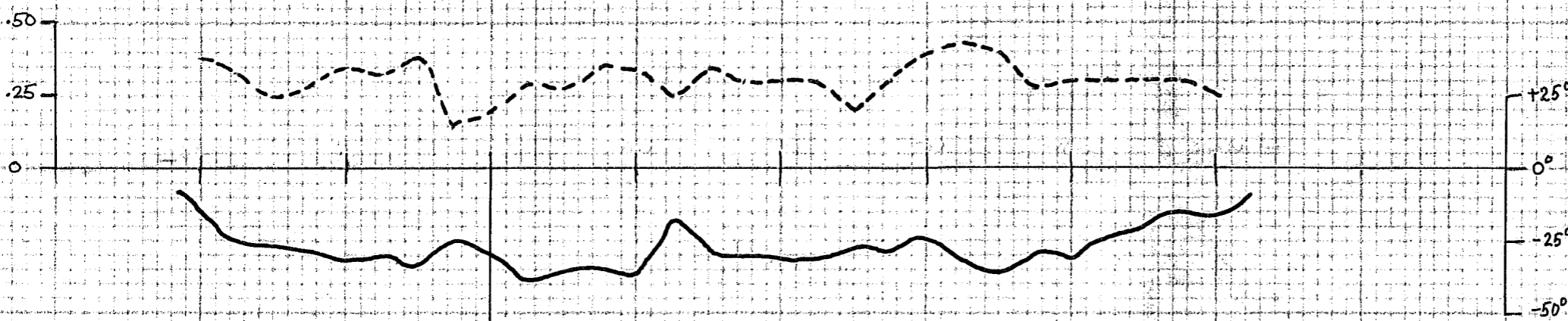
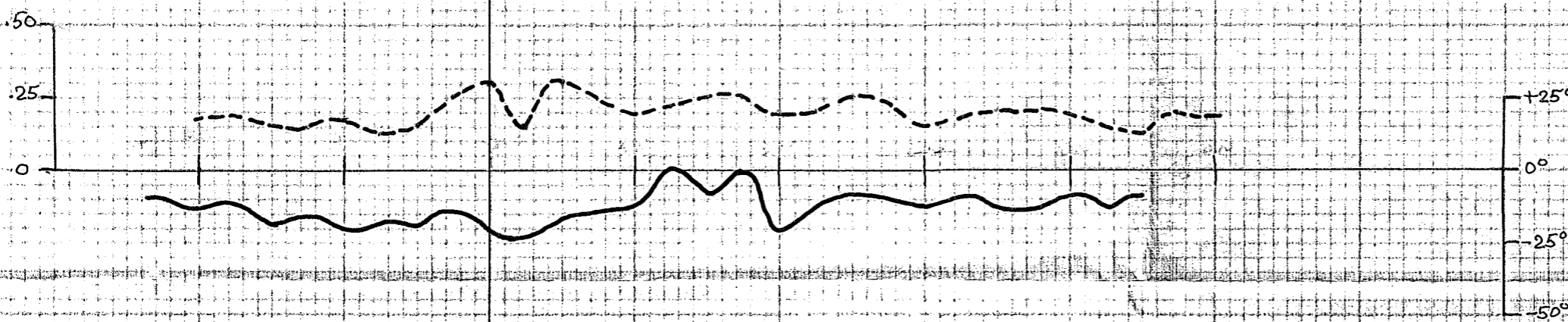


# C.E.M. PROFILES LINE 52W



FREQUENCY : 5010 cps.

SEPARATION : 400 feet



FREQUENCY : 1830 cps.

SEPARATION : 400 Feet



FREQUENCY : 5010 cps

SEPARATION : 500 Feet








FREQUENCY : 1830 cps

SEPARATION : 500 Feet

8S 6S 4S 2S 2N 4N 6N 8N 10N 12N 14N 16N 18N 20N

Line 52+00 W

-  OVERBURDEN
-  PHYLLITE
-  SERICITE SCHIST
-  SULPHIDES
-  BIOTITE SCHIST

