

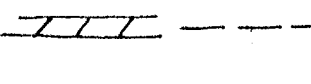



-  Magnetic High - 400 gammas
-  Gravity Anomaly
-  EM Conductor (strong, weak)
-  Diamond Drill Hole

*Geophysical Compilation
Wynne Claims*

15° 30' N
 Lat 62° 22'
 1/2 mile South