




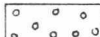


LEGEND

- |   |  |
|---|--|
|  MASSIVE SULPHIDES |  PHYLLITE   |
|  GRAPHITIC SCHIST  |  GRANITE    |
|  SERICITE SCHIST   |  OVERBURDEN |

FARO ORE BODY  
LINE 56 W  
GEOLOGIC CROSS SECTION  
GEOPHYSICAL PROFILES

020279

