

# Certificate of Analysis

TO Curragh Resources  
\_\_\_\_\_  
\_\_\_\_\_

REPORT NO. 46-41  
DATE April 14, 1986

I hereby certify that the following are the results of analyses made by us upon the herein described wastewater samples

MARKED	ppb	ppb	ppb	ppb	ppm	ppm	ppb	ppm		ppm
	Cu	Pb	Zn	Mn	Na	SO <sub>4</sub>	CN	NH <sub>3</sub>	pH	suspended solids
X2 Mar 16/86 1:40 PM	2	11	41	110	4.0	14	L10	L0.10	7.4	6
X4 Mar 16/86 11:25 AM	3	14	135	2340	28.0	128	L10	L0.10	7.6	5
X5 Mar 16/86 11:50 AM	4	12	68	2000	38.0	227	L10	L0.10	7.8	2
X13 Mar 16/86 12:45 PM	4	20	3	2180	47.0	281	L10	L0.10	7.6	2

**RECEIVED**  
APR 16 1986  
**FARO**

*John R...*



Dave Wright

136B INDUSTRIAL RD, WHITEHORSE, YUKON Y1A 2V1

PHONE: (403) 667-6523

Certificate of Analysis

TO Curragh Resources

Sample Apr 22-3


REPORT NO. 46-75

DATE April 30, 1986

I hereby certify that the following are the results of analyses made by us upon the herein described wastewater samples

MARKED	ppb	ppb	ppb	ppm		ppm			
	Cu	Pb	Zn	SO4	pH	suspended solids			
X2 Apr 22-23	3	21	66	15	7.3	L1			
X4	3	3	135	128	7.6	L1			
X5	4	5	83	200	7.7	L1			
X10	2	2	26	18	7.9	L1			
X13	4	9	16	278	7.5	L1			

John Ren



# Certificate of Analysis

TO Curragh Resources  
\_\_\_\_\_  
\_\_\_\_\_


REPORT NO. 46-86

DATE May 28, 1986

I hereby certify that the following are the results of analyses made by us upon the herein described wastewater samples

MARKED	ppb	ppb	ppb	ppm		ppm			
	Cu	Pb	Zn	SO <sub>4</sub>	pH	suspended solids			
<i>Simple date?</i> X 2	6	5	44	12	7.3	1			
X 4	4	8	3290	233	7.5	2			
X 5	3	L5	120	202	7.6	L1			
X 10	7	12	41	11	7.7	1			
X 13	3	L5	8	281	7.5	1			
X 14	5	14	44	64	7.5	1			

*[Signature]*  
.....



# Certificate of Analysis

TO Curragh Resources


REPORT NO. 46-88

DATE June 27/86

I hereby certify that the following are the results of analyses made by us upon the herein described water samples

MARKED	ppb	ppb	ppb	ppb	ppm	ppm	ppm		
	Cu	Pb	Zn	Mn	Na	SO <sub>4</sub>	NH <sub>3</sub>		
X16A May 18/86	L 2	6	17	160	7.0	37	L0.10		
X16B May 18/86	2	L 5	8	3	8.0	16	L0.10		
X17A May 18/86	2	L 5	8	4	9.0	19	L0.10		
X17B May 18/86	L 2	L 5	8	170	7.0	28	L0.10		
X18A May 18/86	3	7	27	91	27.0	133	L0.10		
X18B May 18/86	2	L 5	12	34	26.0	149	L0.10		
X20 May 17/86	2	6	21	6	3.0	30	L0.10		
X21A May 20/86	3	6	280	9250	49.0	347	1.10		
X21B May 20/86	2	8	23	615	10.0	116	L0.10		
X21C May 20/86	2	L 5	22	4130	25.0	240	0.64		
X24A May 20/86	4	L 5	16	1010	50.0	326	L0.10		
X24B May 20/86	3	L 5	7	2360	52.0	324	L0.10		
X25A May 20/86	4	L 5	6	720	9.0	233	L0.10		
X25B May 20/86	L 2	L 5	8	284	5.0	28	4.50		
CVDT1 May 18/86	3	L 5	16	27	39.0	214	L0.10		
CVDT2 May 20/86	3	L 5	12	2340	52.0	309	0.13		
CVDT3 May 20/86	2	L 5	9	271	9.0	76	L0.10		
83 4B May 19/86	4	24	94	76	188.0	172	0.37		
P8109 May 19/86	6	6	38	23	6.0	9	0.11		
P81-04D May 20/86	6	L 5	2030	16750	135.0	631	2.10		

BONDAR-CLEGG & COMPANY LTD.



Certificate of Analysis

TO Curragh Resources


REPORT NO. 46-88 Pg. 2

DATE June 27/86

I hereby certify that the following are the results of analyses made by us upon the herein described water samples

MARKED	ppb	ppb	ppb	ppb	ppm	ppm	ppm		
	Cu	Pb	Zn	Mn	Na	SO4	NH3		
ID 4S May 20/86	4	L 5	11	5670	54.0	346	L0.10		
ID 4D May 20/86	3	L 5	11	115	52.0	549	L0.10		
CVDC 9S May 20/86	2	12	20	970	20.0	111	0.21		
CVDC 9D May 20/86	L 2	6	16	280	16.0	99	L0.10		
CVDC 7S May 20/86	3	9	18	17	23.0	186	L0.10		
CVDC 7D May 20/86	3	6	34	790	48.0	303	L0.10		
CVDC 4S May 20/86	2	L 5	8	3010	48.0	293	0.15		
CVDC 4D May 20/86	4	8	22	3000	44.0	278	0.18		

*John R.*



Certificate of Analysis

TO Curragh Resources

REPORT NO. 46-87

DATE June 27, 1986

I hereby certify that the following are the results of analyses made by us upon the herein described water samples

Table with columns: MARKED, Cu (ppb), Pb (ppb), Zn (ppb), Mn (ppb), Na (ppm), SO4 (ppm), NH3 (ppm), pH, suspended solids (ppm), Turbidity (NTU). Rows include samples X1 through X23 with their respective analysis dates and results.

Note: X12 May 21/86 was not listed but was received.

Handwritten signature: John R...

# Certificate of Analysis

TO Curragh Resources  
 \_\_\_\_\_  
 \_\_\_\_\_


REPORT NO. 46-105 .....

DATE June 27/86 .....

I hereby certify that the following are the results of analyses made by us upon the herein described ..... water ..... samples

MARKED	ppb	ppb	ppb	ppb	ppb	ppm	ppm	ppm	
	Cu	Pb	Zn	Fe	Mn	Na	SO <sub>4</sub>	suspended solids	
X4 June 5/86	5	14	2360		2180		275	L 1	
X5 28/5/86	3	13	1170		2350		172	L 1	
X5 June 5/86	4	8	1560		2190		181	L 1	
TEST HOLE 19-86 June 4/86	L 2	L 5	8	84	3	32.0	16		

Note: Dissolved elements analysed for TEST HOLE 19-86, rest are extractable.



# Certificate of Analysis

TO Curragh Resources  
\_\_\_\_\_  
\_\_\_\_\_


REPORT NO. 46-171  
DATE July 17, 1986

I hereby certify that the following are the results of analyses made by us upon the herein described water samples

MARKED	ppb	ppb	ppb	ppb	ppm	ppm			
	Cu	Pb	Zn	Mn	SO <sub>4</sub>	suspended solids			
X4 July 14/86	18	64	930	1910	386	3			
X5 July 14/86	10	24	1150	1900	309	2			

BONDAR-CLEGG & COMPANY LTD.

*John Ross*



# BONDAR-CLEGG & COMPANY LTD.

136B INDUSTRIAL RD, WHITEHORSE, YUKON Y1A 2V1

PHONE: (403) 667-6523

FARO  
11-11-86

## Certificate of Analysis

TO Curragh Resources

REPORT NO. 46-241


DATE Aug 27, 1986

I hereby certify that the following are the results of analyses made by us upon the herein described wastewater samples

MARKED		ppb	ppb	ppb	ppb	ppm	ppm	ppb	ppm	
		Cu	Pb	Zn	Mn	SO <sub>4</sub>	NH <sub>3</sub>	CN	suspended solids	PH
X 1	Aug 11/86	11	13900	17900	4080	304			545	-
X 2	Aug 11/86	4	56	39	38	21			L 1	7.6
X 3	Aug 11/86	3	66	4	24	5			L 1	7.8
X 4	Aug 11/86	130	130	485	2200	433	L 1	7	4	8.0
X 5	Aug 11/86	90	85	725	2100	394	L 1	13	3	8.0
X 6	Aug 11/86	5	49	205	7250	175			12	7.2
X 7	Aug 11/86	24	142	127	15	853			4950	12.3 ← ss due to lime in water
X 9	Aug 11/86	19	131000	50000	21000	270			1715	9.7
X10	Aug 11/86	3	45	23	28	17			1	8.4
X11	Aug 11/86	3	42	L 2	1150	267			1	7.5
X12	Aug 11/86	3	38	L 2	330	147			L 1	7.6
X13	Aug 11/86	4	41	12	1580	252	L 1	10	1	7.6
X14	Aug 11/86	16	56	159	490	94			2	7.8
X23	Aug 11/86	12	68	33500	14900	1415			4	7.1
X22	pumps down									

BONDAR-CLEGG & COMPANY LTD.

*John Ream*



# Certificate of Analysis

TO Curragh Resources  
\_\_\_\_\_  
\_\_\_\_\_


REPORT NO. 46-277

DATE Sept 17, 1986

I hereby certify that the following are the results of analyses made by us upon the herein described wastewater samples

MARKED	ppb	ppb	ppb	ppb	ppm	ppm	ppb	ppm	suspended solids
	Cu	Pb	Zn	Mn	SO <sub>4</sub>	NH <sub>3</sub>	CN		
X 1 Aug 22/86	10	930	296	34	229			17820	
X 4 Aug 22/86	46	164	322	280	431			3	
X 5 Aug 22/86	59	96	590	200	390	L0.10	L 1	2	
X 9 Aug 22/86	59	3090	2610	112	107			8164	
X11 Aug 22/86	3	46	9	1310	277			L 1	
X12 Aug 22/86	3	51	14	284	144			L 1	
X13 Aug 22/86	3	45	22	1730	245	L0.10	L 1	1	
X23 Aug 22/86	12	76	37000	13800	1410			4	

*John Pen*



# Certificate of Analysis

TO Curragh Resources

REPORT NO. 46-322


DATE Sept 19, 1986

I hereby certify that the following are the results of analyses made by us upon the herein described wastewater samples

MARKED	ppb	ppb	ppb	ppb	ppm	ppm	ppb	ppm	suspended solids
	Cu	Pb	Zn	Mn	SO <sub>4</sub>	NH <sub>3</sub>	CN		
X 1 Aug 29/86	14	475	300	18	409			34400	
X 4 Aug 29/86	30	128	270	2190	423	L 0.10	L 1	2	
X 5 Aug 29/86	51	94	515	2280	377	L 0.10	L 1	6	
X 9 Aug 29/86	20	1830	430	20	115			63700	
X11 Aug 29/86	5	49	27	300	146			2	
X12 Aug 29/86	3	11	10	1200	296			1	
X13 Aug 29/86	4	12	54	1820	263	L 0.10	L 1	2	
X22 Aug 29/86	16	144	66000	5050	642			L 1	
X23 Aug 29/86	17	74	30800	11700	1345			5	

BONDAR-CLEGG & COMPANY LTD.

*John Rice*



# Certificate of Analysis

TO Curragh Resources


REPORT NO. 46-337

DATE Sept 30, 1986

I hereby certify that the following are the results of analyses made by us upon the herein described wastewater samples

MARKED		ppb	ppb	ppb	ppm	ppm	ppb	ppm	ppb
		Cu	Pb	Zn	SO <sub>4</sub>	NH <sub>3</sub>	CN	suspended solids	As
X 1	Sept 5/86	29	575	800	501			4600	
X 4	Sept 5/86	15	124	154	428	LO.10	L 1	2	12
X 5	Sept 5/86	36	101	362	393	LO.10	L 1	1	5
X 9	Sept 5/86	132	2355	660	208			758	500
X11	Sept 5/86	2	42	9	139			L 1	
X12	Sept 5/86	3	9	5	303			L 1	
X13	Sept 5/86	3	26	21	264	LO.10	L 1	L 1	
X22	Sept 5/86	4	31	430	553			555	
X23	Sept 5/86	12	34	31400	1450			3	

*John R.*



# Certificate of Analysis

TO Curragh Resources  
\_\_\_\_\_  
\_\_\_\_\_


REPORT NO. 46-338

DATE Sept 30, 1986

I hereby certify that the following are the results of analyses made by us upon the herein described wastewater samples

MARKED	ppb	ppb	ppb	ppm	ppm	ppb	ppm		
	Cu	Pb	Zn	SO <sub>4</sub>	NH <sub>3</sub>	CN	suspended solids		
X 1 Sept 11/86	1810	625	490	651			10150		
X 2 Sept 11/86	4	42	65						
X 4 Sept 11/86	32	162	<sup>31</sup> 160	444	LO.10	L 1	L 1		
X 5 Sept 11/86	29	86	<sup>47</sup> 295	392	LO.10	L 1	1		
X 9 Sept 11/86	2780	820	300	570			76300		
X11 Sept 11/86	3	52	8	147			1		
X12 Sept 11/86	4	47	14	305			2		
X13 Sept 11/86	4	44	30	280	LO.10	L 1	2		
X22 Sept 11/86	3	26	1200	622			568		
X23 Sept 11/86	12	36	32200	1491			7		

*John Ren*  
.....



# Certificate of Analysis

TO Curragh Resources  
\_\_\_\_\_  
\_\_\_\_\_

REPORT NO. 46-356

DATE Oct 16, 1986

I hereby certify that the following are the results of analyses made by us upon the herein described wastewater samples

MARKED		ppb	ppb	ppb	ppm	ppm	ppb	ppm	suspended solids
		Cu	Pb	Zn	SO <sub>4</sub>	NH <sub>3</sub>	CN		
X 1	Sept 18/86	190	4230	3160	1560			85000	
X 2	Sept 18/86	3	17	131	17			1	
X 4	Sept 18/86	285	195	480	492			2	
X 5	Sept 18/86	61	104	426	409	L 1	L 1	2	
X 9	Sept 18/86	260	1710	725	1640			144700	
X11	Sept 18/86	2	15	11	335			1	
X12	Sept 18/86	2	15	11	155			1	
X13	Sept 18/86	3	10	84	294	L 1	L 1	1	
X22	Sept 18/86	30	28	18000	509			3	
X23	Sept 18/86	12	28	32200	1540			4	

*John Pea*  
.....